



**pennsylvania**

DEPARTMENT OF HUMAN SERVICES

**EMERGENCY RENTAL  
ASSISTANCE PROGRAM  
(ERAP)**

**Monthly Report  
January 2022**



# January 2022 Summary Report

## Month Overview

In January 2022, DHS collected \$34,008,628.65 in excess ERAP1 funds from counties that expected to underspend their ERAP1. DHS is redistributing these funds across 19 counties that projected a shortfall in their ERAP1 funding. Reallocation of the funds will occur in February 2022.

DHS expects to complete another ERAP1 reallocation in the coming months to ensure ERAP1 funds will be spent by the federal deadline of September 30, 2022. ERAP2 funds continue to be spent with 28 counties approving 3,224 ERAP2 applications. Additionally, a second round of ERAP2 high needs allocations totaling \$16,205,864.12 were paid in January to Crawford, Delaware, Erie, Lackawanna, Lycoming, Monroe, Philadelphia, and Pike counties.

The funds were distributed towards the end of the month and individual county allocation totals will be adjusted in the next months report.

### In January 2022:



**27,494**  
applications  
received  
during the month



**14,092**  
new households  
received assistance  
during the month



**2,665**  
households  
denied during  
the month



**118,152**  
applications  
pending<sup>1</sup>, as of the  
end of the month

January 2022 (paid)	ERAP1	ERAP2	Total
Emergency Rental Assistance	\$31,895,514.41	\$10,561,212.07	\$42,456,726.48
Housing Stability Services	\$120,267.21	\$25,330.00	\$145,597.21
Administrative Costs	\$1,455,759.62	\$516,405.40	\$1,972,165.02
	<b>\$33,471,541.24</b>	<b>\$11,102,947.47</b>	<b>\$44,574,488.71</b>

## Total to Date



**\$368+ million**  
Total monies paid in  
ERAP1 and ERAP2



**92,215**  
Households assisted

Counties have spent a total of \$368,616,031.67 in DHS-allocated ERAP funds to provide 92,215 households with rental assistance and/or housing stability services who have been impacted due to or during the COVID-19 pandemic (ERAP1 and ERAP2 combined).

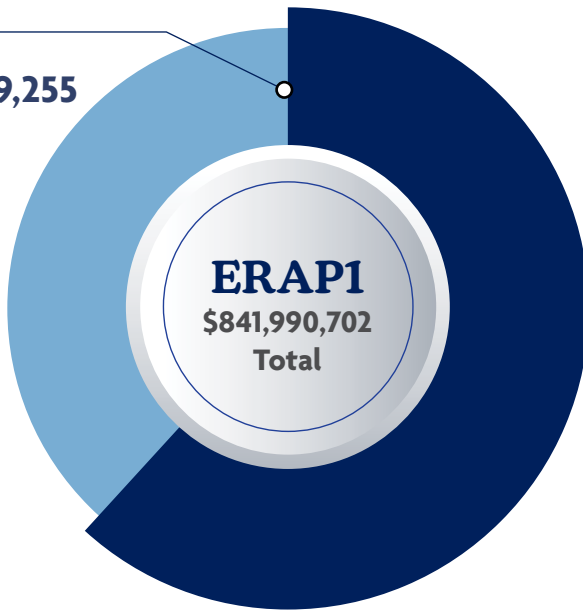
NOTE: Changes in reporting have been made for the January report. An explanation is provided below of the updates DHS has made to better enhance the picture of actual dollars spent by the counties.

**NOTE:** 1) The number of pending applications continues to grow. Counties have processed between 10,000 to 12,000 applications a month consistently since June 2021. Larger counties, which receive the highest number of applications, are working to fiscally balance the program through multiple funding streams. These counties maintain ERAP1 and ERAP2 funds from both PA DHS and direct federal allocations.

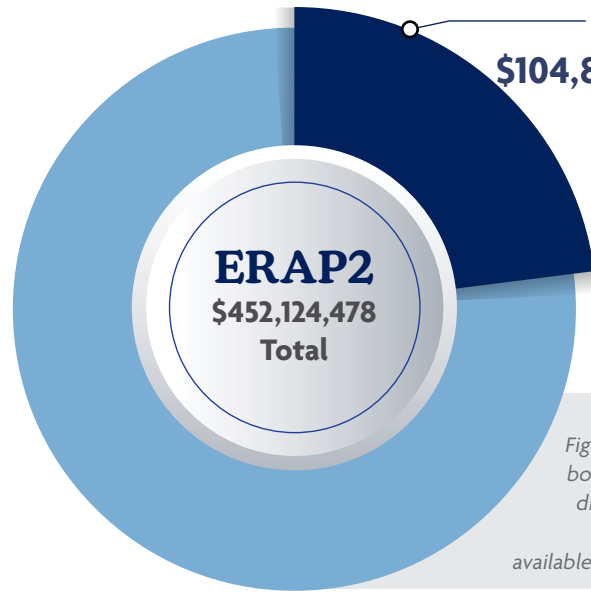




**65%**  
**\$543,689,255**  
was spent  
to date of  
the total  
ERAP1  
allocation\*



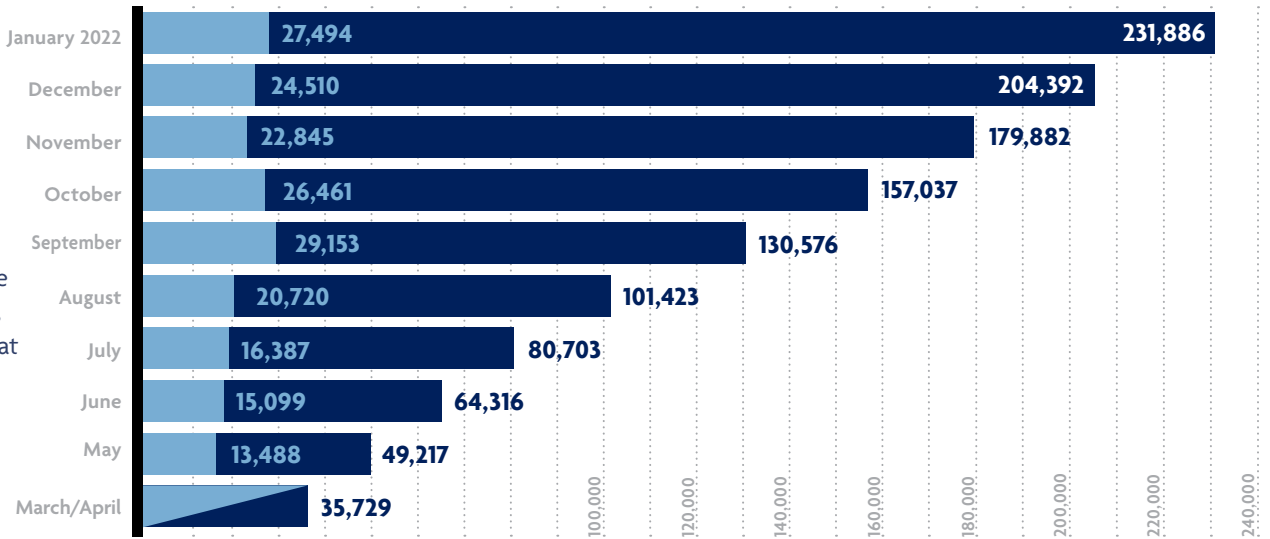
**23%**  
**\$104,824,804**  
was spent  
to date of  
the total  
ERAP2  
allocation\*



*Note:*  
Figures include  
both state and  
direct federal  
allocations  
available to counties

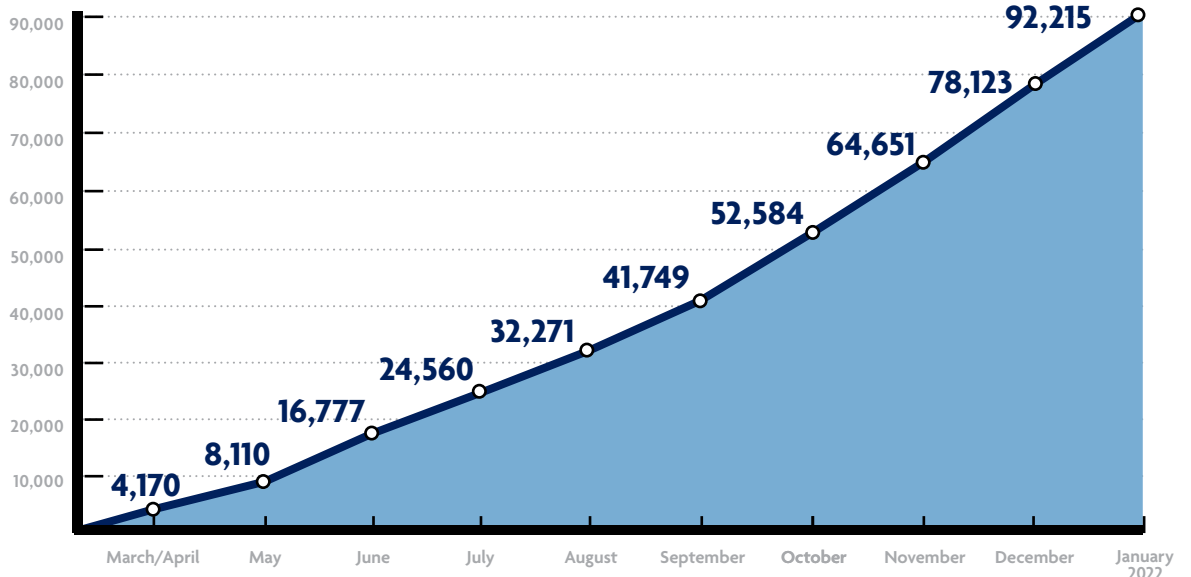
### Total Apps. Received To Date

■ Total to Date  
■ Applications Received That Month



### Number of households receiving services to date

\*Note: Updates have been made to previous month totals based on new information provided by the counties.



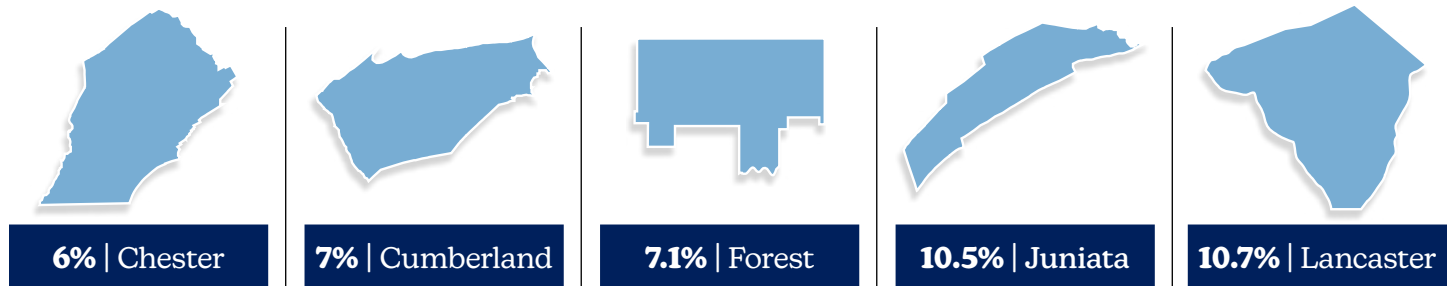


## Counties

The following counties with the highest percentage of funds expended YTD are Monroe 84%, Allegheny 81%, Cameron 80%, Crawford 74%, Erie 70%.



The following counties with the lowest percentage of funds expended YTD are Chester 6%, Cumberland 7%, Forest 7.1%, Juniata 10.5%, Lancaster 10.7%.



## Technical Assistance Overview

DHS offered technical assistance to counties in January 2022. This assistance included guidance on the submission of Participant Household Payment data files for the fourth quarter federal reporting. Additionally, DHS provided revisions to the Procedural Memorandum 001-21 ERAP Procedure for Appeals, as well as the Procedural Memorandum 007-21 Reporting Duplicate Applications for ERAP. DHS offered guidance on how to report ERAP applications, either as ERAP1 or ERAP2, as well as the reporting procedures for obligated funds. DHS provided information on updates to the COMPASS website and DHS website as related to ERAP2.

Counties reported increased submission of applications suspected or known to be fraudulent, requiring additional due diligence to ensure fraud detection and to cooperate with investigating authorities. DHS is committed to working with stakeholders to support mitigation and prevention, including partnering with the Office of State Inspector General.





## Other Connections

---

Secretary Snead participated in a Women in Reentry Roundtable with Congressman Evans and PHFA facilitated by the First Lady on January 19, 2022, where she discussed ERAP, the Homeless Assistance Program (HAP), and other housing resources.

## External Communications

---

January marked the kick-off of the Low-Income Household Water Assistance Program (LIHWAP). This provided an opportunity for cross promotion of ERAP within media appearances and press releases.

The DHS ERAP website saw 90,156 page views with an average time on page of 2:57. The DHS ERAP website continues to be a valuable tool for Pennsylvanians who have questions regarding ERAP.

## Reporting Update

---

DHS is dedicated to reporting the best possible data for ERAP. As new data is reported to DHS, this report will evolve to ensure new data is incorporated to create the best overall picture of where the program stands. This month, you will see that the report separately accounts for county expenditures and obligations. The result of this change is the ability to see the actual funding that is assisting Pennsylvanians for the month separately from anticipated spending.

Additionally, corrections to data previously reported from the counties have been made to reflect a more accurate view of actual spending.



[Find more state & county level data.](#)



## Background

The Department of Human Services (DHS) is pleased to submit this report, as required by Act 2021-1, Article I-D of the Fiscal Code, 72 P.S. §103-D (a)(7.1) and (8):

Powers and duties.--The department shall have the power and duty to: prepare a monthly consolidated report with information from all counties submitted under section 104-D(4) and shall submit the report on a monthly basis to the chairperson and minority chairperson of the Appropriations Committee of the Senate and the chairperson and minority chairperson of the Appropriations Committee of the House of Representatives. The report shall also be posted and maintained on the department's publicly accessible Internet website.

The report shall include the following information:

- (i) The total amount of funds received by a county.
- (ii) The total amount of funds spent by a county for services under section 102-D(a).
- (iii) The total amount of excess funding or shortfall identified by a county as of September 20, 2022.
- (iv) The total number of households that applied for assistance.
- (v) The total number of households that received assistance.
- (vi) The total amount of funding sought by services under section 102-D(a).
- (vii) The total amount of assistance provided by services under section 102-D(a).
- (viii) An itemization of all expenditures for administrative costs.

Act 1 of 2021 authorized DHS to implement the Emergency Rental Assistance Program (ERAP1). The federal Consolidated Appropriations Act of 2021, (Pub. L. 116-260) allocated \$569,807,659.70 directly to Pennsylvania to assist those affected by COVID-19 by providing funding for certain past, current and future rental and utility expenses. Of that allocation, the Pennsylvania General Assembly appropriated \$5,698,076.60 to be used by DHS for administrative costs. Funding was allocated to all counties based on percentage of population minus any direct federal allocation per Section 102-D(c) of the Act. (See Table 2 for allocations and expended/remaining funds as of September 30, 2021). A maximum of 9.09 percent of each county's allocated ERAP1 funds may be used for the combined costs of administration and housing stability services. Eighteen counties and one city received a separate allocation directly from the United States Treasury in addition to the funding allocated to them in accordance with Act 1 of 2021.

DHS officially launched ERAP1 on March 15, 2021, though not all counties were operational on that date. All counties, however, were operational and accepting applications as of March 29, 2021. (See Table 1 for application data).

PA Act 24 of 2021 amended some ERAP1 program rules, and further gives DHS authority to administer funds allocated under the federal American Rescue Plan Act of 2021 (Pub.L.117.2) Section 3201 (b) which allocated \$500,166,870.00 to Pennsylvania. These funds are referred to as ERAP2.

The total allocation amounts used in Table 4 total ERAP2 Funds column reflect the funds issued to counties on September 9, 2021 and are inclusive of the high-needs funds. Table 3 reflects the total number of applications under ERAP2.

## **Definitions**

DHS uses the following definitions in this report:

- Rental Assistance - includes assistance for rent arrears, current rent, future rent, and utilities included as a part of the rent payment per the rental agreement
- Utility Assistance - includes payment for utilities, utility arrearages and future utility payments not included as a part of the rent
- Other Expenses Related to Housing – includes, but is not limited to, assistance with relocation expenses, rental fees, reasonable late fees, internet for work or home schooling (at county option).
- Housing Stability Services - services provided to coordinate the activities necessary for the client to obtain or retain housing including, but not limited to, case management and other services intended to keep households stably housed

***NOTE: This report reflects emergency rental assistance as implemented with funds allocated per Act 1 of 2021 and Act 24 of 2021 and does not include expenditures of funds received by local municipalities directly from the United States Treasury.***

***All figures below reflect self-reported data by the county as of January 31, 2022 and may reflect the county made corrections for previous months***

**ERAP1**

**APPLICATIONS January 1 – January 31, 2022**

Number of applications pending at beginning of January:	85,655
Total number of households that applied for assistance:	20,131
Total number of households that received assistance:	10,868
Total number of households denied assistance:	1,927
Total number of applications pending at end of January:	92,991

**ERAP1**

**FISCAL January 1 – January 31, 2022**

Total state funds allocated:	\$ 564,109,583.10
Total state funds remaining as of December 31, 2021*:	\$ 264,500,942.61
Emergency Rental Assistance paid during January:	\$ 31,895,514.41
Rental Assistance	\$ 29,494,695.80
Utility Assistance	\$ 2,061,908.53
Other Expenses Related to Housing	\$ 338,910.08
Housing Stability Services paid during January:	\$ 120,267.21
County administrative costs paid during January:	\$ 1,455,759.62
Personnel	\$ 742,896.82
Operating	\$ 346,237.59
Purchased Services	\$ 366,625.21
Total amount paid during January:	\$ 33,471,541.24
Total amount of funds remaining (YTD):	\$ 231,029,401.37
Total amount obligated during January:	\$ 2,870,491.71
Total amount of funds remaining after obligations:	\$ 228,158,909.66

\* With this report, DHS modified funds remaining by only counting funds paid and not including the obligated amount. In previous reports, the amount obligated was deducted from the allocation and in some counties was later counted again as paid resulting in overstating the amount expended in the program



TABLE 1: ERAP1 APPLICATIONS AND DISPOSITIONS AS REPORTED BY COUNTIES  
 JANUARY 31, 2022

County	Applications Received	Applications Approved	Applications Denied	Applications Pending
Adams	106	88	8	35
Allegheny	2,006	2,350	0	1,599
Armstrong	180	140	60	177
Beaver	411	311	8	484
Bedford	65	37	11	44
Berks	80	80	0	0
Blair	343	236	7	1,952
Bradford	117	91	6	121
Bucks	254	254	0	20
Butler	238	268	0	280
Cambria	168	41	284	772
Cameron	0	0	0	3
Carbon	0	0	0	12
Centre	320	219	53	178
Chester	435	79	57	739
Clarion	66	27	25	249
Clearfield	119	68	51	0
Clinton	93	54	24	211
Columbia	185	140	25	93
Crawford	0	0	0	31
Cumberland	0	0	0	235
Dauphin	267	91	17	1,714
Delaware	2	2	0	0
Elk	0	0	0	13
Erie	0	0	0	1,175
Fayette	265	129	9	1,382
Forest	3	0	0	5
Franklin	281	251	16	45
Fulton	26	11	4	12
Greene	96	53	5	84
Huntingdon	85	53	20	193
Indiana	84	54	140	166
Jefferson	99	65	13	131
Juniata	17	8	7	7
Lackawanna	0	0	0	774
Lancaster	4,563	1,620	28	2,915

TABLE 1: ERAP1 APPLICATIONS AND DISPOSITIONS AS REPORTED BY COUNTIES  
 JANUARY 31, 2022

County	Applications Received	Applications Approved	Applications Denied	Applications Pending
Lawrence	101	31	14	277
Lebanon	116	102	14	0
Lehigh	0	165	0	167
Luzerne	484	519	21	1,816
Lycoming	250	121	47	860
McKean	89	39	30	20
Mercer	0	0	0	86
Mifflin	97	54	28	39
Monroe	0	0	0	0
Montgomery	760	707	94	917
Montour	34	16	2	93
Northampton	213	213	0	187
Northumberland	280	110	24	1,237
Perry	14	13	1	0
Philadelphia	2,244	1	537	67,844
Pike	71	48	9	28
Potter	15	11	3	12
Schuylkill	198	176	12	142
Snyder	45	16	9	87
Somerset	152	64	17	327
Sullivan	3	3	1	0
Susquehanna	50	35	9	73
Tioga	35	48	20	78
Union	54	40	9	58
Venango	80	50	40	28
Warren	48	49	16	37
Washington	516	473	27	89
Wayne	38	16	10	47
Westmoreland	291	132	52	257
Wyoming	7	12	3	52
York	2,872	784	0	2,282
<b>State Total</b>	<b>20,131</b>	<b>10,868</b>	<b>1,927</b>	<b>92,991</b>

\*Shaded counties did not report any data.

TABLE 2: ERAP1 ALLOCATIONS AND EXPENDED FUNDS AS REPORTED BY COUNTIES  
JANUARY 31, 2022

County	Amount of Direct Federal Allocation Received	DHS Allocation	DHS funds Expended January 1 - 31	DHS funds Remaining YTD	DHS funds Obligated as of January 31	DHS Allocation after Obligations
Adams	\$0	\$6,774,933.20	\$298,140.44	\$2,779,852.61	\$0.00	\$2,779,852.61
Allegheny	\$36,234,405.90	\$43,745,242.84	\$4,979,600.86	\$39,605.40	\$0.00	\$39,605.40
Armstrong	\$0	\$4,257,640.60	\$395,485.34	\$1,241,908.08	\$0.00	\$1,241,908.08
Beaver	\$0	\$10,781,660.09	\$1,121,109.71	\$2,694,629.16	\$98,535.81	\$2,596,093.35
Bedford	\$0	\$3,149,608.30	\$94,057.56	\$2,203,602.46	\$0.00	\$2,203,602.46
Berks	\$12,549,393.60	\$15,150,690.51	\$986,993.41	\$279,758.13	\$0.00	\$279,758.13
Blair	\$0	\$8,012,730.31	\$510,916.06	\$3,709,665.14	\$355,588.92	\$3,354,076.22
Bradford	\$0	\$3,967,462.02	\$300,079.73	\$1,994,297.07	\$0.00	\$1,994,297.07
Bucks	\$18,720,516.20	\$22,600,992.39	\$1,235,531.76	\$15,526,515.16	\$0.00	\$15,526,515.16
Butler	\$0	\$12,355,148.83	\$350,799.84	\$8,063,175.08	\$0.00	\$8,063,175.08
Cambria	\$0	\$8,562,767.36	\$240,761.14	\$6,703,724.97	\$0.00	\$6,703,724.97
Cameron	\$0	\$292,480.54	\$0.00	\$0.00	\$0.00	\$0.00
Carbon	\$0	\$4,221,269.62	\$398,222.57	\$1,718,210.27	\$126,938.29	\$1,591,271.98
Centre	\$0	\$10,680,110.74	\$887,152.54	\$4,023,470.78	\$0.00	\$4,023,470.78
Chester	\$15,643,059.70	\$18,885,626.18	\$456,160.67	\$17,763,015.72	\$0.00	\$17,763,015.72
Clarion	\$0	\$2,528,078.93	\$105,649.79	\$878,717.07	\$7,363.66	\$871,353.41
Clearfield	\$0	\$5,212,625.41	\$363,234.30	\$536,768.75	\$0.00	\$536,768.75
Clinton	\$0	\$2,540,838.37	\$199,320.02	\$908,854.71	\$507,860.00	\$400,994.71
Columbia	\$0	\$4,272,702.00	\$576,059.19	\$873,449.54	\$0.00	\$873,449.54
Crawford	\$0	\$5,566,075.02	\$218,600.53	\$117,069.59	\$58,624.29	\$58,445.30
Cumberland	\$7,549,647.80	\$9,114,574.00	\$0.00	\$8,266,509.91	\$0.00	\$8,266,509.91
Dauphin	\$8,292,455.40	\$10,011,354.30	\$537,700.11	\$2,920,841.87	\$352,373.78	\$2,568,468.09
Delaware	\$16,887,319.80	\$20,387,802.41	\$20,480.06	\$3,603,209.72	\$0.00	\$3,603,209.72
Elk	\$0	\$1,967,189.78	\$0.00	\$984,197.13	\$0.00	\$984,197.13
Erie	\$8,037,065.90	\$9,703,026.53	\$0.00	\$21,667.88	\$0.00	\$21,667.88

TABLE 2: ERAP1 ALLOCATIONS AND EXPENDED FUNDS AS REPORTED BY COUNTIES  
 JANUARY 31, 2022

County	Amount of Direct Federal Allocation Received	DHS Allocation	DHS funds Expended January 1 - 31	DHS funds Remaining YTD	DHS funds Obligated as of January 31	DHS Allocation after Obligations
Fayette	\$0	\$8,502,390.22	\$397,516.90	\$5,080,076.38	\$423,411.34	\$4,656,665.04
Forest	\$0	\$476,637.39	\$14.45	\$431,152.00	\$0.00	\$431,152.00
Franklin	\$0	\$10,196,172.84	\$824,925.99	\$1,816,453.69	\$0.00	\$1,816,453.69
Fulton	\$0	\$955,642.51	\$28,660.36	\$403,540.53	\$0.00	\$403,540.53
Greene	\$0	\$2,383,055.41	\$68,854.22	\$1,637,218.35	\$60,432.58	\$1,576,785.77
Huntingdon	\$0	\$2,969,134.58	\$167,202.71	\$1,805,619.31	\$0.00	\$1,805,619.31
Indiana	\$0	\$5,529,506.73	\$120,907.32	\$4,518,778.74	\$53,142.94	\$4,465,635.80
Jefferson	\$0	\$2,856,075.43	\$208,773.25	\$1,581,652.55	\$0.00	\$1,581,652.55
Juniata	\$0	\$1,628,670.03	\$35,984.88	\$1,405,359.40	\$6,098.33	\$1,399,261.07
Lackawanna	\$6,247,641.20	\$7,542,681.42	\$0.00	\$2,387,506.95	\$0.00	\$2,387,506.95
Lancaster	\$16,260,899.00	\$19,631,534.12	\$2,759,332.12	\$16,872,202.00	\$49,840.02	\$16,822,361.98
Lawrence	\$0	\$5,624,150.19	\$71,739.57	\$2,997,844.88	\$49,693.50	\$2,948,151.38
Lebanon	\$0	\$9,325,768.65	\$443,375.65	\$5,179,105.91	\$0.00	\$5,179,105.91
Lehigh	\$11,004,542.00	\$13,285,614.96	\$1,095,080.00	\$5,797,605.15	\$0.00	\$5,797,605.15
Luzerne	\$9,458,051.60	\$11,418,560.83	\$1,596,159.57	\$6,187,720.78	\$0.00	\$6,187,720.78
Lycoming	\$0	\$7,451,709.62	\$628,047.94	\$848,907.36	\$17,533.59	\$831,373.77
McKean	\$0	\$2,671,918.58	\$69,340.87	\$1,435,353.41	\$7,803.15	\$1,427,550.26
Mercer	\$0	\$7,196,849.69	\$0.00	\$3,612,169.87	\$0.00	\$3,612,169.87
Mifflin	\$0	\$3,034,510.26	\$179,178.33	\$1,875,340.99	\$10,930.10	\$1,864,410.89
Monroe	\$0	\$11,198,775.35	\$0.00	\$0.00	\$0.00	\$0.00
Montgomery	\$24,758,714.80	\$29,890,816.95	\$3,001,366.47	\$13,036,439.34	\$0.00	\$13,036,439.34
Montour	\$0	\$1,198,992.63	\$56,424.92	\$758,920.66	\$0.00	\$758,920.66
Northampton	\$9,096,555.30	\$10,982,131.81	\$1,547,057.53	\$4,744,296.88	\$0.00	\$4,744,296.88
Northumberland	\$0	\$5,974,771.68	\$427,596.73	\$1,212,635.33	\$0.00	\$1,212,635.33
Perry	\$0	\$3,043,323.48	\$23,219.32	\$2,342,163.66	\$0.00	\$2,342,163.66

TABLE 2: ERAP1 ALLOCATIONS AND EXPENDED FUNDS AS REPORTED BY COUNTIES  
JANUARY 31, 2022

County	Amount of Direct Federal Allocation Received	DHS Allocation	DHS funds Expended January 1 - 31	DHS funds Remaining YTD	DHS funds Obligated as of January 31	DHS Allocation after Obligations
Philadelphia	\$47,200,241.70	\$56,984,128.38	\$200,047.96	\$17,162,198.38	\$0.00	\$17,162,198.38
Pike	\$0	\$3,670,574.87	\$187,398.28	\$1,618,226.81	\$22,592.70	\$1,595,634.11
Potter	\$0	\$1,086,920.04	\$33,105.02	\$798,549.02	\$4,410.00	\$794,139.02
Schuylkill	\$0	\$9,297,224.34	\$627,640.86	\$2,929,101.30	\$0.00	\$2,929,101.30
Snyder	\$0	\$2,655,278.64	\$63,460.68	\$1,621,701.91	\$23,521.01	\$1,598,180.90
Somerset	\$0	\$4,830,631.48	\$207,135.48	\$2,564,970.89	\$0.00	\$2,564,970.89
Sullivan	\$0	\$398,962.66	\$9,231.32	\$320,485.03	\$0.00	\$320,485.03
Susquehanna	\$0	\$2,652,384.80	\$109,327.69	\$1,808,970.86	\$0.00	\$1,808,970.86
Tioga	\$0	\$2,669,682.39	\$157,004.57	\$2,002,461.67	\$13,888.81	\$1,988,572.86
Union	\$0	\$2,954,599.35	\$84,675.03	\$1,907,873.01	\$52,363.49	\$1,855,509.52
Venango	\$0	\$3,332,449.74	\$188,114.65	\$1,588,068.91	\$105,504.53	\$1,482,564.38
Warren	\$0	\$2,577,603.97	\$98,064.62	\$655,215.44	\$40,158.10	\$615,057.34
Washington	\$6,163,941.60	\$7,441,632.24	\$701,766.09	\$5,641,743.01	\$401,551.07	\$5,240,191.94
Wayne	\$0	\$3,378,028.56	\$63,483.47	\$2,719,975.90	\$20,331.70	\$2,699,644.20
Westmoreland	\$10,396,118.50	\$12,551,074.63	\$498,176.42	\$5,835,593.24	\$0.00	\$5,835,593.24
Wyoming	\$0	\$1,762,249.51	\$33,440.14	\$1,458,316.51	\$0.00	\$1,458,316.51
York	\$13,380,549.10	\$16,154,131.86	\$2,182,654.23	\$4,575,169.16	\$0.00	\$4,575,169.16
<b>State Total</b>	<b>\$277,881,119.10</b>	<b>\$564,109,583.10</b>	<b>\$ 33,471,541.24</b>	<b>\$231,029,401.37</b>	<b>\$ 2,870,491.71</b>	<b>\$228,158,909.66</b>

*\*Shaded counties did not report any DHS funds expended or obligated in the month of January 2022.*

TABLE 2: ERAP1 ALLOCATIONS AND EXPENDED FUNDS AS REPORTED BY COUNTIES  
 JANUARY 31, 2022

**ERAP2**

**APPLICATIONS: January 1 – January 31, 2022**

Number of applications pending at beginning of January:	21,760
Total number of households that applied for assistance:	7,363
Total number of households that received assistance:	3,224
Total number of households denied assistance:	738
Total number of applications pending at end of January:	25,161

**ERAP2**

**FISCAL: January 1 – January 31, 2022**

Total state funds allocated:	\$ 232,250,153.59
Total state funds remaining as of December 31, 2021*:	\$ 207,817,251.17
Emergency Rental Assistance paid during January:	\$ 10,561,212.07
Rental Assistance	\$ 9,268,278.91
Utility Assistance	\$ 1,013,884.97
Other Expenses Related to Housing	\$ 279,048.19
Housing Stability Services paid during January:	\$ 25,330.00
County administrative costs paid during January:	\$ 516,405.40
Personnel	\$ 248,934.67
Operating	\$ 100,233.95
Purchased Services	\$ 167,236.78
Total amount paid during January:	\$ 11,102,947.47
Total amount of funds remaining (YTD):	\$ 196,714,303.70
Total amount obligated during January:	\$ 9,367,292.99
Total amount of funds remaining after obligations:	\$ 187,347,010.71

\* With this report, DHS modified funds remaining by only counting funds paid and not including the obligated amount. In previous reports, the amount obligated was deducted from the allocation and in some counties was later counted again as paid resulting in overstating the amount expended in the program

<b>County</b>	<b>Applications Received</b>	<b>Applications Approved</b>	<b>Applications Denied</b>	<b>Applications Pending</b>
Adams	24	17	0	10
Allegheny	1,992	1,088	19	885
Armstrong	1	1	0	0
Beaver	0	0	0	0
Bedford	0	0	0	0
Berks	0	0	0	0
Blair	0	0	0	0
Bradford	53	47	0	39
Bucks	165	165	0	19
Butler	0	0	0	0
Cambria	0	0	0	0
Cameron	0	0	0	0
Carbon	0	0	0	0
Centre	8	8	0	0
Chester	36	36	0	0
Clarion	27	27	0	0
Clearfield	0	0	0	0
Clinton	3	0	0	3
Columbia	24	21	0	3
Crawford	0	0	0	0
Cumberland	0	0	0	0
Dauphin	0	0	0	0
Delaware	875	631	14	587
Elk	5	5	0	0
Erie	533	279	14	602
Fayette	20	20	0	0
Forest	0	0	0	0
Franklin	92	88	1	9
Fulton	0	0	0	0
Greene	0	0	0	0
Huntingdon	0	0	0	0
Indiana	21	3	4	16
Jefferson	7	8	0	0
Juniata	1	0	0	1

TABLE 3: ERAP2 APPLICATIONS AND DISPOSITIONS AS REPORTED BY COUNTIES  
 JANUARY 1-31, 2021

County	Applications Received	Applications Approved	Applications Denied	Applications Pending
Lackawanna	6	6	0	0
Lancaster	0	0	0	0
Lawrence	46	44	2	11
Lebanon	0	0	0	0
Lehigh	706	0	18	688
Luzerne	0	0	0	0
Lycoming	13	7	1	5
McKean	0	0	0	0
Mercer	0	0	0	0
Mifflin	5	2	1	4
Monroe	399	117	112	1,015
Montgomery	0	0	0	0
Montour	0	0	0	0
Northampton	0	0	0	0
Northumberland	0	0	0	0
Perry	21	11	10	0
Philadelphia	2,244	568	537	21,244
Pike	8	7	0	1
Potter	6	6	0	1
Schuylkill	0	0	0	0
Snyder	1	1	0	0
Somerset	6	6	0	0
Sullivan	0	0	0	0
Susquehanna	0	0	0	0
Tioga	0	0	0	0
Union	3	3	0	0
Venango	0	0	0	0
Warren	0	0	0	0
Washington	0	0	0	0
Wayne	12	2	5	18
Westmoreland	0	0	0	0
Wyoming	0	0	0	0
York	0	0	0	0
<b>State Total</b>	<b>7,363</b>	<b>3,224</b>	<b>738</b>	<b>25,161</b>

*\*Shaded counties did not report any data. Applications were reported as being received for Lehigh county, but no DHS allocated funds were expended by the county in the current month*



TABLE 4: ERAP2 ALLOCATIONS AND EXPENDED FUNDS AS REPORTED BY COUNTIES  
JANUARY 31, 2022

County	Amount of Direct Federal Allocation Received	TOTAL ERAP2 Funds	DHS funds Paid January 1 - 31	DHS funds Remaining YTD	DHS funds Obligated as of January 31	DHS Allocation after Obligations
Adams	\$0	\$2,147,169.60	\$45,253.53	\$2,056,655.15	\$0.00	\$2,056,655.15
Allegheny	\$28,670,589.50	\$11,447,122.69	\$1,245,536.61	\$10,201,586.08	\$4,340,000.00	\$5,861,586.08
Armstrong	\$0	\$1,349,367.76	\$2,724.41	\$1,342,726.03	\$0.00	\$1,342,726.03
Beaver	\$0	\$8,788,615.84	\$0.00	\$8,786,587.10	\$0.00	\$8,786,587.10
Bedford	\$0	\$998,200.71	\$0.00	\$998,200.71	\$0.00	\$998,200.71
Berks	\$9,929,747.80	\$11,807,375.17	\$0.00	\$11,807,375.17	\$0.00	\$11,807,375.17
Blair	\$0	\$2,539,462.82	\$0.00	\$2,539,462.82	\$0.00	\$2,539,462.82
Bradford	\$0	\$1,257,401.90	\$156,646.92	\$980,428.77	\$0.00	\$980,428.77
Bucks	\$14,812,668.30	\$7,170,897.51	\$765,975.76	\$4,810,269.01	\$0.00	\$4,810,269.01
Butler	\$0	\$3,915,699.11	\$0.00	\$3,915,699.11	\$0.00	\$3,915,699.11
Cambria	\$0	\$2,713,785.24	\$0.00	\$2,713,785.24	\$0.00	\$2,713,785.24
Cameron	\$0	\$92,695.42	\$0.00	\$81,422.34	\$0.00	\$81,422.34
Carbon	\$0	\$1,337,840.76	\$0.00	\$1,337,840.76	\$0.00	\$1,337,840.76
Centre	\$0	\$3,384,831.76	\$15,567.47	\$3,369,264.29	\$0.00	\$3,369,264.29
Chester	\$12,377,621.00	\$5,992,077.14	\$46,115.73	\$5,633,849.60	\$0.00	\$5,633,849.60
Clarion	\$0	\$801,220.33	\$72,705.68	\$635,524.78	\$20,165.27	\$615,359.51
Clearfield	\$0	\$1,652,029.69	\$0.00	\$1,652,029.69	\$0.00	\$1,652,029.69
Clinton	\$0	\$805,264.16	\$0.00	\$805,264.16	\$0.00	\$805,264.16
Columbia	\$0	\$1,354,141.15	\$41,618.73	\$1,295,686.70	\$0.00	\$1,295,686.70
Crawford	\$0	\$1,764,047.96	\$0.00	\$1,764,047.96	\$0.00	\$1,764,047.96
Cumberland	\$5,973,682.90	\$2,891,894.11	\$0.00	\$2,891,894.11	\$0.00	\$2,891,894.11
Dauphin	\$6,561,431.80	\$3,176,426.72	\$10,000.00	\$3,166,426.72	\$0.00	\$3,166,426.72
Delaware	\$13,362,145.80	\$17,022,482.09	\$3,176,592.83	\$13,224,178.30	\$3,108,759.00	\$10,115,419.30
Elk	\$0	\$623,458.56	\$6,983.87	\$597,139.83	\$0.00	\$597,139.83

TABLE 4: ERAP2 ALLOCATIONS AND EXPENDED FUNDS AS REPORTED BY COUNTIES  
 JANUARY 31, 2022

County	Amount of Direct Federal Allocation Received	TOTAL ERAP2 Funds	DHS funds Paid January 1 - 31	DHS funds Remaining YTD	DHS funds Obligated as of January 31	DHS Allocation after Obligations
Erie	\$6,359,354.10	\$8,101,392.79	\$1,198,645.43	\$5,331,041.61	\$0.00	\$5,331,041.61
Fayette	\$0	\$2,694,650.01	\$32,950.50	\$2,650,144.63	\$64,830.94	\$2,585,313.69
Forest	\$0	\$151,059.99	\$0.00	\$151,059.99	\$0.00	\$151,059.99
Franklin	\$0	\$3,231,458.04	\$65,523.59	\$3,088,386.86	\$0.00	\$3,088,386.86
Fulton	\$0	\$302,870.38	\$0.00	\$302,870.38	\$0.00	\$302,870.38
Greene	\$0	\$755,258.24	\$0.00	\$755,258.24	\$0.00	\$755,258.24
Huntingdon	\$0	\$941,003.45	\$0.00	\$941,003.45	\$0.00	\$941,003.45
Indiana	\$0	\$1,752,458.42	\$4,164.78	\$1,745,706.44	\$4,048.73	\$1,741,657.71
Jefferson	\$0	\$905,171.77	\$23,093.45	\$877,965.64	\$0.00	\$877,965.64
Juniata	\$0	\$516,171.99	\$1,042.00	\$515,129.99	\$0.00	\$515,129.99
Lackawanna	\$4,943,466.10	\$6,297,645.84	\$23,825.35	\$6,224,625.55	\$0.00	\$6,224,625.55
Lancaster	\$12,866,488.30	\$6,228,740.63	\$0.00	\$6,228,740.63	\$0.00	\$6,228,740.63
Lawrence	\$0	\$1,782,453.64	\$96,850.32	\$1,500,836.08	\$62,913.37	\$1,437,922.71
Lebanon	\$0	\$2,955,602.12	\$0.00	\$2,955,602.12	\$0.00	\$2,955,602.12
Lehigh	\$8,707,379.10	\$3,476,539.47	\$0.00	\$3,476,539.47	\$0.00	\$3,476,539.47
Luzerne	\$7,483,713.60	\$3,622,908.58	\$0.00	\$3,622,908.58	\$0.00	\$3,622,908.58
Lycoming	\$0	\$2,361,659.35	\$18,330.32	\$2,341,629.03	\$17,847.69	\$2,323,781.34
McKean	\$0	\$846,807.22	\$0.00	\$846,807.22	\$0.00	\$846,807.22
Mercer	\$0	\$2,280,886.97	\$0.00	\$2,280,886.97	\$0.00	\$2,280,886.97
Mifflin	\$0	\$961,722.87	\$10,345.56	\$951,377.31	\$0.00	\$951,377.31
Monroe	\$0	\$3,549,211.37	\$734,988.55	\$2,379,843.04	\$0.00	\$2,379,843.04
Montgomery	\$19,590,412.30	\$7,821,738.45	\$0.00	\$7,821,738.45	\$0.00	\$7,821,738.45
Montour	\$0	\$379,994.97	\$0.00	\$379,994.97	\$0.00	\$379,994.97
Northampton	\$7,197,678.50	\$3,484,437.32	\$0.00	\$2,669,443.85	\$0.00	\$2,669,443.85

TABLE 4: ERAP2 ALLOCATIONS AND EXPENDED FUNDS AS REPORTED BY COUNTIES  
 JANUARY 31, 2022

County	Amount of Direct Federal Allocation Received	TOTAL ERAP2 Funds	DHS funds Paid January 1 - 31	DHS funds Remaining YTD	DHS funds Obligated as of January 31	DHS Allocation after Obligations
Northumberland	\$0	\$1,893,575.59	\$0.00	\$1,893,575.59	\$0.00	\$1,893,575.59
Perry	\$0	\$964,516.03	\$28,493.96	\$904,350.81	\$0.00	\$904,350.81
Philadelphia	\$37,347,342.20	\$44,409,393.80	\$3,121,170.19	\$22,974,819.42	\$1,716,819.41	\$21,258,000.01
Pike	\$0	\$1,163,309.88	\$35,025.82	\$1,128,284.06	\$900.47	\$1,127,383.59
Potter	\$0	\$344,475.97	\$13,548.75	\$291,646.25	\$2,250.00	\$289,396.25
Schuylkill	\$0	\$2,946,555.61	\$0.00	\$2,946,555.61	\$0.00	\$2,946,555.61
Snyder	\$0	\$841,533.56	\$2,796.56	\$838,737.00	\$0.00	\$838,737.00
Somerset	\$0	\$1,530,964.92	\$7,570.09	\$1,512,266.84	\$0.00	\$1,512,266.84
Sullivan	\$0	\$126,442.64	\$0.00	\$126,442.64	\$0.00	\$126,442.64
Susquehanna	\$0	\$840,616.41	\$0.00	\$840,616.41	\$0.00	\$840,616.41
Tioga	\$0	\$846,098.51	\$0.00	\$846,098.51	\$0.00	\$846,098.51
Union	\$0	\$936,396.82	\$3,321.84	\$933,074.98	\$2,741.41	\$930,333.57
Venango	\$0	\$1,056,148.39	\$0.00	\$1,056,148.39	\$0.00	\$1,056,148.39
Warren	\$0	\$816,916.23	\$0.00	\$816,916.23	\$0.00	\$816,916.23
Washington	\$4,877,238.50	\$2,361,099.07	\$0.00	\$2,361,099.07	\$0.00	\$2,361,099.07
Wayne	\$0	\$1,070,593.62	\$95,538.87	\$930,622.50	\$26,016.70	\$904,605.80
Westmoreland	\$8,225,962.00	\$3,982,235.31	\$0.00	\$3,982,235.31	\$0.00	\$3,982,235.31
Wyoming	\$0	\$558,507.15	\$0.00	\$558,507.15	\$0.00	\$558,507.15
York	\$10,587,402.30	\$5,125,422.00	\$0.00	\$5,125,422.00	\$0.00	\$5,125,422.00
<b>State Total</b>	<b>\$ 219,874,324.10</b>	<b>\$ 232,250,153.59</b>	<b>\$11,102,947.47</b>	<b>\$196,714,303.70</b>	<b>\$9,367,292.99</b>	<b>\$187,347,010.71</b>

\*Shaded counties did not report any DHS funds expended or obligated in the month of January 2022.

## **ERAP Program Summary**

The following tables provide a look at the application totals and expenditures for both ERAP1 and ERAP2 for the month of January 2022. These totals may be adjusted as information is updated from the counties; however, it is being provided to show the total monthly numbers across both programs.

**APPLICATIONS: January 1 – January 31, 2022**

Number of applications pending at beginning of January:	107,415
Total number of households that applied for assistance:	27,494
Total number of households that received assistance:	14,092
Total number of households denied assistance:	2,665
Total number of applications pending at end of January:	118,152

**FISCAL: January 1 – January 31, 2022**

Total state funds allocated:	\$ 796,359,736.69
Total state funds remaining as of December 31, 2021*:	\$ 472,318,193.78
Emergency Rental Assistance paid during January:	\$ 42,456,726.48
Rental Assistance	\$ 38,762,974.71
Utility Assistance	\$ 3,075,793.50
Other Expenses Related to Housing	\$ 617,958.27
Housing Stability Services paid during January:	\$ 145,597.21
County administrative costs paid during January:	\$ 1,972,165.02
Personnel	\$ 991,831.49
Operating	\$ 446,471.54
Purchased Services	\$ 533,861.99
Total amount paid during January:	\$ 44,574,488.71
Total amount of funds remaining (YTD):	\$ 427,743,705.07
Total amount obligated during January:	\$ 12,237,784.70
Total amount of funds remaining after obligations:	\$ 415,505,920.37

*\* With this report, DHS modified funds remaining by only counting funds paid and not including the obligated amount. In previous reports, the amount obligated was deducted from the allocation and in some counties was later counted again as paid resulting in overstating the amount expended in the program*

TABLE 5: COMBINED ERAP1 AND ERAP2 APPLICATIONS AND DISPOSITIONS AS REPORTED BY COUNTIES  
 JANUARY 31, 2022

County	Applications Received	Applications Approved	Applications Denied	Applications Pending
Adams	130	105	8	45
Allegheny	3,998	3,438	19	2,484
Armstrong	181	141	60	177
Beaver	411	311	8	484
Bedford	65	37	11	44
Berks	80	80	0	0
Blair	343	236	7	1,952
Bradford	170	138	6	160
Bucks	419	419	0	39
Butler	238	268	0	280
Cambria	168	41	284	772
Cameron	0	0	0	3
Carbon	0	0	0	12
Centre	328	227	53	178
Chester	471	115	57	739
Clarion	93	54	25	249
Clearfield	119	68	51	0
Clinton	96	54	24	214
Columbia	209	161	25	96
Crawford	0	0	0	31
Cumberland	0	0	0	235
Dauphin	267	91	17	1,714
Delaware	877	633	14	587
Elk	5	5	0	13
Erie	533	279	14	1,777
Fayette	285	149	9	1,382
Forest	3	0	0	5
Franklin	373	339	17	54
Fulton	26	11	4	12
Greene	96	53	5	84
Huntingdon	85	53	20	193
Indiana	105	57	144	182
Jefferson	106	73	13	131
Juniata	18	8	7	8
Lackawanna	6	6	0	774
Lancaster	4,563	1,620	28	2,915
Lawrence	147	75	16	288
Lebanon	116	102	14	0

TABLE 5: COMBINED ERAP1 AND ERAP2 APPLICATIONS AND DISPOSITIONS AS REPORTED BY COUNTIES  
 JANUARY 31, 2022

County	Applications Received	Applications Approved	Applications Denied	Applications Pending
Lehigh	706	165	18	855
Luzerne	484	519	21	1,816
Lycoming	263	128	48	865
McKean	89	39	30	20
Mercer	0	0	0	86
Mifflin	102	56	29	43
Monroe	399	117	112	1,015
Montgomery	760	707	94	917
Montour	34	16	2	93
Northampton	213	213	0	187
Northumberland	280	110	24	1,237
Perry	35	24	11	0
Philadelphia	4,488	569	1,074	89,088
Pike	79	55	9	29
Potter	21	17	3	13
Schuylkill	198	176	12	142
Snyder	46	17	9	87
Somerset	158	70	17	327
Sullivan	3	3	1	0
Susquehanna	50	35	9	73
Tioga	35	48	20	78
Union	57	43	9	58
Venango	80	50	40	28
Warren	48	49	16	37
Washington	516	473	27	89
Wayne	50	18	15	65
Westmoreland	291	132	52	257
Wyoming	7	12	3	52
York	2,872	784	0	2,282
<b>State Total</b>	<b>27,494</b>	<b>14,092</b>	<b>2,665</b>	<b>118,152</b>

TABLE 6: COMBINED ERAP1 and ERAP2 ALLOCATIONS AND EXPENDED FUNDS  
AS REPORTED BY COUNTIES — JANUARY 31, 2022

County	TOTAL ERAP Direct Federal Allocation	DHS Allocation ERAP1 & ERAP2	DHS ERAP1 & 2 funds Paid January 1 - 31	DHS funds Remaining YTD	DHS funds Obligated as of January 31	DHS Allocation after Obligations
Adams	\$0	\$8,922,102.80	\$343,393.97	\$4,836,507.76	\$0.00	\$4,836,507.76
Allegheny	\$64,904,995.40	\$55,192,365.53	\$6,225,137.47	\$10,241,191.48	\$4,340,000.00	\$5,901,191.48
Armstrong	\$0	\$5,607,008.36	\$398,209.75	\$2,584,634.11	\$0.00	\$2,584,634.11
Beaver	\$0	\$19,570,275.93	\$1,121,109.71	\$11,481,216.26	\$98,535.81	\$11,382,680.45
Bedford	\$0	\$4,147,809.01	\$94,057.56	\$3,201,803.17	\$0.00	\$3,201,803.17
Berks	\$22,479,141.40	\$26,958,065.68	\$986,993.41	\$12,087,133.30	\$0.00	\$12,087,133.30
Blair	\$0	\$10,552,193.13	\$510,916.06	\$6,249,127.96	\$355,588.92	\$5,893,539.04
Bradford	\$0	\$5,224,863.92	\$456,726.65	\$2,974,725.84	\$0.00	\$2,974,725.84
Bucks	\$33,533,184.50	\$29,771,889.90	\$2,001,507.52	\$20,336,784.17	\$0.00	\$20,336,784.17
Butler	\$0	\$16,270,847.94	\$350,799.84	\$11,978,874.19	\$0.00	\$11,978,874.19
Cambria	\$0	\$11,276,552.60	\$240,761.14	\$9,417,510.21	\$0.00	\$9,417,510.21
Cameron	\$0	\$385,175.96	\$0.00	\$81,422.34	\$0.00	\$81,422.34
Carbon	\$0	\$5,559,110.38	\$398,222.57	\$3,056,051.03	\$126,938.29	\$2,929,112.74
Centre	\$0	\$14,064,942.50	\$902,720.01	\$7,392,735.07	\$0.00	\$7,392,735.07
Chester	\$28,020,680.70	\$24,877,703.32	\$502,276.40	\$23,396,865.32	\$0.00	\$23,396,865.32
Clarion	\$0	\$3,329,299.26	\$178,355.47	\$1,514,241.85	\$27,528.93	\$1,486,712.92
Clearfield	\$0	\$6,864,655.10	\$363,234.30	\$2,188,798.44	\$0.00	\$2,188,798.44
Clinton	\$0	\$3,346,102.53	\$199,320.02	\$1,714,118.87	\$507,860.00	\$1,206,258.87
Columbia	\$0	\$5,626,843.15	\$617,677.92	\$2,169,136.24	\$0.00	\$2,169,136.24
Crawford	\$0	\$7,330,122.98	\$218,600.53	\$1,881,117.55	\$58,624.29	\$1,822,493.26
Cumberland	\$13,523,330.70	\$12,006,468.11	\$0.00	\$11,158,404.02	\$0.00	\$11,158,404.02
Dauphin	\$14,853,887.20	\$13,187,781.02	\$547,700.11	\$6,087,268.59	\$352,373.78	\$5,734,894.81
Delaware	\$30,249,465.60	\$37,410,284.50	\$3,197,072.89	\$16,827,388.02	\$3,108,759.00	\$13,718,629.02
Elk	\$0	\$2,590,648.34	\$6,983.87	\$1,581,336.96	\$0.00	\$1,581,336.96
Erie	\$14,396,420.00	\$17,804,419.32	\$1,198,645.43	\$5,352,709.49	\$0.00	\$5,352,709.49
Fayette	\$0	\$11,197,040.23	\$430,467.40	\$7,730,221.01	\$488,242.28	\$7,241,978.73
Forest	\$0	\$627,697.38	\$14.45	\$582,211.99	\$0.00	\$582,211.99
Franklin	\$0	\$13,427,630.88	\$890,449.58	\$4,904,840.55	\$0.00	\$4,904,840.55



TABLE 6: COMBINED ERAP1 and ERAP2 ALLOCATIONS AND EXPENDED FUNDS  
AS REPORTED BY COUNTIES — JANUARY 31, 2022

County	TOTAL ERAP Direct Federal Allocation	DHS Allocation ERAP1 & ERAP2	DHS ERAP1 & 2 funds Paid January 1 - 31	DHS funds Remaining YTD	DHS funds Obligated as of January 31	DHS Allocation after Obligations
Fulton	\$0	\$1,258,512.89	\$28,660.36	\$706,410.91	\$0.00	\$706,410.91
Greene	\$0	\$3,138,313.65	\$68,854.22	\$2,392,476.59	\$60,432.58	\$2,332,044.01
Huntingdon	\$0	\$3,910,138.03	\$167,202.71	\$2,746,622.76	\$0.00	\$2,746,622.76
Indiana	\$0	\$7,281,965.15	\$125,072.10	\$6,264,485.18	\$57,191.67	\$6,207,293.51
Jefferson	\$0	\$3,761,247.20	\$231,866.70	\$2,459,618.19	\$0.00	\$2,459,618.19
Juniata	\$0	\$2,144,842.02	\$37,026.88	\$1,920,489.39	\$6,098.33	\$1,914,391.06
Lackawanna	\$11,191,107.30	\$13,840,327.26	\$23,825.35	\$8,612,132.50	\$0.00	\$8,612,132.50
Lancaster	\$29,127,387.30	\$25,860,274.75	\$2,759,332.12	\$23,100,942.63	\$49,840.02	\$23,051,102.61
Lawrence	\$0	\$7,406,603.83	\$168,589.89	\$4,498,680.96	\$112,606.87	\$4,386,074.09
Lebanon	\$0	\$12,281,370.77	\$443,375.65	\$8,134,708.03	\$0.00	\$8,134,708.03
Lehigh	\$19,711,921.10	\$16,762,154.43	\$1,095,080.00	\$9,274,144.62	\$0.00	\$9,274,144.62
Luzerne	\$16,941,765.20	\$15,041,469.41	\$1,596,159.57	\$9,810,629.36	\$0.00	\$9,810,629.36
Lycoming	\$0	\$9,813,368.97	\$646,378.26	\$3,190,536.39	\$35,381.28	\$3,155,155.11
McKean	\$0	\$3,518,725.80	\$69,340.87	\$2,282,160.63	\$7,803.15	\$2,274,357.48
Mercer	\$0	\$9,477,736.66	\$0.00	\$5,893,056.84	\$0.00	\$5,893,056.84
Mifflin	\$0	\$3,996,233.13	\$189,523.89	\$2,826,718.30	\$10,930.10	\$2,815,788.20
Monroe	\$0	\$14,747,986.72	\$734,988.55	\$2,379,843.04	\$0.00	\$2,379,843.04
Montgomery	\$44,349,127.10	\$37,712,555.40	\$3,001,366.47	\$20,858,177.79	\$0.00	\$20,858,177.79
Montour	\$0	\$1,578,987.60	\$56,424.92	\$1,138,915.63	\$0.00	\$1,138,915.63
Northampton	\$16,294,233.80	\$14,466,569.13	\$1,547,057.53	\$7,413,740.73	\$0.00	\$7,413,740.73
Northumberland	\$0	\$7,868,347.27	\$427,596.73	\$3,106,210.92	\$0.00	\$3,106,210.92
Perry	\$0	\$4,007,839.51	\$51,713.28	\$3,246,514.47	\$0.00	\$3,246,514.47
Philadelphia	\$84,547,583.90	\$101,393,522.18	\$3,321,218.15	\$40,137,017.80	\$1,716,819.41	\$38,420,198.39
Pike	\$0	\$4,833,884.75	\$222,424.10	\$2,746,510.87	\$23,493.17	\$2,723,017.70
Potter	\$0	\$1,431,396.01	\$46,653.77	\$1,090,195.27	\$6,660.00	\$1,083,535.27
Schuylkill	\$0	\$12,243,779.95	\$627,640.86	\$5,875,656.91	\$0.00	\$5,875,656.91
Snyder	\$0	\$3,496,812.20	\$66,257.24	\$2,460,438.91	\$23,521.01	\$2,436,917.90
Somerset	\$0	\$6,361,596.40	\$214,705.57	\$4,077,237.73	\$0.00	\$4,077,237.73

TABLE 6: COMBINED ERAP1 and ERAP2 ALLOCATIONS AND EXPENDED FUNDS  
AS REPORTED BY COUNTIES — JANUARY 31, 2022

County	TOTAL ERAP Direct Federal Allocation	DHS Allocation ERAP1 & ERAP2	DHS ERAP1 & 2 funds Paid January 1 - 31	DHS funds Remaining YTD	DHS funds Obligated as of January 31	DHS Allocation after Obligations
Sullivan	\$0	\$525,405.30	\$9,231.32	\$446,927.67	\$0.00	\$446,927.67
Susquehanna	\$0	\$3,493,001.21	\$109,327.69	\$2,649,587.27	\$0.00	\$2,649,587.27
Tioga	\$0	\$3,515,780.90	\$157,004.57	\$2,848,560.18	\$13,888.81	\$2,834,671.37
Union	\$0	\$3,890,996.17	\$87,996.87	\$2,840,947.99	\$55,104.90	\$2,785,843.09
Venango	\$0	\$4,388,598.13	\$188,114.65	\$2,644,217.30	\$105,504.53	\$2,538,712.77
Warren	\$0	\$3,394,520.20	\$98,064.62	\$1,472,131.67	\$40,158.10	\$1,431,973.57
Washington	\$11,041,180.10	\$9,802,731.31	\$701,766.09	\$8,002,842.08	\$401,551.07	\$7,601,291.01
Wayne	\$0	\$4,448,622.18	\$159,022.34	\$3,650,598.40	\$46,348.40	\$3,604,250.00
Westmoreland	\$18,622,080.50	\$16,533,309.94	\$498,176.42	\$9,817,828.55	\$0.00	\$9,817,828.55
Wyoming	\$0	\$2,320,756.66	\$33,440.14	\$2,016,823.66	\$0.00	\$2,016,823.66
York	\$23,967,951.40	\$21,279,553.86	\$2,182,654.23	\$9,700,591.16	\$0.00	\$9,700,591.16
<b>State Total</b>	<b>\$497,755,443.20</b>	<b>\$796,359,736.69</b>	<b>\$44,574,488.71</b>	<b>\$427,743,705.07</b>	\$12,237,784.70	\$415,505,920.37