



pennsylvania
DEPARTMENT OF HUMAN SERVICES

CHILD PROTECTIVE SERVICES

2 0 2 1 | A N N U A L | R E P O R T

Table of Contents

| | |
|-----------|--|
| 3 | INTRODUCTION |
| 3 | LEGISLATIVE AND POLICY UPDATES |
| 5 | STATEWIDE CHILD ABUSE |
| 9 | CHILD ABUSE REPORTS BY INVESTIGATING AGENCY |
| 10 | SUBSTANTIATED CHILD ABUSE REPORTS |
| 12 | CHILD ABUSE FATALITY AND NEAR FATALITY REVIEW AND ANALYSIS |
| 16 | OCYF REGIONAL OFFICE INVESTIGATIONS |
| 20 | CHILD ABUSE IN CHILD CARE SETTINGS |
| 22 | CHILD CARE DEVELOPMENT FUND REPORTING |
| 23 | RACE/ETHNICITY METRICS |
| 24 | HEARINGS AND APPEALS |
| 25 | CLEARANCES FOR EMPLOYEES AND VOLUNTEERS |
| 27 | FEDERAL BUREAU OF INVESTIGATION RECORDS REQUESTS |
| 28 | STATEWIDE GENERAL PROTECTIVE SERVICES |
| 31 | VALID GENERAL PROTECTIVE SERVICE REPORTS BY COUNTY |
| 32 | CHILDLINE |
| 33 | FUNDING AND EXPENDITURES FOR CHILD WELFARE SERVICES |
| 34 | SAFE HAVEN OF PENNSYLVANIA |
| 35 | FEDERAL CHILD ABUSE PREVENTION AND TREATMENT ACT |
| 37 | COUNTIES BY THE NUMBERS |

County-by-county analysis

| | | | |
|------------|------------|------------|----------------|
| 38 | ADAMS | 106 | LACKAWANNA |
| 40 | ALLEGHENY | 108 | LANCASTER |
| 42 | ARMSTRONG | 110 | LAWRENCE |
| 44 | BEAVER | 112 | LEBANON |
| 46 | BEDFORD | 114 | LEHIGH |
| 48 | BERKS | 116 | LUZERNE |
| 50 | BLAIR | 118 | LYCOMING |
| 52 | BRADFORD | 120 | MCKEAN |
| 54 | BUCKS | 122 | MERCER |
| 56 | BUTLER | 124 | MIFFLIN |
| 58 | CAMBRIA | 126 | MONROE |
| 60 | CAMERON | 128 | MONTGOMERY |
| 62 | CARBON | 130 | MONTOUR |
| 64 | CENTRE | 132 | NORTHAMPTON |
| 66 | CHESTER | 134 | NORTHUMBERLAND |
| 68 | CLARION | 136 | PERRY |
| 70 | CLEARFIELD | 138 | PHILADELPHIA |
| 72 | CLINTON | 140 | PIKE |
| 74 | COLUMBIA | 142 | POTTER |
| 76 | CRAWFORD | 144 | SCHUYLKILL |
| 78 | CUMBERLAND | 146 | SNYDER |
| 80 | DAUPHIN | 148 | SOMERSET |
| 82 | DELAWARE | 150 | SULLIVAN |
| 84 | ELK | 152 | SUSQUEHANNA |
| 86 | ERIE | 154 | TIOGA |
| 88 | FAYETTE | 156 | UNION |
| 90 | FOREST | 158 | VENANGO |
| 92 | FRANKLIN | 160 | WARREN |
| 94 | FULTON | 162 | WASHINGTON |
| 96 | GREENE | 164 | WAYNE |
| 98 | HUNTINGDON | 166 | WESTMORELAND |
| 100 | INDIANA | 168 | WYOMING |
| 102 | JEFFERSON | 170 | YORK |
| 104 | JUNIATA | | |

INTRODUCTION

PENNSYLVANIA'S CHILD PROTECTIVE SERVICES LAW (CPSL)

requires the Department of Human Services (DHS) to prepare and transmit to the governor and General Assembly a yearly report on the operations of ChildLine and protective services provided by the county children and youth agencies (CCYA). Data in annual reports prior to 2016 were based on the year the status determination was received at ChildLine. Annual reports are accessible through the Keep Kids Safe website (www.KeepKidsSafe.pa.gov).

DHS presents the completed 2021 Annual Child Protective Services Report. This report focuses on presenting statewide data on child abuse in Pennsylvania, as well as providing county and region-specific information.

It is important to note that the data contained in this report is based on child abuse referrals and general protective services referrals received between January 1, 2021 and December 31, 2021.

The Keep Kids Safe website serves as the hub for information and resources impacting child protection for both professionals and the general public. This website includes information related to mandatory reporting, training on child abuse recognition, child abuse clearances and reporting, information related to clearances, the Safe Haven program, fatality and near fatality reports, and prior years' annual child abuse reports.

ONLINE CONTENT

<https://www.dhs.pa.gov/docs/Publications/Pages/Child-Abuse-Reports.aspx>

This report is available for download at the above link.

DATA EXTRACTION

All child abuse and general protective services data presented in this report was extracted on 3/21/2022 unless otherwise noted.

LEGISLATIVE AND POLICY UPDATES

ACT 18 of 2020

As a result of the COVID-19 pandemic, Governor Tom Wolf signed Act 18 of 2020 on May 8, 2020 amending the Child Protective Services Law (CPSL; Title 23 Pa.C.S., Chapter 63). This Act (now expired) allowed for individuals who are required to get their FBI Criminal History Background Checks as found in Section 6344 of the CPSL, additional time to meet this requirement. The reason the Applicant was unable to obtain the FBI Criminal History Background Check had to be a COVID-19 pandemic-related reason. Individuals had until December 31, 2020 to obtain a copy of their fingerprint-based background check at an approved location.

Please note: The fingerprinting requirement for new school employees as governed by the Pennsylvania Public School Code did not change.

OCYF BULLETIN 3490-20-08

STATEWIDE GENERAL PROTECTIVE SERVICES (GPS) REFERRALS

Bulletin 3490-20-08 was issued on September 11, 2020 and went into effect on October 03, 2020, adding requirements which impact data provided in this report on General Protective Services (GPS) Referrals. The purpose of the bulletin is to establish and transmit requirements related to a statewide policy regarding referrals that may be designated as GPS reports, response times for GPS report assessments, and screen out protocols. While the bulletin primarily impacts County Children and Youth Agencies, the following clarifications within the bulletin also impacts the Office of

CONTINUES ON PAGE 4

CONTINUED FROM PAGE 3

Children, Youth, and Families' (OCYF) Child Welfare Information System (CWIS) and ChildLine, and therefore also impacts the Annual Child Protective Services Report:

- Adjustments were made to the GPS Subcategories and their respective definitions;
- Changes were made to the acceptable GPS report screen out reasons which could be submitted to the State CWIS by the County Children and Youth Agencies;
- A new referral type of 'Courtesy Visit/Home Study' was added to the system. This referral type is applied to reports which did not contain specific child welfare concerns, but instead addressed the need for a Courtesy Visit or Home Study. These reports were previously captured by ChildLine as GPS referrals, in light of there not being a more appropriate referral type available in the system; and
- Prior to the effective date of the bulletin, ChildLine had been capturing referrals that did not allege concerns meeting the GPS threshold defined in the bulletin (and also did not contain allegations appropriately classified as any other referral type) as GPS reports. This bulletin allows ChildLine to classify a referral as an 'Information Only' referral when a report contains no allegations meeting the GPS threshold, when there is also no reported risk or potential risk to the safety of a child, and when the information reported does not indicate the family may need assistance in obtaining services due to general well-being concerns. A new subcategory of 'Information Only' referrals, entitled 'No allegation(s) meeting GPS thresholds' was added to the system to distinguish these Information Only type referrals, and changes were made to allow ChildLine to transmit these referrals to the County Children and Youth Agencies.

While minor changes to the GPS portion of the 2020 Annual Child Protective Services Report were observable, OCYF had noted that the impacts of this bulletin would be fully realized in the 2021 Annual Child Protective Services Report (the first full calendar year following implementation). Changes impacted by the bulletin will be footnoted as such in that section.

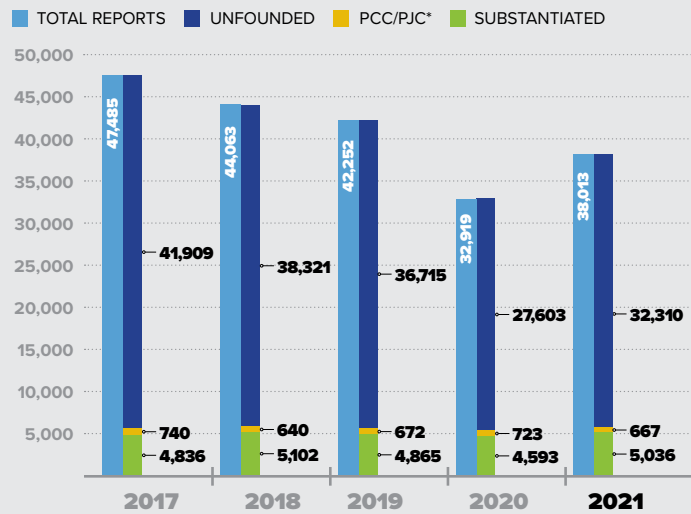


STATEWIDE CHILD ABUSE

STATE POPULATION • 12,794,885 // POPULATION UNDER 18 • 2,649,582

NOTE: U.S. Census Bureau, 2016-2020 American Community Survey 5-Year Estimates, extracted 03/17/22.

2021 REPORTS OF CHILD ABUSE

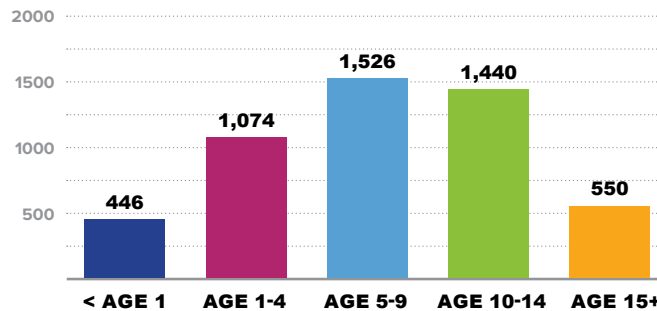


EXECUTIVE SUMMARY

- There were a total of 38,013 reports of suspected child abuse received in 2021, as opposed to 32,919 reports received in 2020. This increase was anticipated, largely due to the decline of reports observed in 2020. That decline was attributed to the COVID-19 pandemic, and the reduced contact between children and mandated reporters during that time.
- The percent of reports of suspected child abuse that were substantiated decreased from 14% in 2020 to 13.2% in 2021.
- Statewide substantiated reports of child abuse increased from 1.7 per thousand children in 2020 to 1.9 per thousand children in 2021.
- Sexual abuse remains the leading category of substantiated abuse, followed by physical abuse.
- Parents continue to be the persons most responsible for abuse of their children.

VICTIM AGE

SUBSTANTIATED REPORTS



TOTAL REPORTS

PER 1,000 CHILDREN

14.3 IN 2021
12.4 IN 2020

SUBSTANTIATED REPORTS

PER 1,000 CHILDREN

1.9 IN 2021
1.7 IN 2020

BY SEX OF VICTIM

3,261 FEMALE
1,775 MALE

2021 FATALITIES

58

2021 NEAR FATALITIES

136

NOTE: Total and Substantiated Reports for 2017 were extracted on 3/23/18. Data for 2018 was extracted on 3/23/19. Data for 2019 was extracted on 3/23/20. Data for 2020 was extracted on 03/22/21. Data for 2021 was extracted 03/21/22. Outcomes are reported by the CCYA or OCYF Regional Office at the conclusion of the investigation and are subject to change based on appeal or court outcome.

*PCC/PJC : Pending Criminal Court/Pending Juvenile Court.

CHILD PROTECTIVE SERVICES

reports are those that allege a child might have been a victim of child abuse. Reports alleging that a child under 18 years of age may have been abused are accepted for investigation when reported prior to the victim's 20th birthday.

These reports are made by mandated and permissive reporters. Mandated reporters are adults who work or volunteer with children and youth and are required to report suspected child abuse if they have reasonable cause to suspect that child abuse has occurred under any of the following circumstances:

- The mandated reporter comes into contact with the child in the course of employment, occupation and practice of a profession, or through a regularly scheduled program, activity or service;
- The mandated reporter is directly responsible for the care, supervision, guidance or training of the child, or is affiliated with an agency, institution, organization, school, regularly established church or religious organization, or other entity that is directly responsible for the care, supervision, guidance, or training of the child;

CONTINUES ON PAGE 6





2021 CHILD ABUSE REPORTS INVESTIGATED

WITHIN 30 AND 60 DAYS

15,944

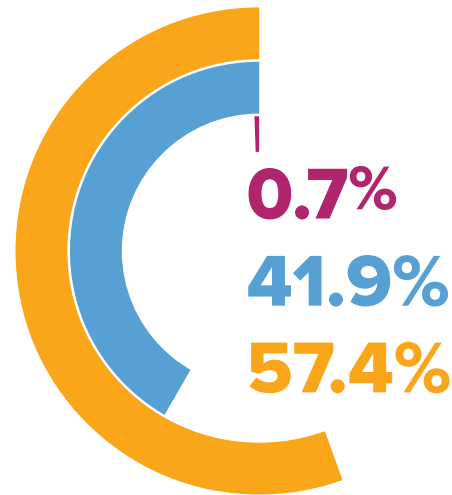
INVESTIGATIONS
WITHIN 0-30 DAYS

21,815

INVESTIGATIONS
WITHIN 31-60 DAYS

254

INVESTIGATIONS
OVER 60 DAYS



CONTINUED FROM PAGE 5

- A person makes a specific disclosure to the mandated reporter that an identifiable child is the victim of child abuse; or
- An individual 14 years of age or older makes a specific disclosure to the mandated reporter that the individual has committed child abuse.

Visit www.KeepKidsSafe.pa.gov for a complete list of mandated reporters and assistance on how to make a report.

Persons who are not mandated to report are considered permissive reporters. Permissive reporters may make a referral of suspected child abuse by calling ChildLine. Anyone who has reasonable cause to suspect child abuse is encouraged to make a report.

INVESTIGATIONS

Upon receipt of a report of suspected child abuse, the CCYA immediately begins an investigation and ensures safety of the child and any other children living in the home. The CCYA is required to see the child within the following time frames:

- Immediately, if:
 - › Emergency protective custody is required, has been or will be taken; or
 - › It cannot be determined from the report whether emergency protective custody is needed.
- Within 24 hours, if the CCYA has assured the immediate safety of the child, i.e. the child will have no contact with the alleged perpetrator.

The CCYA investigates reports of suspected child abuse when the alleged perpetrator meets the definition under the CPSL. Suspected child abuse can be caused by the alleged perpetrator by acts either he or she committed (commission) or by failing to prevent abuse (omission). The CPSL defines perpetrators of commission as:

- A parent of the child;
- A spouse or former spouse of the child's parent;
- A paramour or former paramour of the child's parent;
- A person 14 years of age or older and responsible for the child's welfare or having direct contact with children as an employee of child care services, a school or through a program, activity or service;
- An individual 14 years of age or older who resides in the same home as the child;
- An individual 18 years of age or older who does not reside in the same home as the child, but is related within the third degree of consanguinity or affinity by birth or adoption to the child; or
- An individual 18 years of age or older who engages a child in severe forms of trafficking in persons or sex trafficking, as those terms are defined

under Section 103 of the Trafficking Victims Protection Act of 2000 (114 Stat. 1466, 22 U.S.C. § 7102).

The following individuals may be considered a perpetrator for failing to act:

- A parent of the child;
- A spouse or former spouse of the child's parent;
- A paramour or former paramour of the child's parent;
- A person 18 years of age or older and responsible for the child's welfare; or
- A person 18 years of age or older who resides in the same home as the child.

Relationships of perpetrators described in this report further define how the perpetrator was connected to the child. Reports may have more than one allegation of abuse by a perpetrator against a child victim. Because some children are victims of more than one type of abuse, the chart [[pg. 11](#)] illustrating the types of allegations will be a greater number than the number of children who were victims of child abuse.

If the alleged perpetrator does not fit the CPSL definition, the report is referred to law enforcement officials for investigation. Reports are also referred to law enforcement officials for a joint

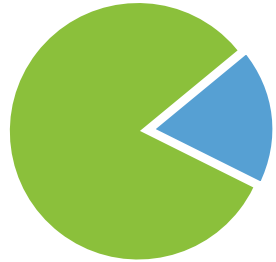
CONTINUES ON PAGE 7





STATEWIDE CHILD PROTECTIVE SERVICES

SOURCES OF CHILD ABUSE REPORTS



39,198

TOTAL REPORTERS

31,963

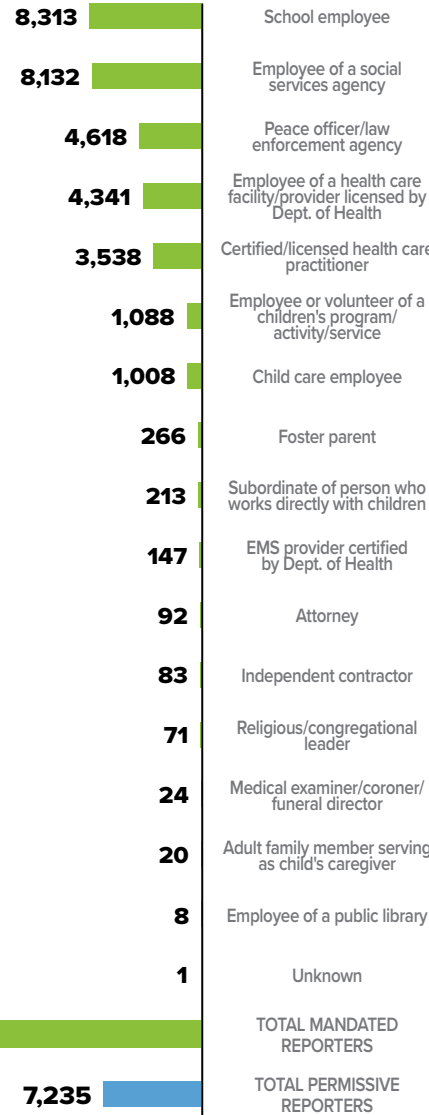
MANDATED REPORTERS

7,235

PERMISSIVE REPORTERS

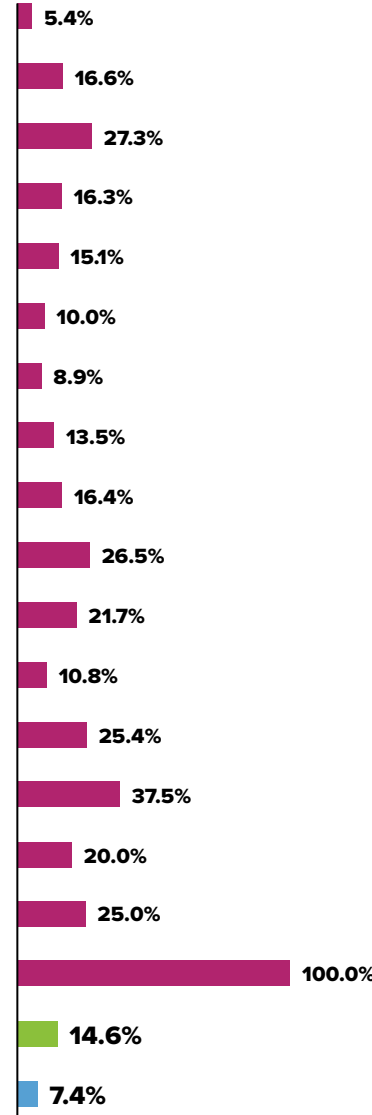
BREAKDOWN

TOTAL MANDATED REPORTERS BY REPORTER TYPE



BREAKDOWN

PERCENT OF REPORTS SUBSTANTIATED BY REPORTER TYPE



CONTINUED FROM PAGE 6

multidisciplinary team investigation with the CCYA and a health care professional when there are child abuse allegations that also include certain criminal offenses such as aggravated assault, kidnapping, sexual abuse, sex trafficking, or serious bodily injury by any perpetrator.

A child abuse investigation must determine within 30 days whether the report is:

- **FOUNDED** – there is court action including:
 - › A judicial adjudication that the child was abused;
 - › Acceptance into an accelerated rehabilitative disposition program;
 - › Consent decree entered in a juvenile proceeding; or
 - › Granting of a final protection from abuse order.
- **INDICATED** – CCYA or OCYF Regional Office staff find substantial evidence that abuse has occurred based on medical evidence, the child protective service investigation, or an admission by the perpetrator;
- **UNFOUNDED** – the alleged abuse did not meet the definition or criteria for abuse; or
- **PENDING** – status assigned to a report when the CCYA cannot complete the investigation within 60 calendar days because criminal or juvenile court action has been initiated.

NOTES: A report may have more than one reporter; therefore, the total number of reporters will be greater than the total number of reports. Mandated reporter types reported prior to 2018 were reported using different categories.

CONTINUES ON PAGE 8



The status of indicated reports is approved by the CCYA administrator and reviewed by the CCYA solicitor.

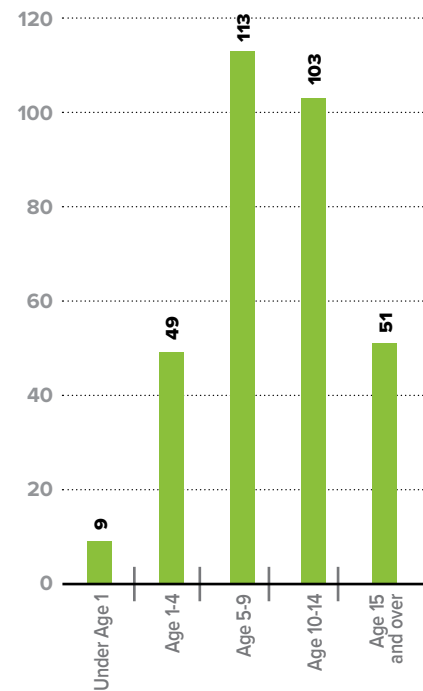
A CCYA may take up to 60 days to complete an investigation if there is a valid reason to not complete the investigation within 30 days, such as waiting on results from medical reports or other evaluations. The CCYA must document this reason in the case file.

Substantiated reports are kept on file at ChildLine until the victim's 23rd birthday. ChildLine keeps the adult perpetrator's information on file indefinitely if the name and date of birth or social security number of the perpetrator is known. Under certain circumstances, minor perpetrator's information is expunged. Unfounded reports are kept on file at ChildLine for one year from the date of the report. They must be expunged within 120 days following the one-year period. If the unfounded case is accepted for services, the report is maintained as part of the case record and is then kept on file for one year following closure of the case. The report is expunged within 120 days following the one-year period. CCYAs may maintain information regarding unfounded and substantiated reports that have been expunged in the Statewide database, for access by the county agency to assist in future risk and safety assessments and research, for an indefinite amount of time. Information that may be maintained by CCYAs regarding unfounded and substantiated reports that have been expunged in the Statewide

REPORTS OF REPEAT ABUSE SUSPECTED VS. SUBSTANTIATED



BREAKDOWN SUBSTANTIATED REPORTS OF REPEAT ABUSE BY AGE OF VICTIM



STATEWIDE CHILD PROTECTIVE SERVICES



database may not be released to the public, or used for research that may be provided to the public. In this report, “founded” and “indicated” reports of child abuse will be referred to as “substantiated” reports.

REPEAT ABUSE

ChildLine uses the statewide database to identify if a child victim on a new report has been previously identified as a victim in a substantiated report of abuse. Upon receipt of a report at ChildLine, a caseworker searches the statewide database to identify if any subject of the report — including the child’s parent, perpetrator, or the child themselves — was involved in a previous substantiated report or one that is under investigation. In addition, during the course of a current investigation, it is possible that other previously unreported incidents of child abuse are disclosed. For example, an investigation can reveal another incident of abuse that was never before disclosed by the child or the family for a number of reasons. These previously unreported incidents are registered with ChildLine and handled as separate reports. Both types of reports are reflected in the graphic depicting reports of repeat abuse.

DHS: OCYF REGIONAL OFFICES

DHS’s Office of Children, Youth and Families (OCYF) has regional offices in Philadelphia, Scranton, Harrisburg, and Pittsburgh. Regional office responsibilities include:

- Monitoring, licensing, and providing technical assistance to CCYAs, foster family care agencies, adoption agencies and residential and day treatment facilities;
- Investigating child abuse when the alleged perpetrator is a CCYA employee or one of its agents;
- Conducting comprehensive reviews of all child fatalities and near fatalities as a result of suspected child abuse that occur within the commonwealth;
- Monitoring CCYAs’ implementation and ongoing compliance with the CPSL;
- Ensuring regulatory compliance of agencies and facilities by investigating complaints and conducting annual inspections;
- Assisting CCYAs in the interpretation and implementation of new laws and regulations; and
- Reviewing and recommending approval of county needs-based plans and budget estimates.

When the suspected abuse has been committed by the CCYA or any of its agents or employees, the CPSL requires DHS to investigate reports of suspected child abuse due to conflict of interest. An agent of the CCYA is anyone who provides a children and youth social service for, or on behalf of, the CCYA. Agents might include resource parents, residential facility staff, and staff and volunteers at child care centers.



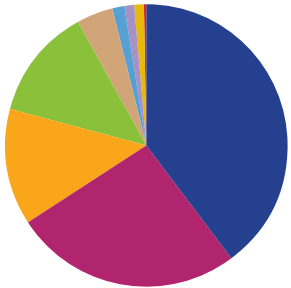


Note (applicable to Types of Allegations (far left) and Breakdown - Relationship of Perpetrator (far right)): A report can contain multiple allegation types; therefore, total allegations may exceed the number of reports.

TYPES OF ALLEGATIONS SUBSTANTIATED REPORTS

5,438

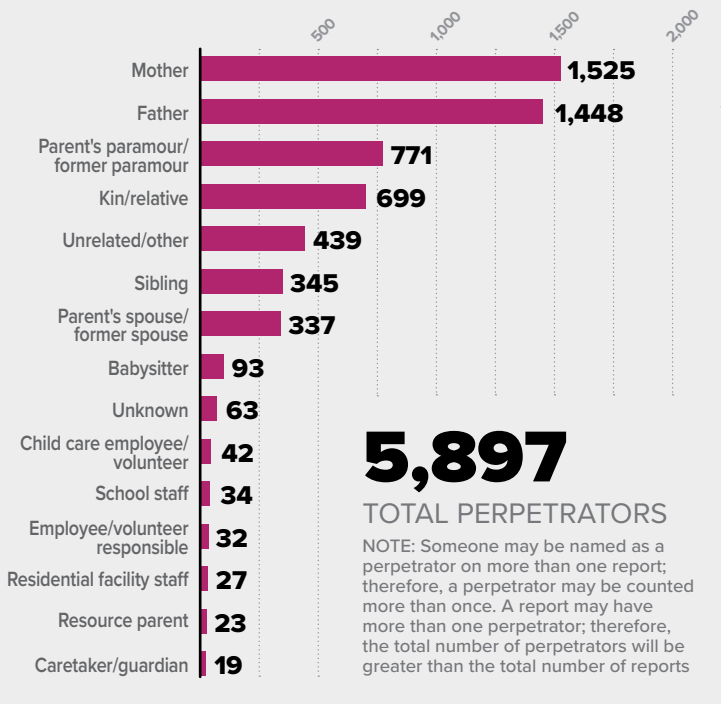
TOTAL ALLEGATIONS



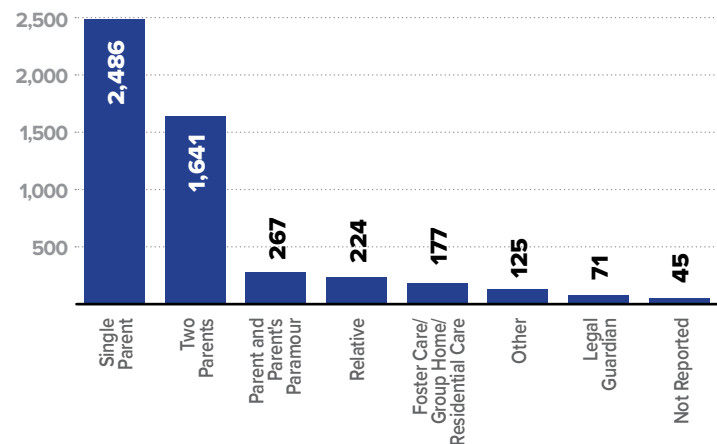
- **2,171** (39.9%)
Sexual abuse
- **1,418** (26.1%)
Physical abuse/bodily injury
- **720** (13.2%)
Reasonable likelihood of bodily injury
- **692** (12.7%)
Serious physical neglect
- **229** (4.2%)
Engaging in per se acts
- **84** (1.5%)
Likelihood of sexual abuse/exploitation
- **60** (1.1%)
Severe form of trafficking in persons or sex trafficking*
- **59** (1.1%)
Serious mental injury
- **5** (0.1%)
Munchausen Syndrome by proxy/medical abuse

*57 sex trafficking and 3 labor trafficking.

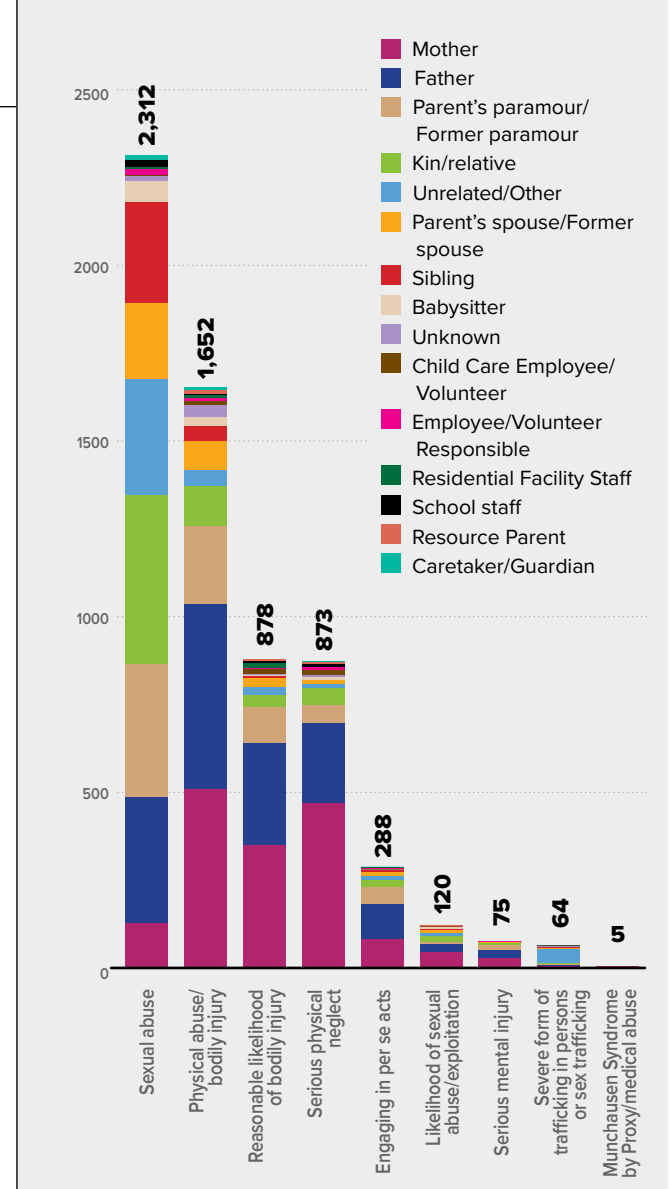
RELATIONSHIP OF PERPETRATOR SUBSTANTIATED REPORTS



VICTIMS' LIVING ARRANGEMENT AT TIME OF ABUSE SUBSTANTIATED REPORTS



BREAKDOWN RELATIONSHIP OF PERPETRATOR



DEFINITION: Per se act — The definition of child abuse also includes certain acts in which the act itself constitutes abuse without any resulting injury or condition.



CHILD ABUSE FATALITY AND NEAR FATALITY REVIEW AND ANALYSIS

THE FATALITY OR NEAR FATALITY OF A CHILD under suspicious circumstances impacts the wider community, with everyone left wondering what could have been done differently to prevent the incident from occurring. DHS is required to review circumstances surrounding cases where suspected child abuse might have occurred, which helps the community better understand what led to the fatality or near fatality, and to help initiate a discussion on how Pennsylvanians can help prevent future occurrences.

Act 33 became effective December 30, 2008 and requires that child fatalities and near fatalities where abuse is suspected be reviewed at the state and county levels. The review of child fatalities was not new to the field of child welfare, but rather codified and built upon the existing review process for fatalities to include the review of near fatalities. Act 44 of 2014 further addressed public disclosure provisions by permitting the investigating CCYA to release information to the public prior to the completion of its fatality or near fatality review team report. Act 33 of 2008 and Act 44 of 2014 increased child-serving systems' transparency and accountability related to child fatalities and near fatalities by granting public access to information related to each child fatality or near fatality when abuse is suspected.

Upon receipt of a report of suspected child abuse involving a fatality or near fatality, two types of reviews are immediately initiated:

- The first level of review occurs at the local level in accordance with an established protocol and involves the CCYA convening a team broadly representative of the community, consisting of at least six individuals who have expertise in the prevention and treatment of child abuse. County Child Abuse Fatality and Near Fatality Review Teams are required to review cases when it has been determined that abuse occurred, or when a final status determination has not been made within 30 calendar days from the date of the report to ChildLine.
- DHS is responsible for conducting the second level of review for all child fatalities and near fatalities when abuse is suspected, regardless of the status determination. This means that both substantiated and unfounded cases will be reviewed.

DHS has also convened a Statewide Child Fatality and Near Fatality Trend Analysis Team consisting of cross-system partners and external stakeholders. The team's purpose is to continuously analyze data and information gathered to determine the contributing factors and symptoms of abuse and to form recommendations for policy and practice changes at the state and local levels. The team will use the analyses to promote and support the implementation of effective prevention efforts in Pennsylvania that may prevent similar future occurrences. These reviews seek to identify areas that require systemic change in order to improve the delivery of services to children and families, and develop data-driven and research-informed recommendations, which will ultimately enhance the commonwealth's ability to protect children. In February 2019, the first Child Abuse Fatality and Near Fatality Trend Analysis Team report was released detailing the findings and recommendations for incidents reported in calendar years 2015 and 2016. The report is available at www.dhs.pa.gov/docs/OCYF/Pages/Fatality-Reports.aspx. The trend team will continue analyzing child abuse fatalities and near fatalities in subsequent years and release the findings and recommendations developed.



CHILD FATALITY AND NEAR FATALITY ANALYSIS

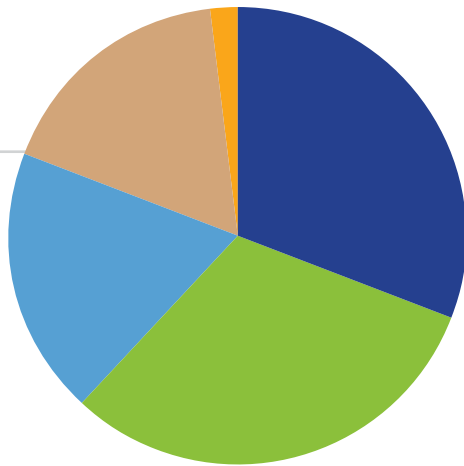
Upon completion of DHS's review, a final redacted report is posted at www.dhs.pa.gov/docs/OCYF/Pages/Fatality-Reports.aspx unless the district attorney certifies that the release of the report may compromise a pending criminal investigation or proceeding. After verification from the district attorney that there is no longer a certification barring the report's release, DHS's redacted report is posted to facilitate the release of information to the public.

SUBSTANTIATED FATALITIES

58

26
44.8%
FEMALE

32
55.2%
MALE



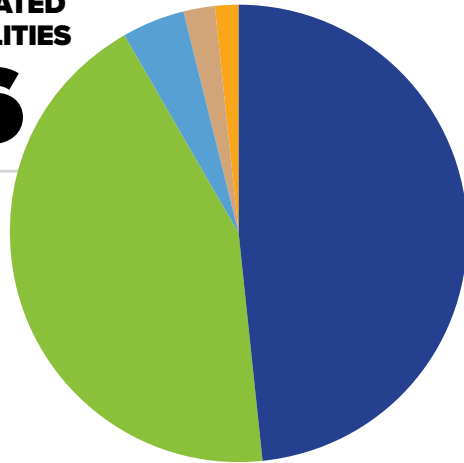
- 18** (31.0%) Under Age 1
- 18** (31.0%) Ages 1-4
- 11** (19.0%) Ages 5-9
- 10** (17.2%) Ages 10-14
- 1** (1.7%) Ages 15-17

SUBSTANTIATED NEAR FATALITIES

136

63
46.3%
FEMALE

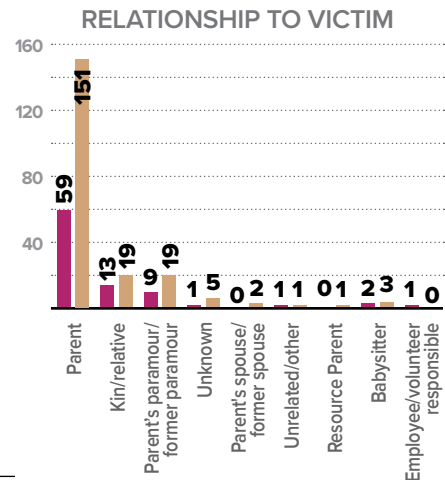
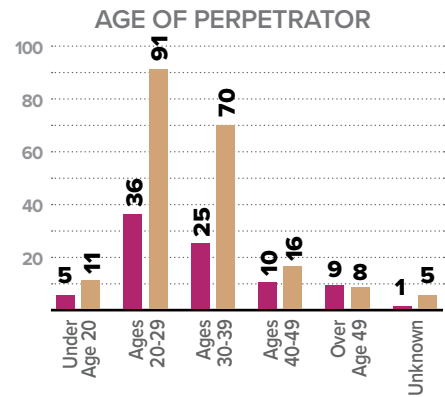
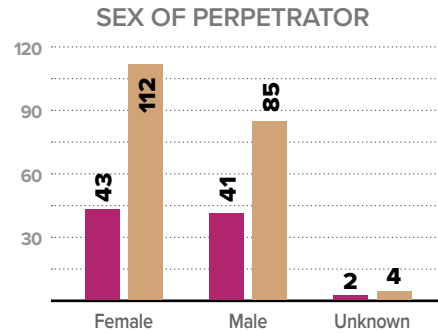
73
53.7%
MALE



- 66** (48.5%) Under Age 1
- 59** (43.4%) Ages 1-4
- 6** (4.4%) Ages 5-9
- 3** (2.2%) Ages 10-14
- 2** (1.5%) Ages 15-17

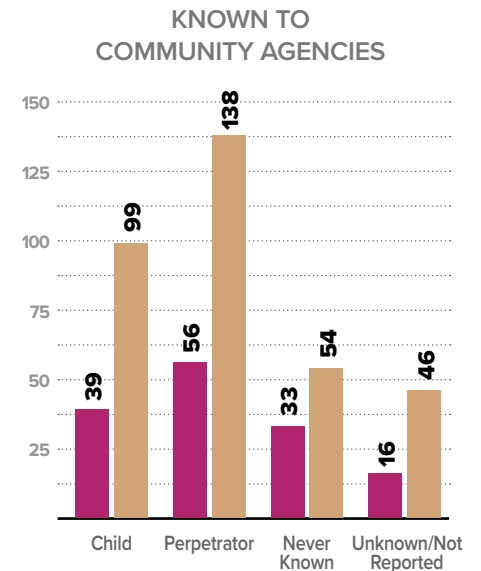
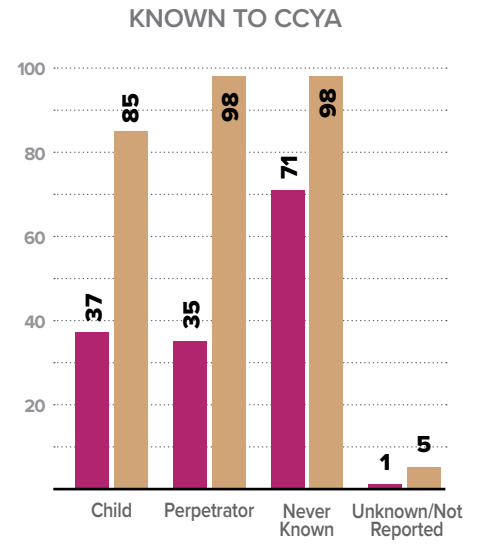
PERPETRATOR

FATALITIES NEAR FATALITIES



PREVIOUS INVOLVEMENT

PRIOR TO OR AT TIME OF INCIDENT



NOTE: Community agencies are defined broadly as any public or private agency providing services and/or care to the victim, parent, and/or perpetrator. Individuals reflected as having "Unknown/Not Reported" prior involvement will include substantiated unknown perpetrators who in previous years had been counted under "Never Known to Agency."

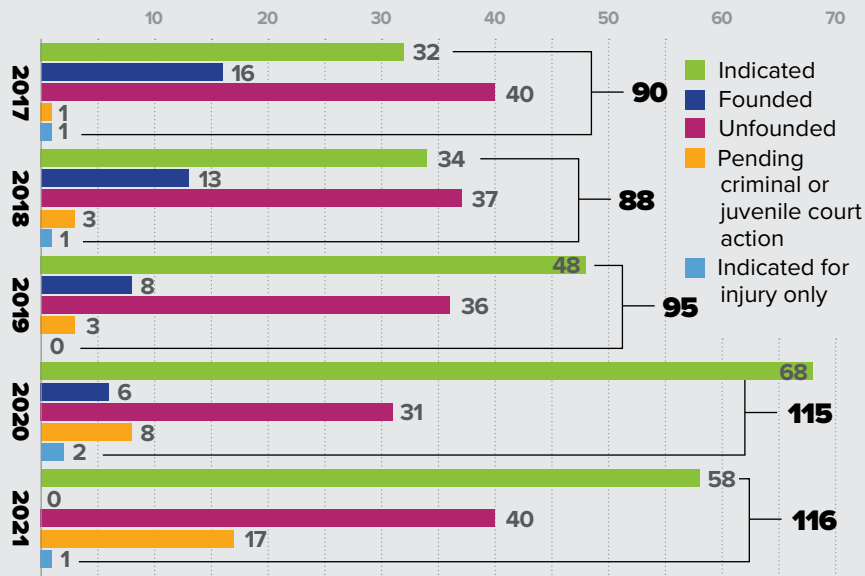
NOTE: A report may have more than one perpetrator; therefore, the total number of perpetrators will be greater than the total number of reports.



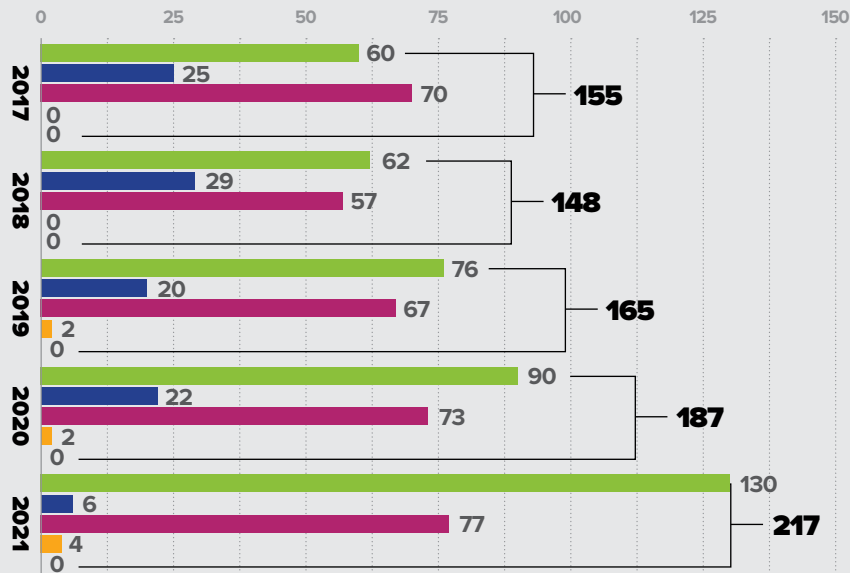
CHILD FATALITY AND NEAR FATALITY ANALYSIS



TOTAL CHILD FATALITY REPORTS // 5-YEAR ANALYSIS

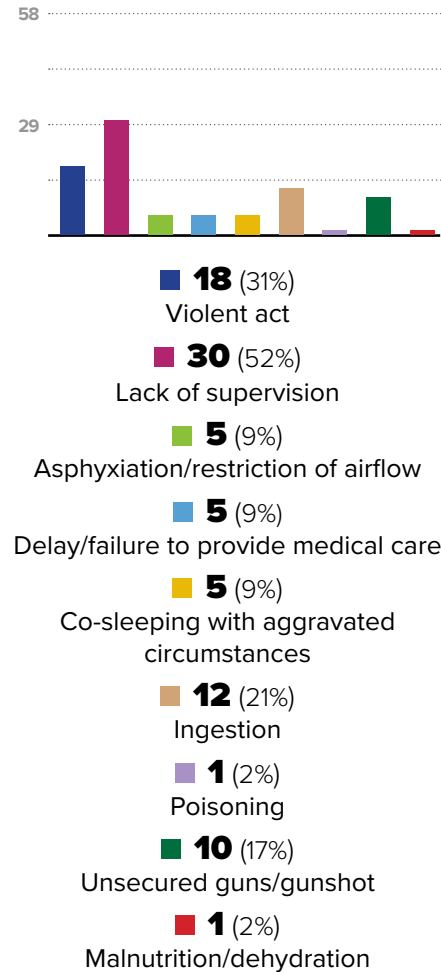


TOTAL NEAR FATALITY REPORTS // 5-YEAR ANALYSIS

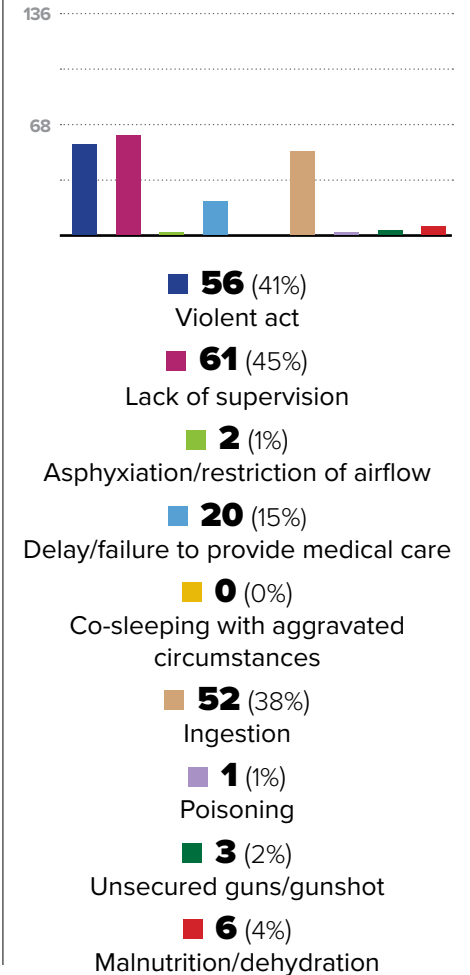


In 2021, there were two substantiated fatality reports for the same child. There were also two substantiated near fatality reports for two separate children (a total of four reports for two children). One of these near fatalities is in the process of being decertified.

SUBSTANTIATED CHILD ABUSE FATALITIES DETERMINED CAUSE



SUBSTANTIATED NEAR FATALITIES DETERMINED CAUSE



NOTE: A child abuse fatality or near fatality may have more than one determining cause; therefore, the number of determining causes will be greater than the total number of fatalities or near fatalities, and the percentage totals will be over 100%, as this is the percentage of total substantiated fatality and near fatality reports. This is a shift from previous years, at which time the percentage was based on the total number of determined causes.

Six (33%) of the Violent Act fatalities involved Abusive Head Trauma (AHT), while 33 (59%) of the Violent Act near-fatalities involved AHT. AHT is defined as an injury to the skull or intracranial contents of an infant or child less than five years of age, due to inflicted blunt impact and/or violent shaking.

Nine (69%) of fatalities and 38 (72%) of near fatalities with Ingestion or Poisoning as the determined cause involved opioids. In the 2020 Annual Report, it had been noted that five fatalities and 14 near fatalities with Ingestion or Poisoning as the determined cause involved opioids. Following a review of additional information, an additional five fatalities and sixteen near fatalities in the substantiated 2020 population were determined to have involved opioids, making the actual totals for 2020 ten fatalities and 30 near fatalities.



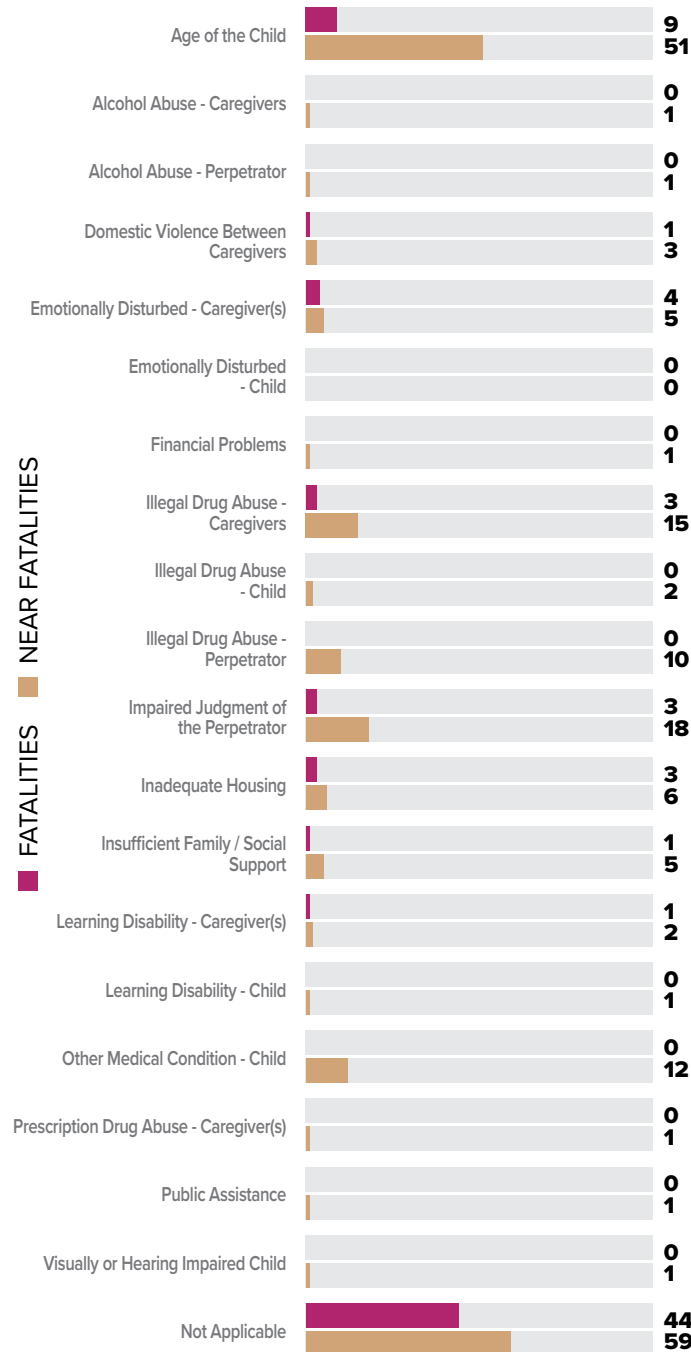
CHILD ABUSE FATALITY AND NEAR FATALITY REVIEW AND ANALYSIS

58
SUBSTANTIATED
FATALITIES

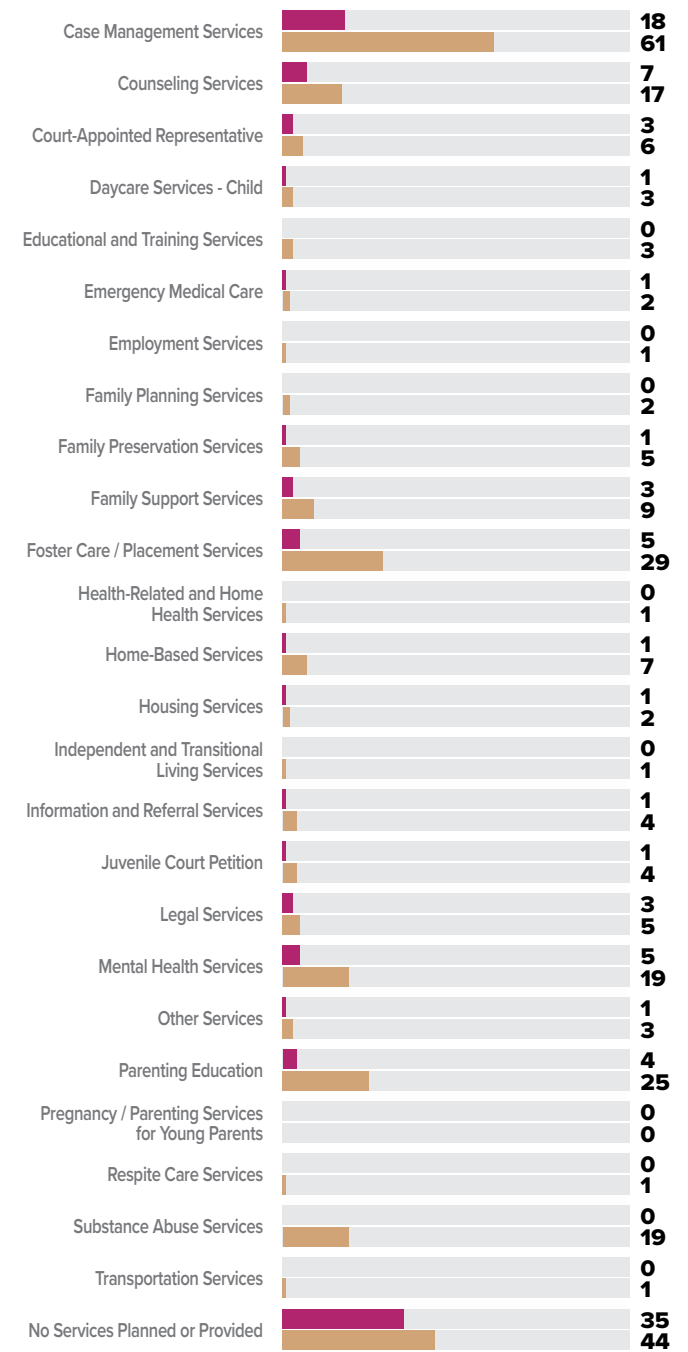
136
SUBSTANTIATED
NEAR FATALITIES

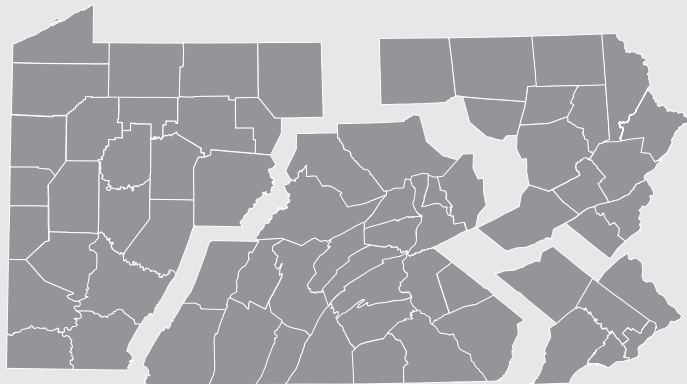
FATALITIES ■ NEAR FATALITIES ■

INVESTIGATIONS CONTRIBUTING FACTORS



INVESTIGATIONS SERVICES PLANNED OR PROVIDED TO FAMILY





REGIONAL OFFICE INVESTIGATIONS

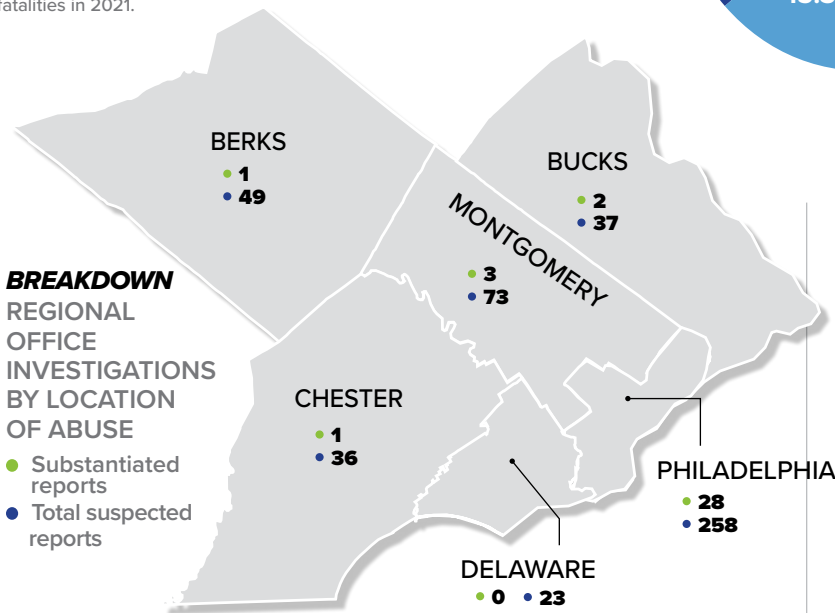
In 2021, OCYF Regional Office staff investigated 1,301 reports of suspected child abuse involving agents of a county agency, an increase of 5.3 percent from 2020 (1,236 reports). The overall OCYF Regional Office substantiation rate was 6.2 percent, a decrease from 2020, which was 7.2 percent.

SOUTHEAST REGION

476
TOTAL REPORTS

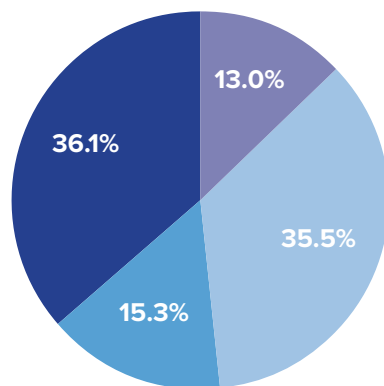
35
SUBSTANTIATED REPORTS

NOTE: The Southeast Regional Office was investigating agency for one fatality and three near fatalities in 2021.



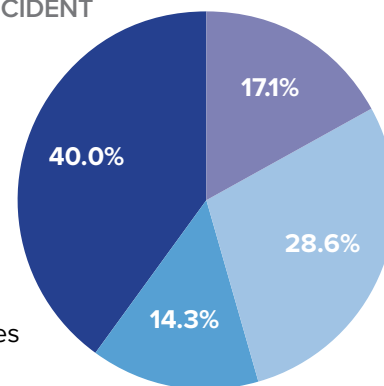
BREAKDOWN
REGIONAL OFFICE INVESTIGATIONS BY LOCATION OF ABUSE

- Substantiated reports
- Total suspected reports



TOTAL REPORTS BY SETTING OF INCIDENT

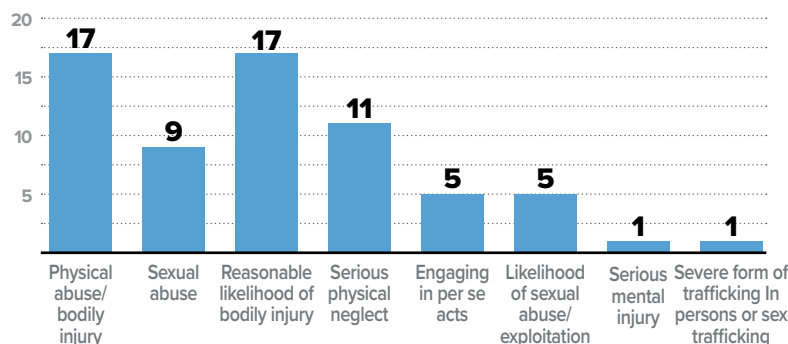
- **62** (13.0%) Adoption Services
- **169** (35.5%) Foster family care
- **73** (15.3%) Other child care services
- **172** (36.1%) Residential Services
- **0** (0.0%) Unknown



SUBSTANTIATED REPORTS

- **6** (17.1%) Adoption Services
- **10** (28.6%) Foster family care
- **5** (14.3%) Other child care services
- **14** (40.0%) Residential Services
- **0** (0.0%) Unknown

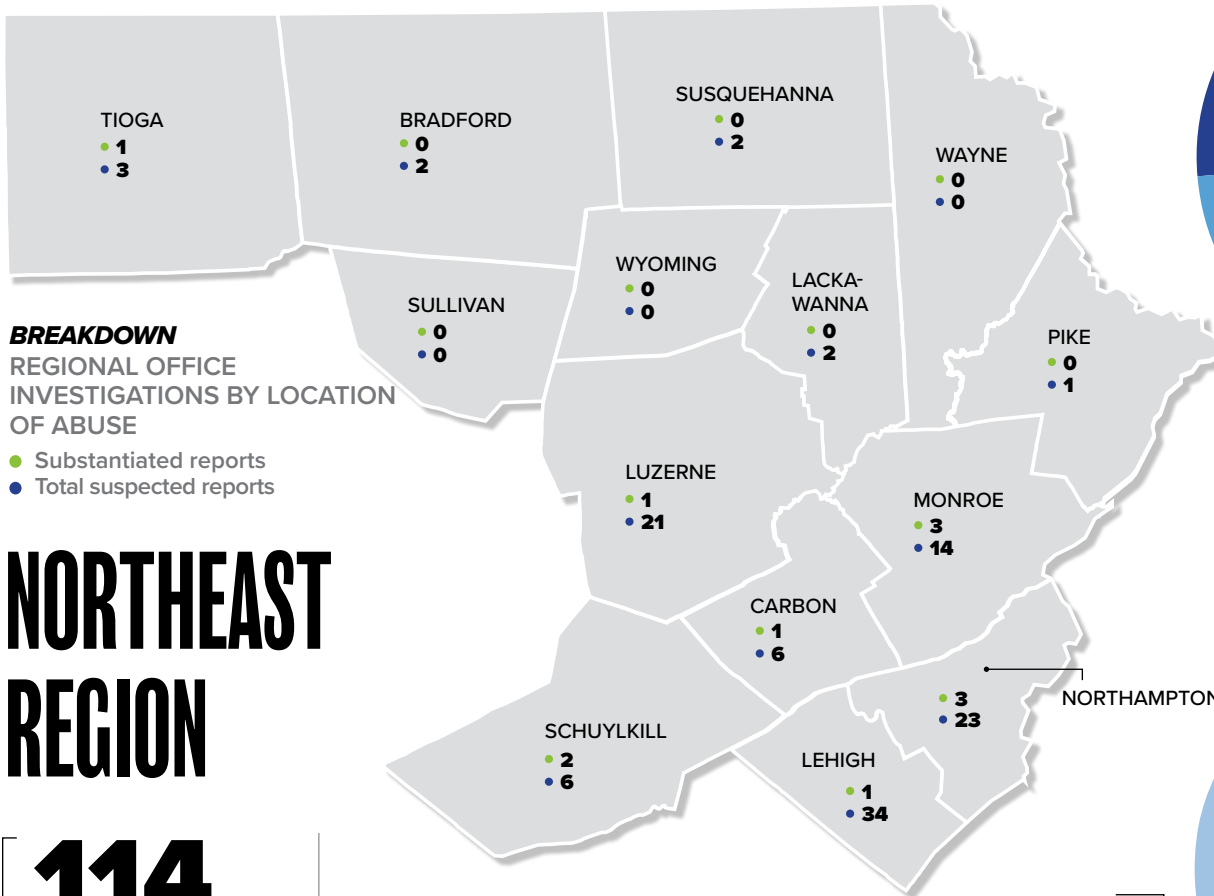
BREAKDOWN SUBSTANTIATED REPORTS BY ALLEGATION



NOTE: A report may have more than one substantiated allegation; therefore, the total number of allegations will be greater than the total number of substantiated reports.

Percentages may not equal 100 percent due to rounding.





BREAKDOWN
REGIONAL OFFICE
INVESTIGATIONS BY LOCATION
OF ABUSE

- Substantiated reports
- Total suspected reports

NORTHEAST REGION

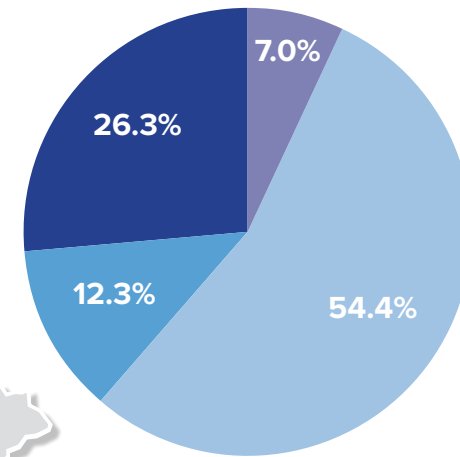
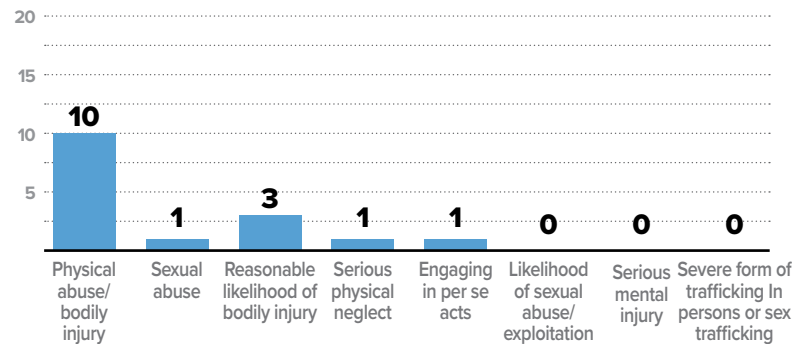
114

TOTAL REPORTS

12

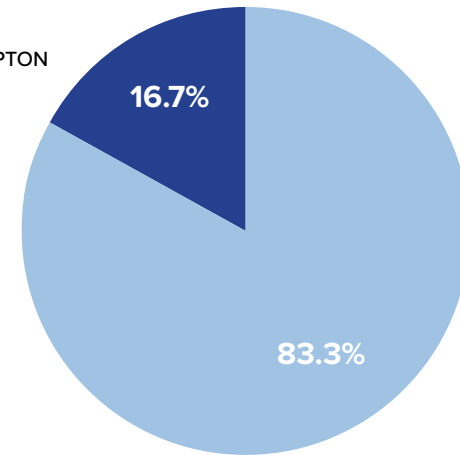
SUBSTANTIATED
REPORTS

BREAKDOWN
SUBSTANTIATED REPORTS BY ALLEGATION



TOTAL REPORTS
BY SETTING
OF INCIDENT

- **8** (7.0%) Adoption Services
- **62** (54.4%) Foster family care
- **14** (12.3%) Other child care services
- **30** (26.3%) Residential Services
- **0** (0.0%) Unknown



SUBSTANTIATED REPORTS

- **0** (0.0%) Adoption Services
- **10** (83.3%) Foster family care
- **0** (0.0%) Other child care services
- **2** (16.7%) Residential Services
- **0** (0.0%) Unknown

NOTE: A report may have more than one substantiated allegation; therefore, the total number of allegations will be greater than the total number of substantiated reports. Percentages may not equal 100 percent due to rounding.

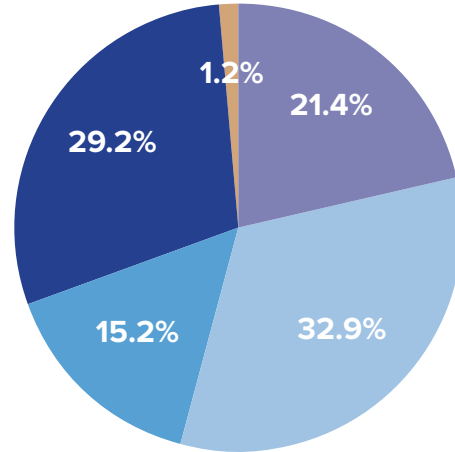
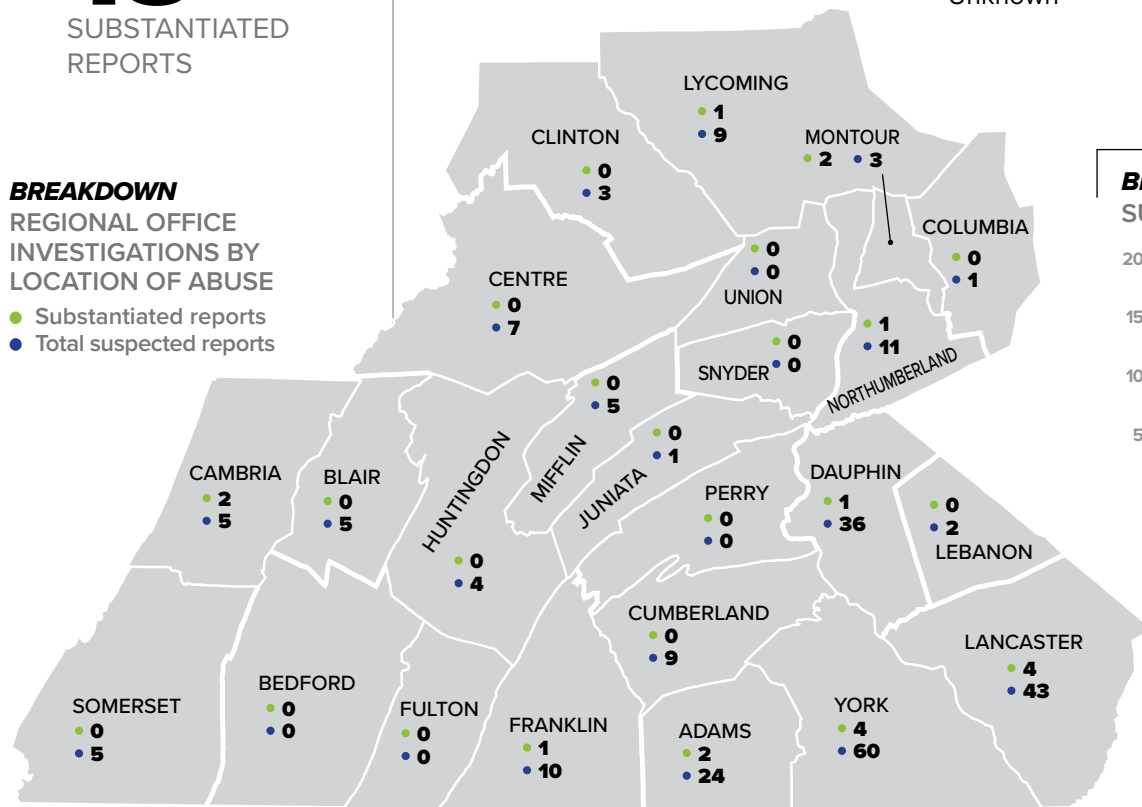
CENTRAL REGION

243
TOTAL REPORTS

18
SUBSTANTIATED REPORTS

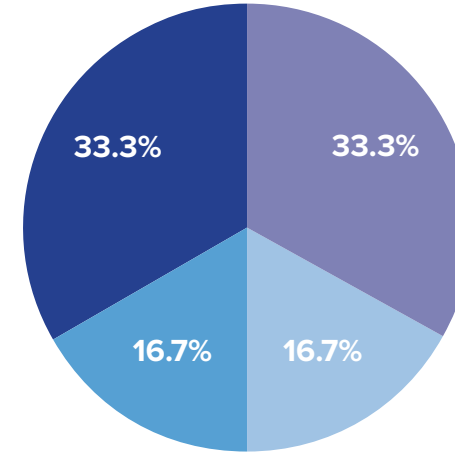
BREAKDOWN
REGIONAL OFFICE INVESTIGATIONS BY LOCATION OF ABUSE

- Substantiated reports
- Total suspected reports



TOTAL REPORTS BY SETTING OF INCIDENT

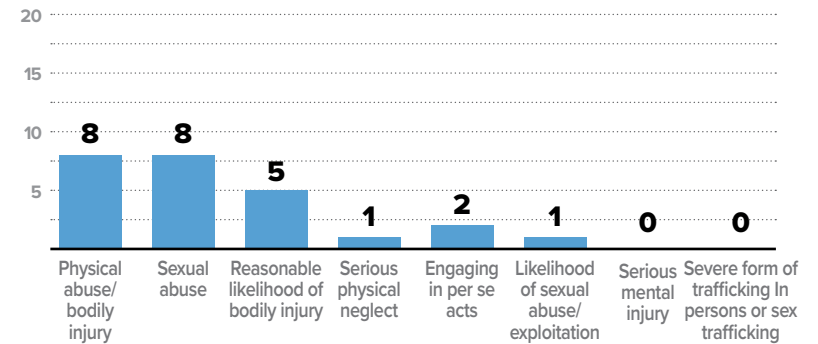
- 52** (21.4%) Adoption Services
- 80** (32.9%) Foster family care
- 37** (15.2%) Other child care services
- 71** (29.2%) Residential Services
- 3** (1.2%) Unknown



SUBSTANTIATED REPORTS

- 6** (33.3%) Adoption Services
- 3** (16.7%) Foster family care
- 3** (16.7%) Other child care services
- 6** (33.3%) Residential Services
- 0** (0.0%) Unknown

BREAKDOWN
SUBSTANTIATED REPORTS BY ALLEGATION



NOTE: A report may have more than one substantiated allegation; therefore, the total number of allegations will be greater than the total number of substantiated reports.

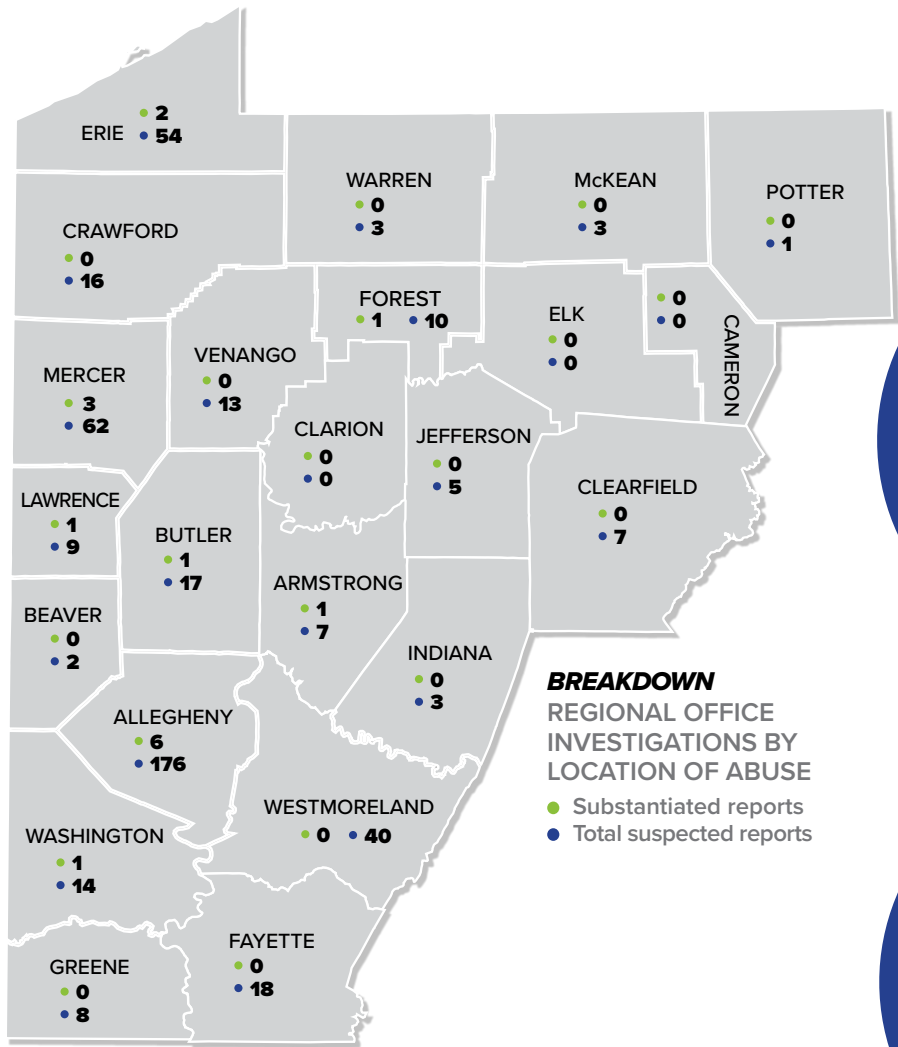
Percentages may not equal 100 percent due to rounding.

WESTERN REGION

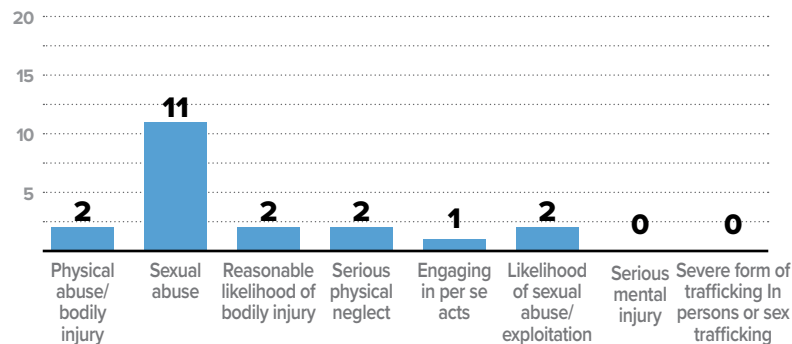
468
TOTAL REPORTS

16
SUBSTANTIATED REPORTS

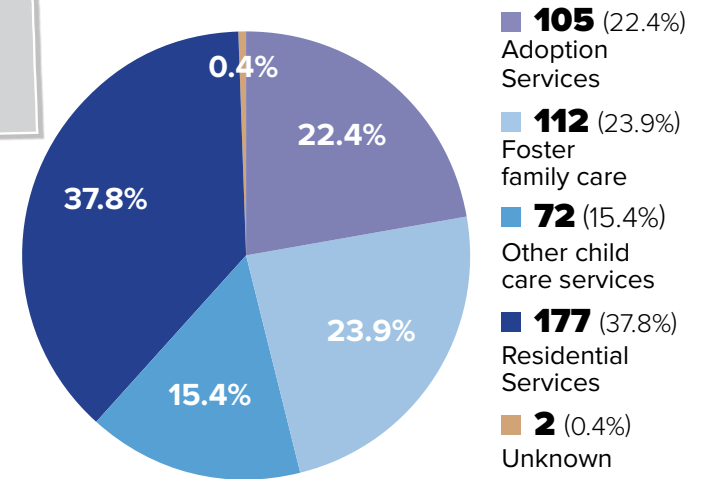
NOTE: The Western Regional Office was the investigating agency for one near fatality in 2021.



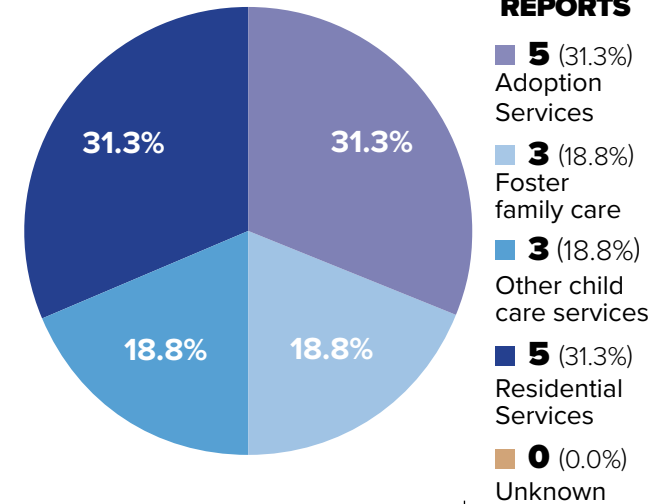
BREAKDOWN
SUBSTANTIATED REPORTS BY ALLEGATION



TOTAL REPORTS BY SETTING OF INCIDENT



SUBSTANTIATED REPORTS



NOTE: A report may have more than one substantiated allegation; therefore, the total number of allegations will be greater than the total number of substantiated reports. Percentages may not equal 100 percent due to rounding.

CHILD ABUSE IN CHILD CARE SETTINGS

THE CHILD PROTECTIVE SERVICES LAW

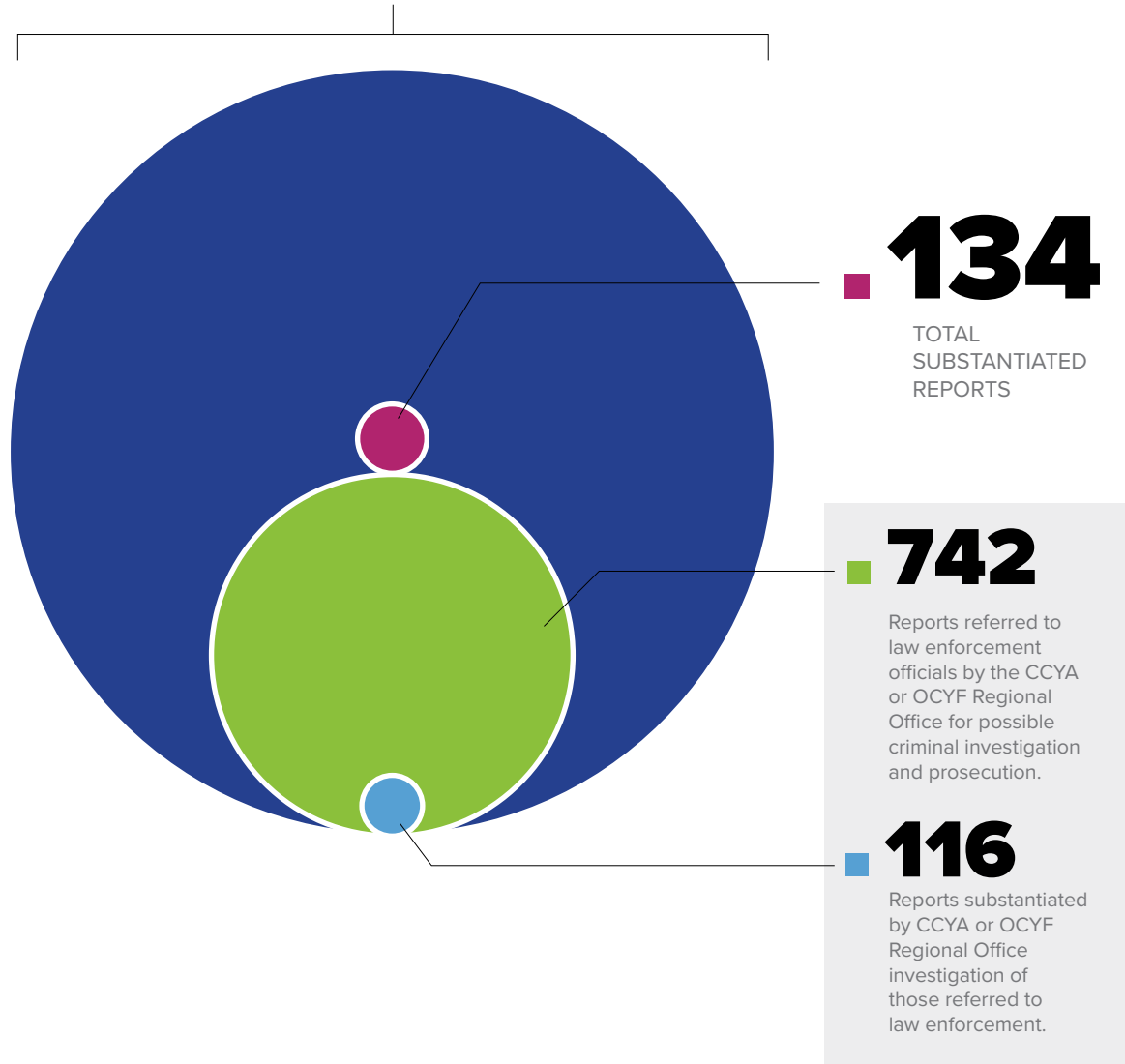
requires DHS to report on the services provided to children who were abused in child care settings and the action taken against the perpetrators. Child care settings include family child care homes, child care centers, foster homes, boarding homes for children, juvenile detention centers, residential facilities, and institutional facilities. It does not include baby sitters (paid or unpaid) arranged by parents.

In 2021, there were 1,588 reports for suspected abuse of children in child care settings. A total of 134, eight percent, were substantiated. DHS investigated 73 of the substantiated reports because the alleged perpetrators were agents of a CCYA.

Social services were planned and/or provided to alleged victims, parents, and/or perpetrators involved in the investigated reports, when appropriate. In 742 reports, 47 percent, information was referred to law enforcement officials by the CCYA or OCYF Regional Office for criminal investigation and prosecution; 116 of these reports were substantiated by the CCYA or OCYF Regional Office investigation.

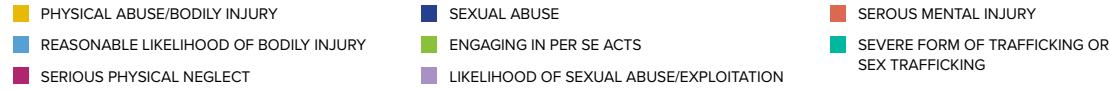
■ **1,588**

SUSPECTED REPORTS OF CHILD ABUSE
IN CHILD CARE SETTINGS

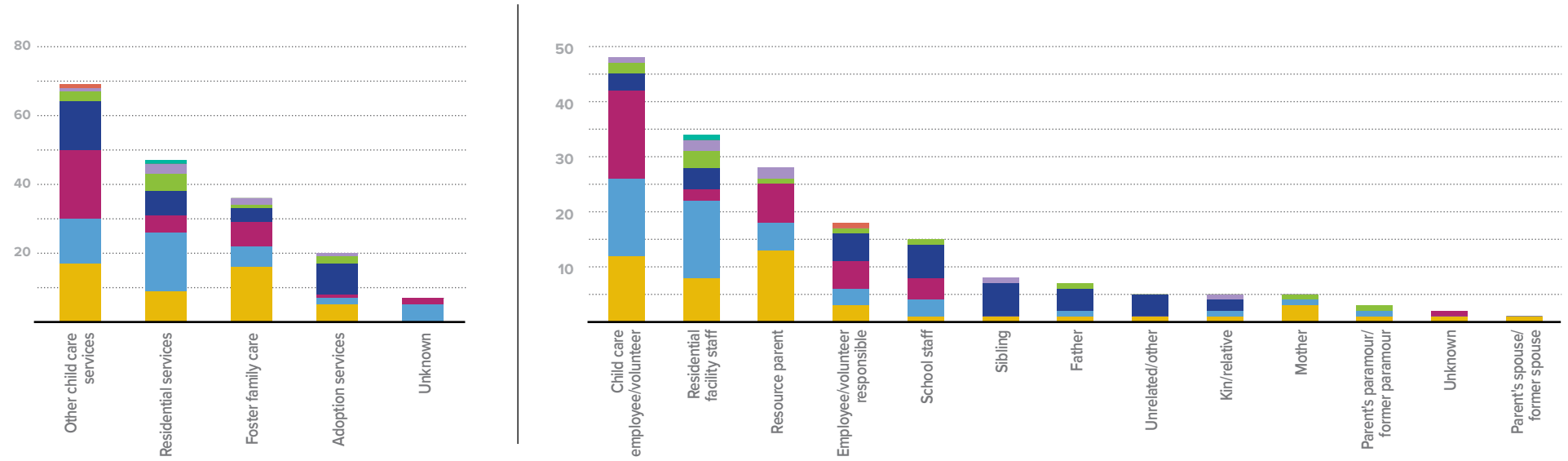


SUBSTANTIATED REPORTS IN CHILD CARE SETTINGS

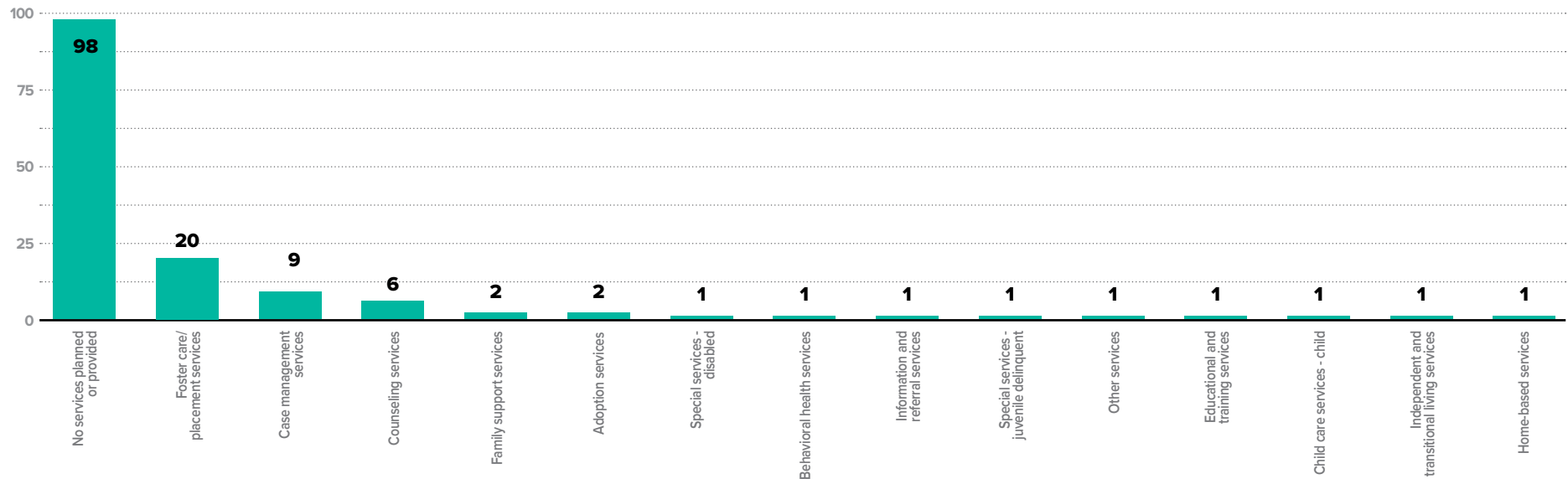
TYPES OF ABUSE BY SETTING AND BY PERPETRATOR



NOTE: A report may have more than one category of abuse and more than one perpetrator; therefore, the total category of abuse number and perpetrator number may be greater than the total number of reports.



SERVICES PLANNED OR PROVIDED FOR SUBSTANTIATED REPORTS IN CHILD CARE SETTINGS FOR CHILD, PARENT, AND/OR PERPETRATOR



NOTE: More than one service may be provided; therefore, the total number of services will be greater than the number of reports.



CHILD CARE DEVELOPMENT FUND REPORTING

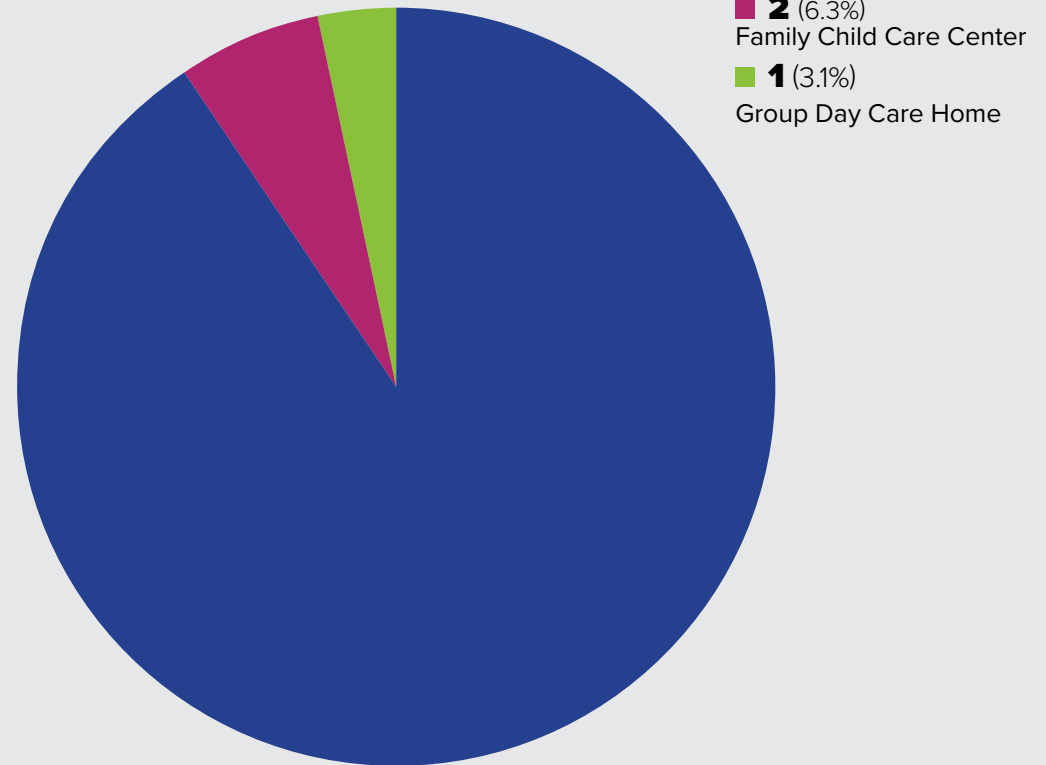
THE CHILD CARE AND DEVELOPMENT BLOCK GRANT (CCDBG) ACT OF 2014

is a law that authorizes the Child Care and Development Fund (CCDF) program. CCDF is administered by states, territories and tribes and outlines how federal funds will be used to provide financial assistance to low-income families to access child care. A final rule implementing the CCDBG Act and updating the CCDF regulations for the first time since 1998 were published on September 23, 2016. The rule applies to states, territories and tribes administering CCDF and incorporates and clarifies changes made through the bipartisan CCDBG Act.


The Act and rule establish a baseline for health, safety, and quality through requirements which include a requirement for states to make available by electronic means, information showing the number of deaths, serious injuries and instances of substantiated child abuse that occur in child care settings each year. To support the Office of Child Development and Early Learning (OCDEL) in providing these metrics, OCYF is adding a new section to the Annual Child Abuse Report which will provide data that will satisfy the reporting of substantiated child abuse cases which occur in Child Care Centers, Family Child Care and Group Child Care Homes.

In 2021, there were 32 substantiated reports of child abuse that involved these types of settings. Of these reports, 12 involved substantiated allegations of physical abuse/bodily injury, and 0 involved a substantiated fatality. Further breakdowns of these totals by facility type can be found in the corresponding tables in this section.

ABUSE IN OCDEL FACILITIES SUBSTANTIATED REPORTS



ABUSE IN OCDEL FACILITIES BY ABUSE TYPE SUBSTANTIATED REPORTS



RACE/ETHNICITY METRICS

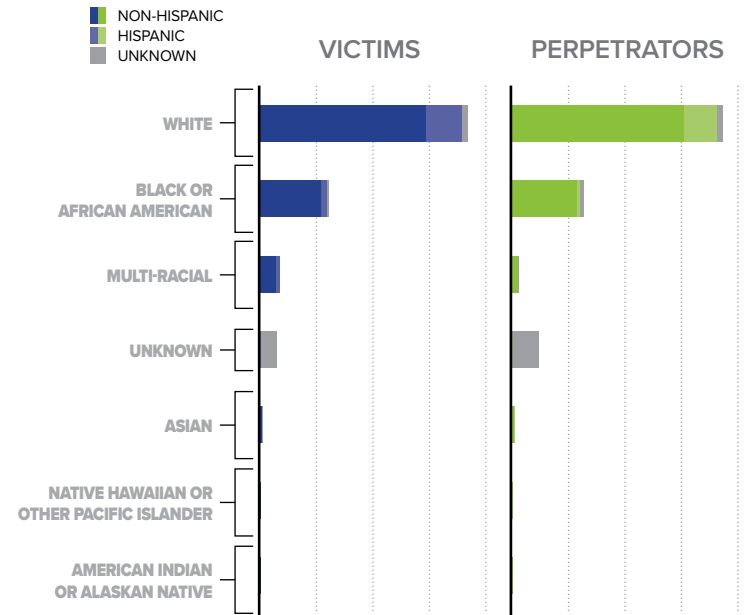
PENNSYLVANIA IS COMMITTED to addressing racial disparities in the child welfare system. Understanding the impact of racial disparity in the child welfare system requires recognition of the points at which bias can enter the system and how inequities at each point can impact the trajectory of children and families as they move through the system. Racial disparity can often be found at the very point where families often first come into contact with the child welfare system.

In Pennsylvania, there are significant racial disparities in the number of suspected child abuse and neglect reports that are received by the CCYAs and ChildLine, Pennsylvania’s child abuse hotline. As noted in the **2021 DHS Racial Equity Report**, Black children make up 14 percent of the total child population in Pennsylvania but represent 21 percent of potential victims of abuse in child protective service reports.

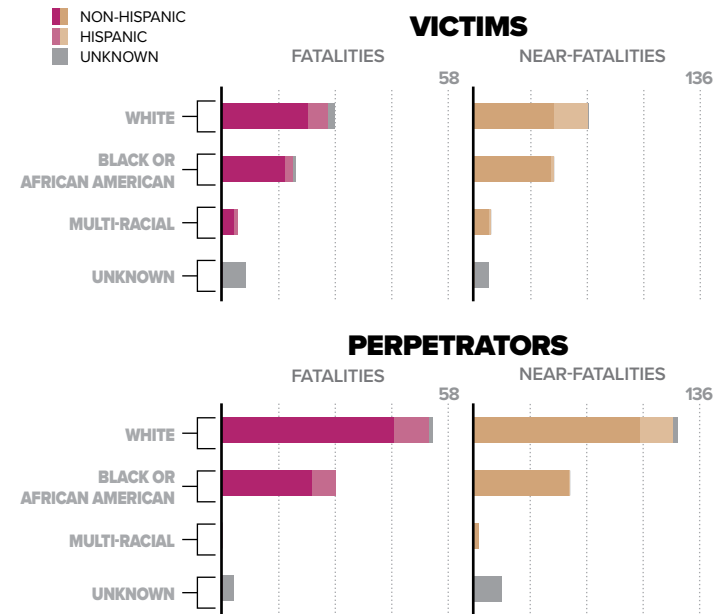
Prior to the development of the current Child Welfare Information System (CWIS), race and ethnicity data was not maintained within the Statewide database. However, changes to the Child Protective Services Law (CPSL) that became effective on December 31, 2014, added a stipulation that the Statewide database should include the race and ethnicity of subjects of reports. As a result, the current CWIS was developed in a manner which made it possible for race and ethnicity to be captured for subjects of reports.

OCYF is committed to continuous quality improvement and using data driven decision-making. As part of this ongoing commitment, the 2021 Annual Child Abuse Report is being updated to include race/ethnicity metrics for the victims and perpetrators listed on Substantiated reports of child abuse, including Substantiated Fatalities and Near Fatalities. Following the release of the 2021 Annual Child Abuse Report, OCYF will continue to review the content of the Annual Child Abuse Report to determine other ways in which available race and ethnicity data may be further incorporated into future versions of the report. OCYF is committed to continuing to analyze the quality and content of this data in order to make decisions in the best of interest of children and families in Pennsylvania.

VICTIMS AND PERPETRATORS BY RACE/ETHNICITY SUBSTANTIATED REPORTS



FATALITIES/NEAR-FATALITIES BY RACE/ETHNICITY SUBSTANTIATED



HEARINGS AND APPEALS

THE NAME AND KNOWN IDENTIFYING

INFORMATION of an individual named as a perpetrator of a substantiated report of child abuse is maintained in the statewide database. DHS’s ChildLine and Abuse Registry provides notice of the findings of the investigation to all subjects of the report, including the person named as the perpetrator. The notice to the person named as the perpetrator includes information regarding their right to file an appeal of an indicated report within 90 days of being notified. Only the person who has been named as a perpetrator has the right to file an appeal.

The person named as the perpetrator can request an administrative review by OCYF or bypass the administrative review and request a hearing before DHS’s Bureau of Hearings and Appeals (BHA). The administrative review is performed by a panel of professionals within OCYF. If the appeal results in a decision that is in the favor of the person who is named as the perpetrator, the individual’s name and identifying information is removed from the statewide database. The person named as the perpetrator and the investigating CCYA also have the right to request a hearing with BHA on the merits of the case if either party disagrees with the decision of the OCYF Administrative Review Panel.

At the hearing, the individual named as the perpetrator has the opportunity to present testimony and evidence

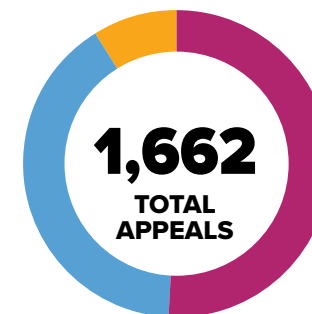
to the BHA administrative law judge, as does the CCYA. All parties are notified by BHA of the scheduled hearing and outcome of the hearing. If the individual, named as the perpetrator, disagrees with the findings at the conclusion of a BHA hearing, they may request reconsideration by the Secretary. This request must be made in writing, within 15 calendar days of the mailing date of the final BHA Order. In addition, both parties may request that the Commonwealth Court review the appeal, if either party is not in agreement with the BHA ruling. The CPSL also gives the Secretary of DHS the authority to amend or expunge a report, upon the request of the perpetrator, based on “good cause shown.” “Good cause shown” can include, but is not limited to:

- Newly discovered evidence that an indicated report is inaccurate or being maintained in a manner inconsistent with the CPSL; or
- A determination that the perpetrator no longer presents a risk of child abuse and there is no significant public purpose for maintaining the individual’s name on the statewide database.

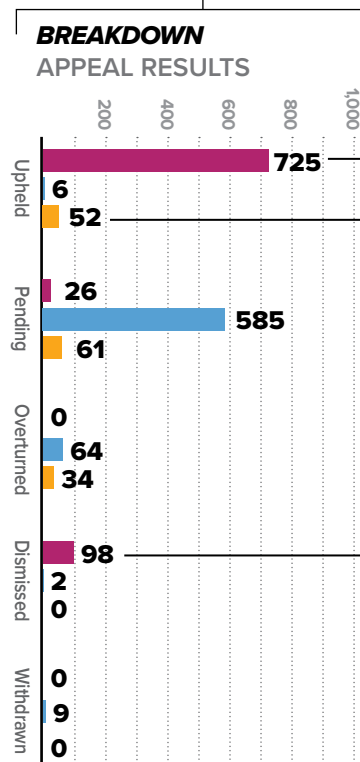
Of the 875 requests for appeal that were upheld by an administrative or secretary review or dismissed by an administrative review, 153 requests were received for a hearing by BHA on the merits of the case.

NOTE: Hearings and Appeals data was extracted on 2/14/22.

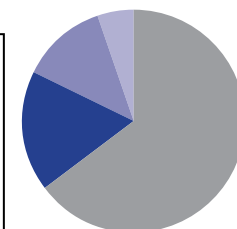
2021 HEARINGS AND APPEALS



- **849** (51.1%)
ChildLine administrative review panel
- **666** (40.1%)
Directly to Bureau of Hearings and Appeals
- **147** (8.8%)
Secretary review



BREAKDOWN BUREAU OF HEARINGS & APPEALS REQUESTS AFTER ADMINISTRATIVE OR SECRETARY REVIEW



153

- **99** Pending
- **27** Overturned
- **19** Dismissed
- **8** Withdrawn
- **0** Upheld

CLEARANCES FOR EMPLOYEES AND VOLUNTEERS

THE CPSL establishes requirements enumerating the individuals that must obtain clearances (statutorily referred to as certifications) in order to be employed, to be a resource parent (foster or adoptive), or volunteer with children. In some circumstances, a resource parent or an individual residing in the resource family home may be required to obtain additional clearances if they have lived out-of-state within the past five years. The CPSL also outlines the grounds for which these individuals would be prohibited from working or volunteering with children.

The child abuse history clearance will only contain a record of indicated, founded, pending criminal court, pending juvenile court, or pending child abuse investigation. The term “pending” on the results of a child abuse history clearance means that the applicant is currently under investigation as a perpetrator of suspected child abuse. Clearances will not include information on unfounded reports of child abuse or general protective services assessments, which are non-abuse cases where services may be provided to prevent potential harm to a child.

The purpose of requiring clearances is to provide employers and those selecting volunteers with information to use as part of a larger decision-making process when determining whether to hire someone as an employee or select them as a volunteer. A clearance does not replace a thorough interview and selection process.

Clearances are required for an employee when the individual will:

- Be responsible for a child’s welfare; **or**
- Have direct contact with children, meaning they are providing care, supervision, guidance, or control to children or they have routine interaction with children.

Clearances are required for an employee at a minimum of every 60 months from the date of their oldest clearance. Clearances may be required more frequently based on licensure and employer requirements.

Clearances are required for an unpaid adult volunteer every 60 months from the date of their oldest clearance when they will:

- Be responsible for a child’s welfare; **or**
- Have direct volunteer contact with children, meaning they are providing care, supervision, guidance, or control to children and they have routine interaction with children.

These clearances may include the following:

- Pennsylvania Child Abuse History Certification;
- Pennsylvania State Police Criminal Record Check; and
- Federal Bureau of Investigation (FBI) Criminal History Background Check (required for employees and some volunteers);
- National Sex Offender Registry (NSOR) Check (required for certain child care providers).

An agency or organization is prohibited from hiring employees or selecting volunteers for a position involving children if the individual was named as a perpetrator in a founded report of child abuse committed within five years preceding when the clearance was verified. Conviction of certain crimes may prohibit working or volunteering with children.

Over the course of 2021, the average processing time for a Pennsylvania Child Abuse History Certification was under two days, a significant improvement over 2020, which was just under four days. The CPSL mandates that requests for these certifications be completed within 14 calendar days.

Agencies and organizations must ensure that clearances are obtained in accordance with the CPSL. To determine the individuals who are required to obtain clearances, please see the fact sheets at www.KeepKidsSafe.pa.gov. The website also has information on how often employees and volunteers need to submit updated clearances, and the fees associated with clearances. Information on how to obtain the required clearances is also available, including the ability to submit and pay for the Pennsylvania Child Abuse History Certification online.

CLEARANCES

CHILD ABUSE HISTORY CLEARANCE APPLICATIONS

788,344

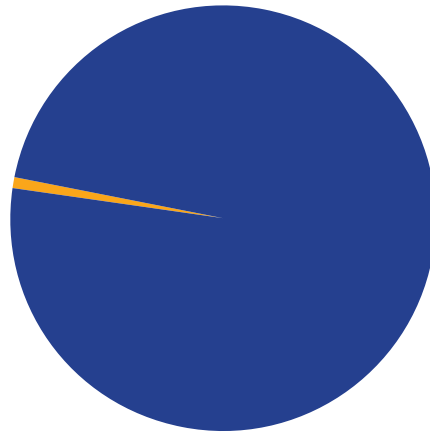
TOTAL APPLICATIONS

5,007

APPLICATIONS THAT NEED
ADDITIONAL INFORMATION
FROM APPLICANT

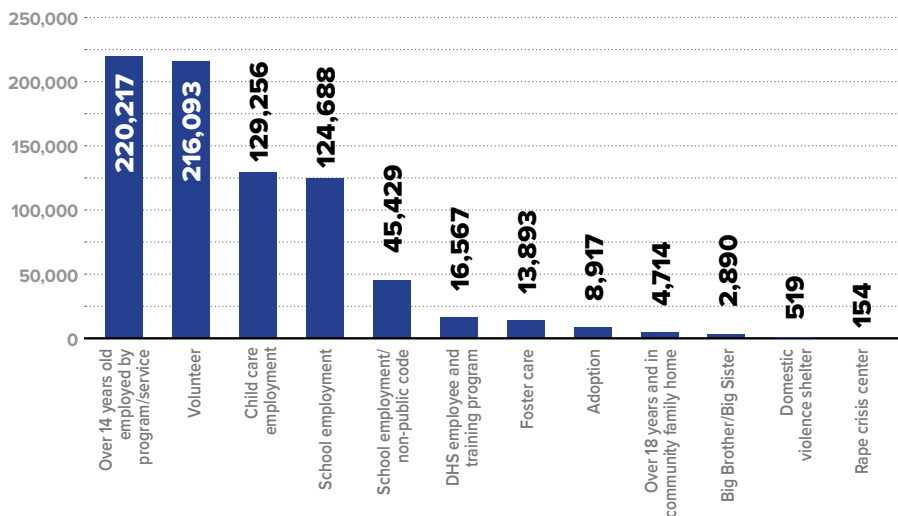
783,337

APPLICATIONS PROCESSED



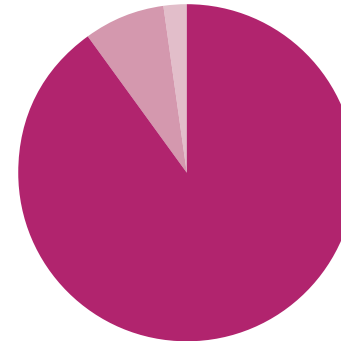
BREAKDOWN

CLEARANCE APPLICATIONS PROCESSED BY CATEGORY



2,018

INDIVIDUALS
IDENTIFIED AS
SUBSTANTIATED
OR ALLEGED
PERPETRATORS



1,818 (90.1%)
Substantiated perpetrators

155 (7.7%)
Alleged perpetrators
in reports pending
investigations

45 (2.2%)
Alleged perpetrators
where the outcome
was pending criminal
or juvenile court

**NATIONAL SEX OFFENDER
REGISTRY VERIFICATION**

To maintain compliance with the federal Child Care Development Block Grant, the Office of Child Development and Early Learning (OCDEL) partnered with the Office of Children, Youth, and Families to provide applicants with a verification letter confirming their name search on the National Crime Information Center's National Sex Offender Registry (NSOR). This national search must be performed for any individual working for or as a regulated child care provider and any relative child care providers caring for children receiving subsidized child care. The verification letter is valid for 60 months. Individuals continuing their relationship with child care as a provider or resident must renew their clearance prior to its expiration.

There were a total of 46,041 applications processed in 2021, with no applicants found to be registered on NSOR.

NOTE: Clearance data provided was extracted on 2/7/2022.

FEDERAL BUREAU OF INVESTIGATION RECORDS REQUESTS

INDIVIDUALS WHO WORK OR VOLUNTEER with children in certain circumstances are required to obtain a Federal Bureau of Investigation (FBI) background check before working with or volunteering with children. The data in this section reflects a compilation of all individuals who have applied for the fingerprint-based federal criminal background check in 2021.

The following individuals are required to obtain an FBI background check as part of the clearance process: child care services employees, school employees, foster parents, adult household members in foster homes, prospective adoptive parents, individuals providing child care services under contract with a child care facility or program, and adult household members of family living homes, community homes for individuals with an intellectual disability, and host homes for children.

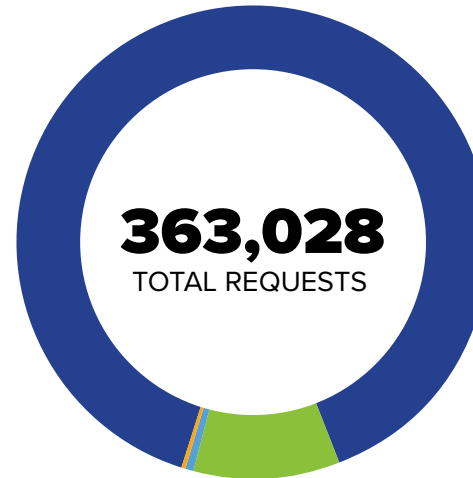
Adult volunteers who have not lived in Pennsylvania for the last 10 years must also obtain FBI background checks. Adult volunteers who have lived in Pennsylvania for the last 10 years and swear or affirm in writing that they have not been convicted of any of the prohibitive crimes listed in Section 6344 of the CPSL are not required to obtain the FBI background check.

For more information on FBI and other required clearances, please visit www.KeepKidsSafe.pa.gov.

NOTE: FBI data provided was extracted on 2/22/22.

FBI RECORDS REQUESTS

INDIVIDUAL BACKGROUND CHECKS AND RESULTS

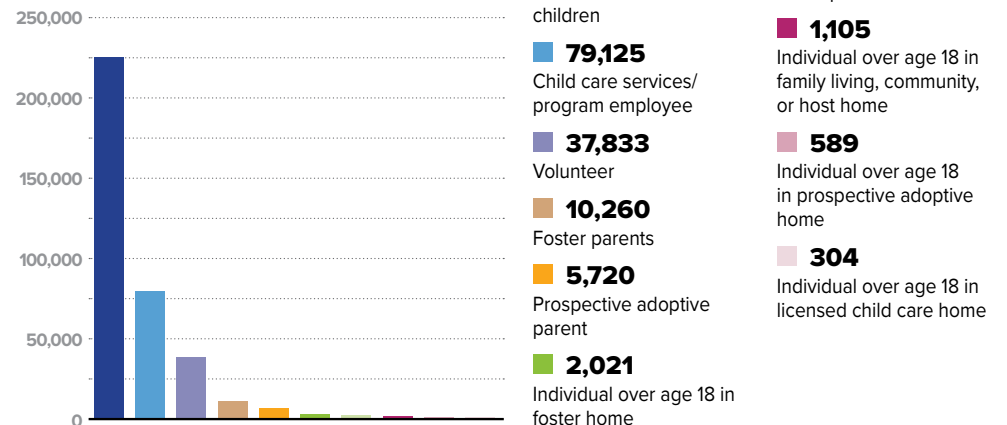


- **327,966** RESULTS WITH NO RECORD
- **32,403** RESULTS WITH A RECORD
 - **2,023** REQUESTS WHICH NEED ADDITIONAL INFORMATION FROM APPLICANT
 - **630** REQUESTS REJECTED THE FIRST TIME AND NOT REPRINTED.
 - **5** REQUESTS PENDING RESEARCH
 - **1** REQUESTS WAITING FOR FBI NAME SEARCH

RESULTS: CRIMINAL HISTORIES

931 Of the 32,403 total results with a record were crimes that would disqualify an applicant from working or volunteering with a child in accordance with Section 6344 (c) of the CPSL or an equivalent crime under federal law or the law of another state.

BREAKDOWN PURPOSE OF FBI RECORD REQUESTS



STATEWIDE GENERAL PROTECTIVE SERVICES

GENERAL PROTECTIVE SERVICES (GPS) reports are those reports that do not rise to the level of suspected child abuse but allege a need for intervention to prevent serious harm to children. DHS is responsible for receiving and transmitting reports where GPS concerns are alleged. The CCYA is responsible for receiving and assessing reports of children in need of GPS in order to:

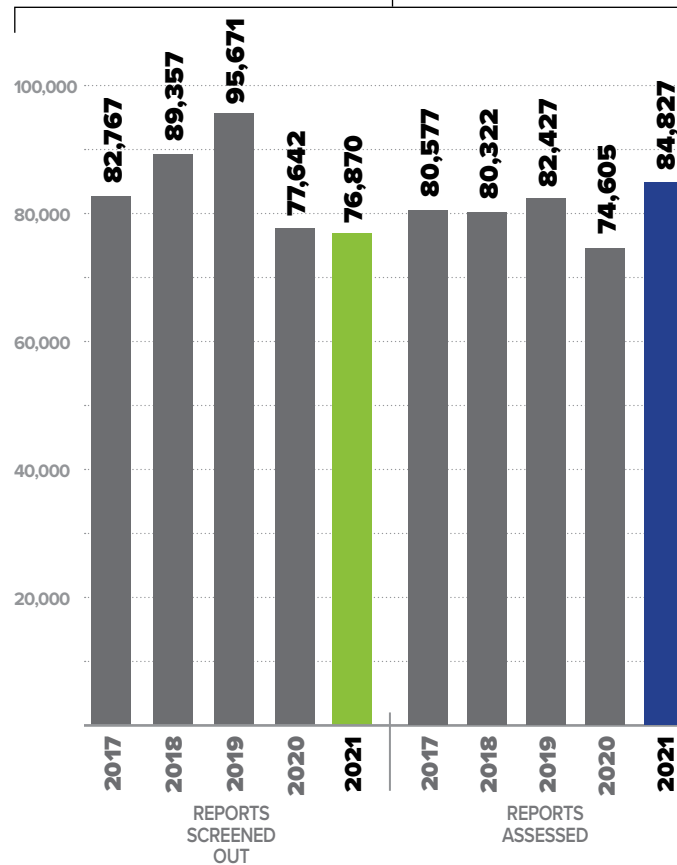
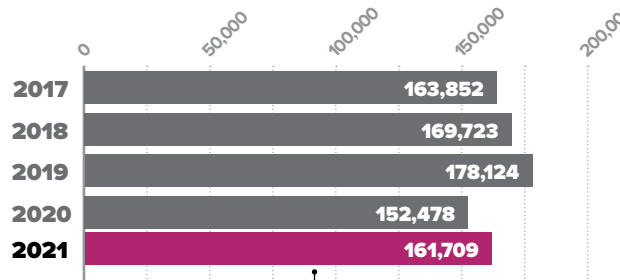
- Provide services to prevent abuse or neglect to children;
- Provide or arrange for and monitor the provision of those services necessary to safeguard and ensure the child's well-being and development; and
- Preserve and stabilize family life wherever appropriate.

GPS reports can be made by mandated or permissive reporters. While mandated reporters are only required to

CONTINUES ON PAGE 29

161,709

**GENERAL PROTECTIVE SERVICES
TOTAL REPORTS**



NOTE: Data for 2017 was extracted 3/23/18. Data for 2018 was extracted 3/22/19. Data for 2019 was extracted 3/23/20. Data for 2020 was extracted 03/22/21. In 2021, data was extracted 3/21/22 and there were 12 reports awaiting outcomes.

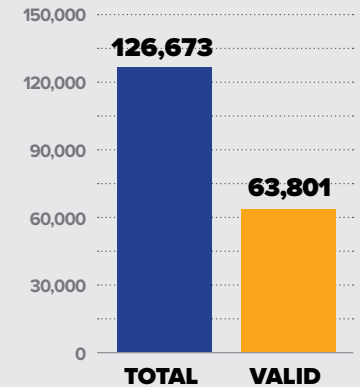
BREAKDOWN

ASSESSED REPORTS

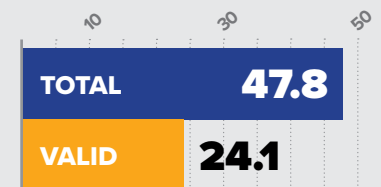


43,757
VALID REPORTS

CHILDREN ASSESSED



CHILDREN ASSESSED PER 1,000 CHILDREN

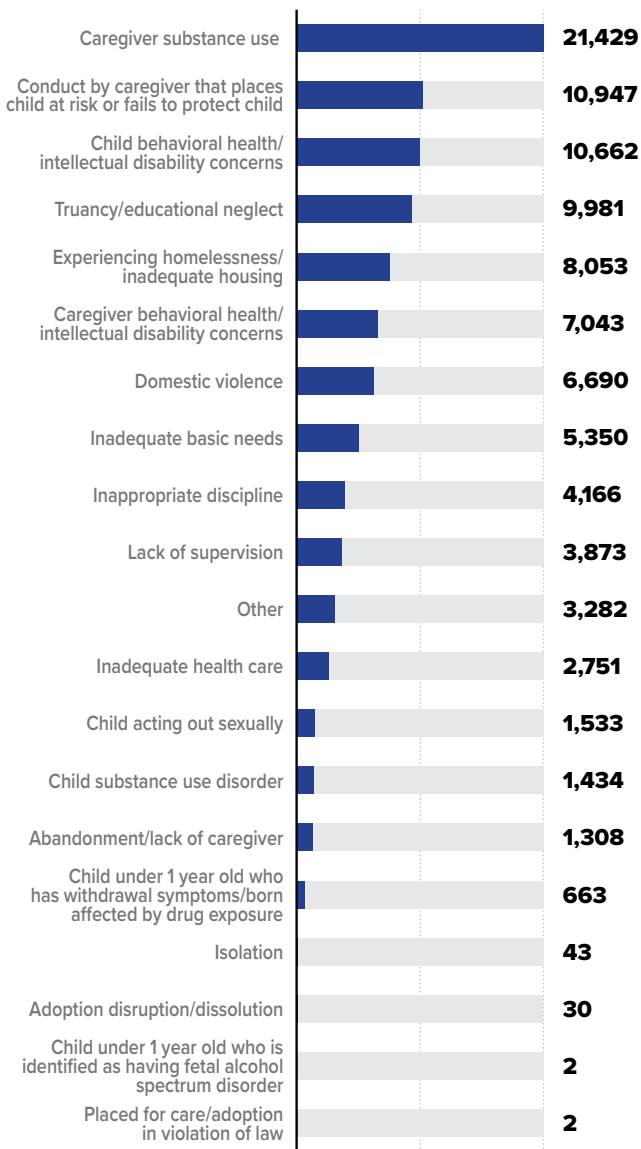


NOTE: A report may have more than one child; therefore, the number of children will be more than the number of reports.

VALID GPS CONCERNS BY TYPE

99,242

TOTAL VALID CONCERNS



STATEWIDE GENERAL PROTECTIVE SERVICES



CONTINUED FROM PAGE 28

report suspected child abuse, they continue to make the majority of reports alleging GPS concerns of children. When reports are received at ChildLine, staff assess the allegations, categorize the report, and send the report to the appropriate CCYA for assessment.

As with CPS reports, upon receiving a GPS report, the CCYA must see the child immediately if emergency protective custody has been taken, emergency protective custody is needed, or it cannot be determined from the report whether or not emergency protective custody is needed.

Otherwise, the CCYA prioritizes the response time to assure that children who are most at risk receive an assessment first.

CCYAs must complete their assessment within 60 days of receipt of a report. As with CPS reports, the CCYA must also provide or arrange for services necessary to protect the

child and any other children in the home. Upon completion of the assessment, the CCYA must immediately notify DHS:

- If the report was determined to be valid or invalid; and
- If the family was accepted for services, referred to community services, or the case was closed.

Determining that a report was valid means there was merit to the concerns. Conversely, determining that a report was invalid means the concerns did not meet the criteria or rise to the level of a valid report.

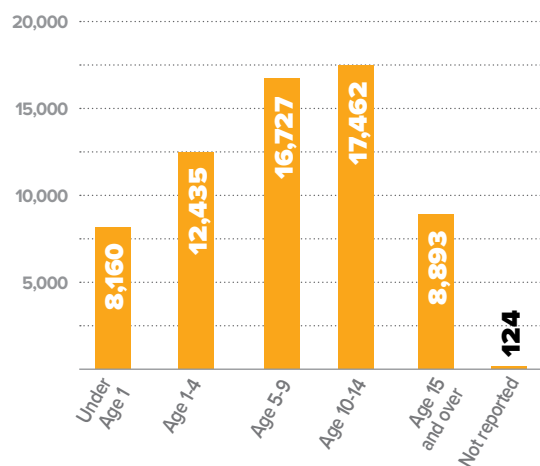
If the family was accepted for services, the CCYA must also immediately notify DHS upon the closure of services.

Unlike CPS reports, the determination made on a GPS report is not used when processing a Pennsylvania Child Abuse History Certification, nor does submission of the outcome after the 60-day timeframe impact the final outcome determination. Timely submission of GPS outcomes is monitored and reviewed as part of DHS's licensure of CCYAs.

CCYAs also have the ability to screen-out GPS reports. The decision to screen-out a GPS report is made on a case-by-case basis by the CCYA and could be due to a number of different factors including, but not limited to:

- **Information Only** – The child/family requested information only and no other concerns exist warranting an assessment;
- **Referral to Other Community Services** – A child/family will benefit from other services in the community, which can best address the child/family's needs;

AGE OF CHILDREN VALID GPS REPORTS

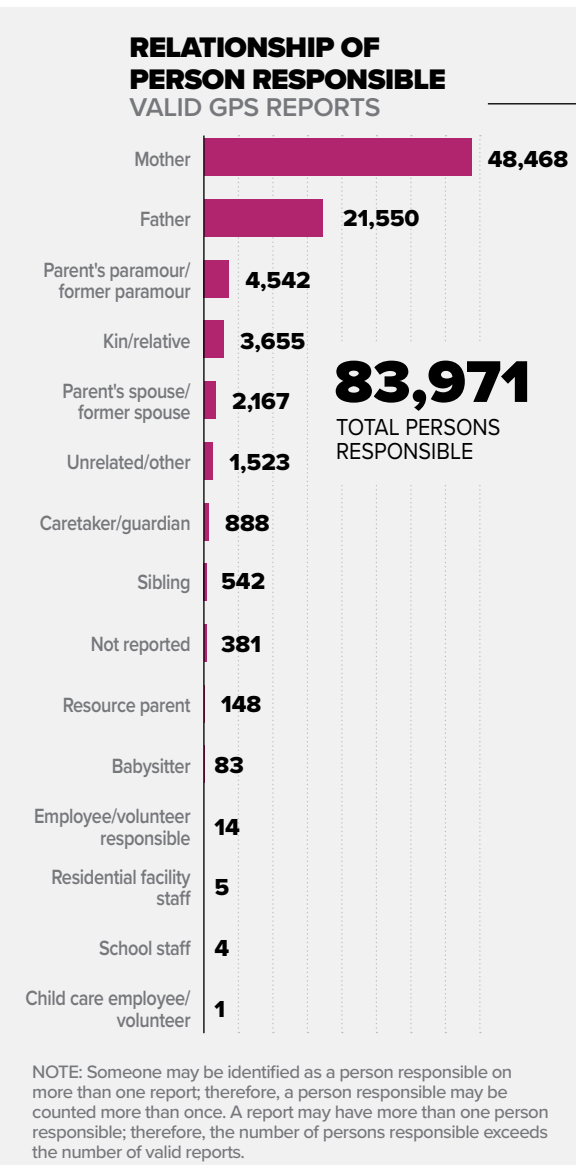


CONTINUES ON PAGE 30

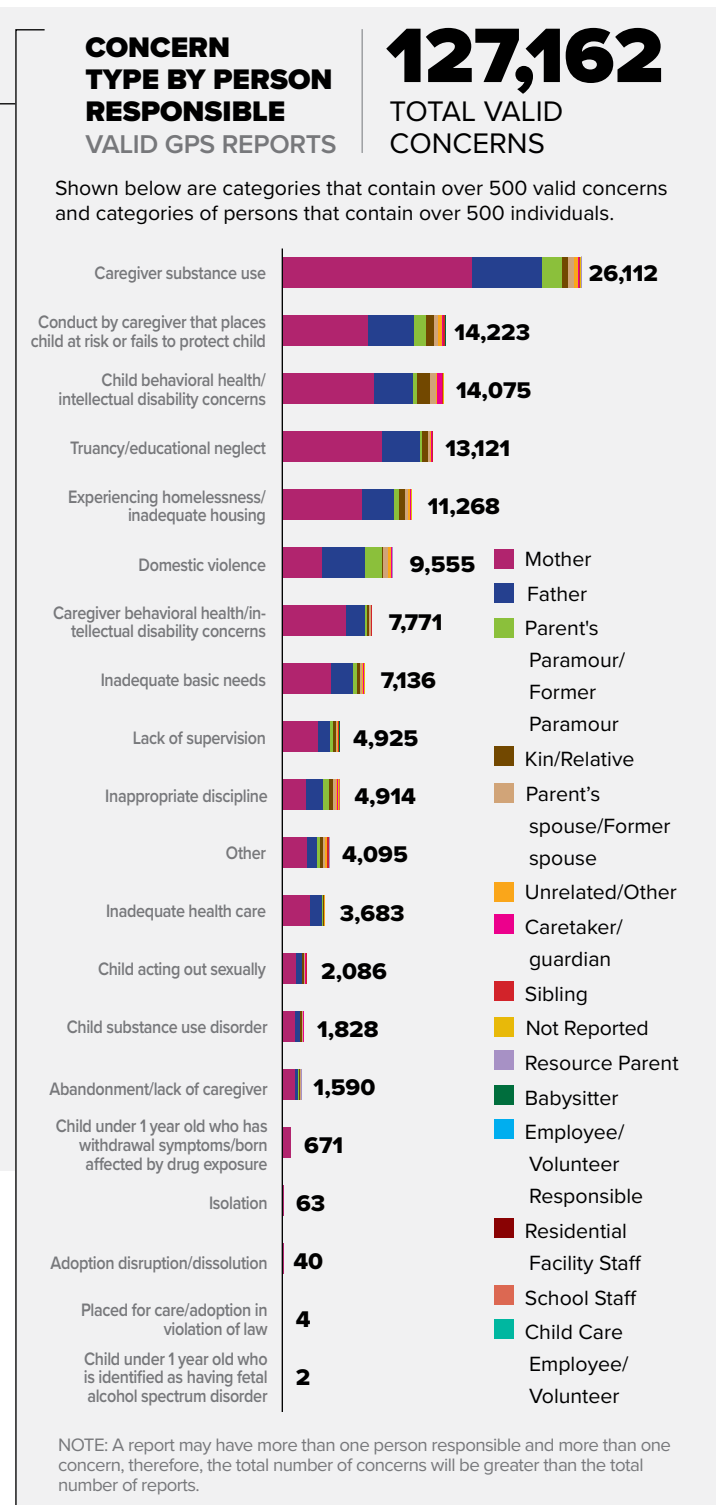


- **Referral Did Not Allege Abuse or Neglect Concerns** – The referral did not allege concerns that warrant the CCYA performing an assessment and there are no child safety concerns;
- **Courtesy Visit** – Another state or agency has requested an assessment; however, the child/family is not in need of service;
- **Law Enforcement Only** – A referral was made to law enforcement officials because the alleged perpetrator is not a perpetrator under the CPSL and there are no child safety concerns;
- **Insufficient Information/Unable to Assess** – The child/family is unable to be identified/located;
- **No Face-to-Face Contact/No Further Action Needed** – The CCYA contacted the child/family or other professionals via phone and no further action is required;
- **Face-to-Face Contact/No Further Action Needed** – The CCYA made one face-to-face contact with child/family and no further action is required; or
- **Other Reason** – A reason that does not fall in the above categories, which requires the agency to record the specific reason.

GPS reports maintained in the statewide database at ChildLine must be expunged within certain timeframes based on the outcome and whether the family was accepted for services. Invalid GPS reports must be expunged one year and 120 days after the date the report was received by DHS. Valid GPS reports not accepted for services must be expunged 10 years and 120 days following the date the report was received by DHS or until the youngest child identified in the most recent GPS report reaches 23 years of age, whichever occurs first. Valid GPS reports accepted for services must be expunged 10 years and 120 days after the closure of services by the CCYA, or until the youngest



child identified in the most recent GPS report reaches 23 years of age, whichever occurs first. CCYAs may continue to maintain information regarding these same valid GPS reports to assist in future risk and safety assessments and research for an indefinite amount of time, or the CCYA may amend or expunge these reports.



CHILDLINE

THE DHS CHILDLINE AND ABUSE

REGISTRY is the central clearinghouse for all CPS and GPS reports. The toll-free hotline, 1-800-932-0313, is available 24 hours a day, seven days a week to receive reports of suspected child abuse by phone and electronic submission. ChildLine staff ensure that reports are transmitted to CCYAs, law enforcement officials, or the appropriate OCYF Regional Office for investigation or assessment. If the report is made directly to the county, the county is required to transmit those reports to ChildLine. Additionally, CCYAs and OCYF Regional Offices submit the outcome of CPS and GPS assessments to ChildLine. Substantiated CPS and GPS reports are recorded in the statewide database.

As of December 31, 2021, there were a total of 165,495 substantiated CPS reports in the statewide database¹, an increase of three percent from 2020. ChildLine answered approximately 182,651 calls, an increase of 14 percent from 2020. Calls involved suspected child abuse, reports of general protective services, referral to local services, complaints for licensing agency review and investigation, and referrals to law enforcement officials.

- Of the 38,013 reports for suspected abuse, 65 percent were made by phone, 10 percent were received by CCYAs and electronic transmission, and 26 percent

were received directly through the online reporting system.

- In 2021, ChildLine received 23,416 law enforcement-only reports. These reports are for incidents that involve a criminal act against a child where the individual who allegedly committed the act does not meet the definition of perpetrator in accordance with the CPSL. Law enforcement referrals are provided by ChildLine to the county district attorney's office where the incident occurred.
- Copies of 689 founded or indicated reports on 872 perpetrators were provided to the Sexual Offenders Assessment Board as required by Pennsylvania's Megan's Law; this was a nine percent increase from 2020. These reports were provided to aid the courts in determining whether the perpetrator should be classified as a sexually violent predator.
- In 2021, 5,570 children were moved from the setting where the alleged or actual abuse occurred. This represents an increase of seven percent from the 2020 number, 5,223.
- 13,494 records checks were performed and provided to CCYAs or law enforcement officials to verify that other people participating in safety plans or caring for a child have no record of child abuse that would place the child at risk.

DEFINITION: Protective services alert — A request from another state to determine if a family received child welfare services in Pennsylvania.

¹ NOTE: This figure reflects the total number of substantiated reports since the database was established in 1975.

CHILDLINE 2021 TOTAL CALLS*

190,824

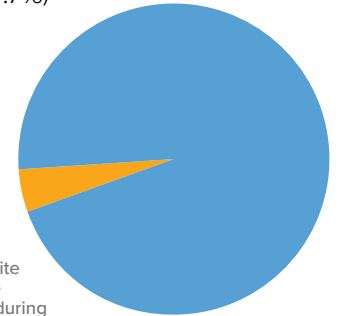
TOTAL CALLS RECEIVED

■ **182,651** (95.7%)

CALLS ANSWERED

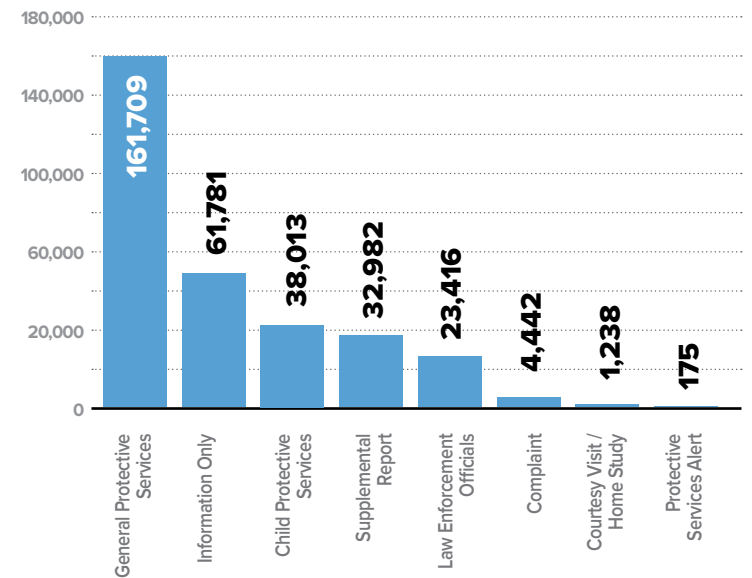
■ **8,173** (4.3%)

CALLS ABANDONED



*Due to the requirements of working remotely, ChildLine used a new phone system that did not provide the same tracking capabilities of the onsite system from 03/19/20 through 03/31/21. Only the "total calls answered" were able to be captured during this period. The total calls received will equal total calls answered for the first three months of 2021.

BREAKDOWN REPORTS RECEIVED BY TYPE



NOTE: The breakdown of reports above includes reports received electronically and through phone calls to the hotline; therefore, the total number of reports will not match the calls answered. A single call to the hotline may result in more than one report.

FUNDING AND EXPENDITURES FOR CHILD WELFARE SERVICES

\$1.889 billion

TOTAL FUNDING FOR CHILD WELFARE SERVICES

\$1.142B

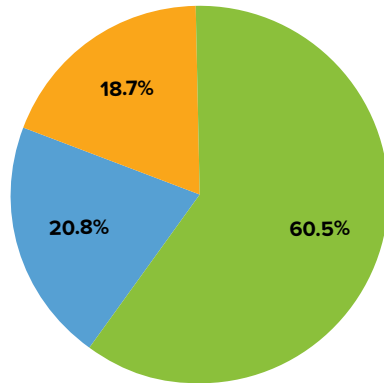
STATE FUNDS

\$354M

COUNTY FUNDS

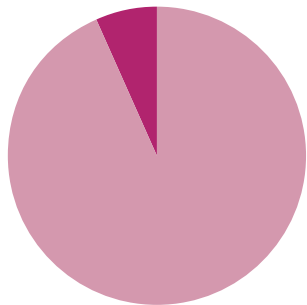
\$393M

FEDERAL FUNDS



\$276.073 million

TOTAL SPENT BY THE STATE AND COUNTY AGENCIES TO INVESTIGATE CHILD ABUSE REPORTS AND ASSESS GENERAL PROTECTIVE SERVICES REPORTS



\$259.179M

COUNTY COSTS

\$16.894M

STATE PERSONNEL COSTS

\$13.416M

OCYF headquarters staff and ChildLine staff that performed child abuse work

\$3.478M

Personnel costs for OCYF regional staff who performed child abuse investigations

PENNSYLVANIA'S CHILD WELFARE SYSTEM is responsible for a wide range of services to abused and neglected children, and dependent and delinquent children. Funding provided by the state and county agencies for all services in State Fiscal Year (SFY) 2020-21 was \$1.496 billion; \$1.142 billion state funds and \$354 million county funds. While an additional \$393 million in federal funds were spent, none of those funds were used for investigations and assessments.

\$276.073 million was spent by state and county agencies to investigate reports of suspected child abuse and assess GPS reports and related activities. Of the \$276.073 million, \$259.179 million was spent by counties. The state government spent the remaining \$16.894 million to fund personnel costs (salaries, benefits, and operating costs) for the percentage of time OCYF headquarters staff and ChildLine staff performed child abuse and general protective services related work (\$13.416 million), and personnel costs for OCYF Regional Office staff who performed child abuse investigations (\$3.478 million).

Personnel costs for OCYF headquarters staff were \$2.122 million. ChildLine personnel costs were \$11.294 million. ChildLine staff manage the state's 24-hour hotline to receive reports of suspected child abuse and general well-being concerns, and process child abuse clearances and FBI background checks for persons seeking employment or volunteer work involving responsibility for children's welfare or having direct contact with children in Pennsylvania.

To obtain the total expenditures for county agencies to conduct alleged child abuse investigations, refer to the individual county pages in this report. These numbers do not reflect total expenditures for all services provided by the county agencies.

NOTE: Three counties have not reported their total expenditures for SFY 2021; Therefore the total county expenditures is underreported. Expenditures for these counties are included through February 28, 2022. Data extracted 2/28/2022.

Percentages may not equal 100 percent due to rounding.



SAFE HAVEN OF PENNSYLVANIA

1.866.921.SAFE (7233) | www.secretsafe.org

THE DEATH OF BABY MARY, a newborn infant who was murdered by her mother and left in a dumpster in 2001, prompted the enactment of the commonwealth's Newborn Protection Act and the Safe Haven Program. Safe Haven's purpose is to protect newborns who might otherwise be abandoned or harmed. The Newborn Protection Act allows a parent to relinquish a newborn up to 28 days old at any hospital, a police officer at a police station, or emergency services providers on the grounds of an entity employing the emergency services providers (such as emergency medical responder, technician, or paramedic). As not all police stations and emergency services providers are staffed 24/7, parents should only relinquish newborns at those locations when staff are present. The parent is not criminally liable if the newborn has not been a victim of suspected child abuse or another crime. A newborn who is relinquished through Safe Haven is placed into foster care in a pre-adoptive home through the CCYA. Act 68 of 2017 expanded Safe Haven to allow newborn relinquishment with emergency services providers on the grounds of an entity employing the emergency services providers. It also permits Safe Haven locations the option to install an incubator for the care of a newborn accepted under this law.

The CCYA is required to do the following when a newborn is relinquished through Safe Haven:

- Make diligent efforts within 24 hours to identify the newborn's parent, guardian, custodian, or other family members and to notify them of the whereabouts of the newborn and the reasons that the newborn was taken into protective custody; and
- Assume responsibility for making decisions regarding the newborn's medical care, unless otherwise provided by court order.

In addition, CCYAs are required to provide outreach and counseling services to prevent newborn abandonment. CCYAs and the department conduct continuing publicity and education programs aimed at the prevention of newborn abandonment.

To ensure that accurate information about Safe Haven is available, the department maintains a statewide, toll-free helpline, 1-866-921-SAFE (7233), and the Safe Haven website, www.secretsafe.org. Additional information regarding the Safe Haven program and educational materials can be found on this website. The statewide helpline provides information about Safe Haven and allows callers to speak directly with someone to find the location of the nearest hospital, police station or emergency services provider. In 2021, the helpline received 23 calls, with an average of 2.9 calls a month for the eight months of the calendar year. The month of April had the highest number of calls received with a total of seven calls and March had the second highest number with four calls. During the months of July, August, September, and November, the helpline did not receive any calls. Staff checked and confirmed the phone lines were operational.

In 2021, three newborns were relinquished in Lackawanna County and Lehigh County both in the Northeast Region. Since the law was enacted in 2002, a total of 50 newborns have been received as Safe Haven infants by Pennsylvania hospitals and police stations. These infants have come from 26 counties, with most relinquishments occurring in the Western region of the state (24 infants). The Central region had the second highest number of infants relinquished at 13, followed by nine in the Northeast region and five in the Southeast region.

Relinquishments reported for previous years may contain partial data; therefore, the counts from previous years will not match the current total.

FEDERAL CHILD ABUSE PREVENTION AND TREATMENT ACT

SUBSTANCE-AFFECTED INFANTS

SINCE 2003, THE CHILD ABUSE PREVENTION AND TREATMENT ACT (CAPTA) has included requirements to ensure appropriate notification is given to child protective services agencies to address the needs of substance-exposed infants. On July 22, 2016, the Comprehensive Addiction and Recovery Act (CARA) amended CAPTA to expand the requirement of the development of a plan of safe care (POSC) for infants born and identified as affected by substance use, withdrawal symptoms resulting from prenatal substance exposure or a Fetal Alcohol Spectrum Disorder. To ensure the safety and well-being of these infants following their release from the care of health care providers, CARA removed the term “illegal” in reference to parental substance use and included addressing the health and substance use disorder treatment needs of the affected family or caregiver into the POSC. CARA also added requirements relating to data collection and monitoring for this population.

On June 28, 2018, Governor Tom Wolf signed Act 54 of 2018 updating Pennsylvania law, consistent with CAPTA, to require health care providers, including those involved in the delivery or care of an affected infant or encountering an infant up to age one outside a hospital setting, to notify PA DHS so that a POSC can be developed. State law stipulates that this notification by health care providers “shall not constitute a child abuse report”.

Pennsylvania remains committed to the development of a single policy agenda across the disciplines of child welfare, health, and drug and alcohol treatment regarding substance-exposed infants and their families. This coordinated response is supported by the aforementioned system partners and addresses substance use screening and referral to treatment,

coordination of care for the infant and family, and continued support for stakeholders by way of the Pennsylvania Plan of Safe Care Guidance document, highlighting policies and procedures supporting and not limited to the tracking of referrals made for appropriate services. In 2016, the state convened a cross-systems stakeholder workgroup (the Multidisciplinary Workgroup on Infants with Substance Exposure) to gather expert input to identify how infants and families affected by substance use could best be served, ensuring there is community-based family-centered care to increase access; that follow-up is provided for the mother, infant, and family and that plans of safe care are individualized and treatment focused. DHS, the Department of Health and the Department of Drug and Alcohol Programs jointly issued the Pennsylvania Plan of Safe Care Guidance in March 2019 to provide practice considerations related to the identification of infants and caregivers affected by substance use, and parameters related to the development of plans of safe care including plan elements. To assist CCYAs considering the potential practice and fiscal impacts of the changes following Act 54 of 2018, the three aforementioned departments partnered with the Governor’s Institute to host five regional, in-person, two-day work sessions for county level executive planning teams. The Governor’s Institute work sessions were designed to engage and support local county planning teams as they develop, implement, and monitor policies and procedures regarding plans of safe care. Pennsylvania worked with the Administration for Children and Families (ACF) to develop and complete a Program Improvement Plan to ensure that all legislative changes and policy guidance are consistent with the federal requirements. Following the five work sessions provided by the Governor’s Institute, a series of eight technical assistance (TA) sessions were held throughout Pennsylvania. Each TA session focused on fine tuning county policies and procedures regarding POSCs, providing clarification regarding policy questions, and providing counties the opportunity to share with each other their respective implementation efforts.

OCYF believes County Children and Youth Agencies (CCYAs) are best able to determine the most effective and efficient way to use CAPTA POSC funds. Given this, OCYF offered county child welfare agencies the opportunity to participate in a two-year non-competitive Plan of Safe Care Support grant. The grant provided CAPTA funding directly to CCYAs. Forty-one CCYAs opted to participate in the grant program. Allocation amounts were based

CONTINUES ON PAGE 36

CONTINUED FROM PAGE 35

on county class size. The funds are specifically to support POSC efforts at the county level. Examples of allowable costs include but are not limited to:

- Provision of information, training and/or technical assistance to health care providers who are required to notify CCYAs of substance affected infants (SAI)
- Development and implementation of data collection policies and procedures for POSC in which CCYA acts as the lead agency
- Development and implementation of data collection policies and procedures for POSC in which a community-based provider acts as the lead agency
- Development of systems to ensure the safety and well-being of SAI following release from the care of health care providers
- Fill gaps in health and substance use disorder treatment to meet the needs of the infant and affected family or caregiver.

In October of 2020, OCYF began to capture all Substance Affected Infant (SAI) Notifications made to ChildLine in the Child Welfare Information System (CWIS). The reports containing these notifications are either classified as General Protective Services (GPS) referrals or Information Only Type referrals, in cases where there are not child welfare concerns reported as part of the notification. For those SAI Notifications which are classified as GPS referrals and have valid outcomes, OCYF is also able to track the total number of children for whom a POSC was developed. As a result, the 2021 Annual Child Abuse Report is being updated to include metrics related to these SAI Notifications, and the Plans of Safe Care reported as part of a valid GPS outcome.

SUBSTANCE AFFECTED INFANT NOTIFICATIONS
TOTAL REFERRALS

710

TOTAL GPS REFERRALS

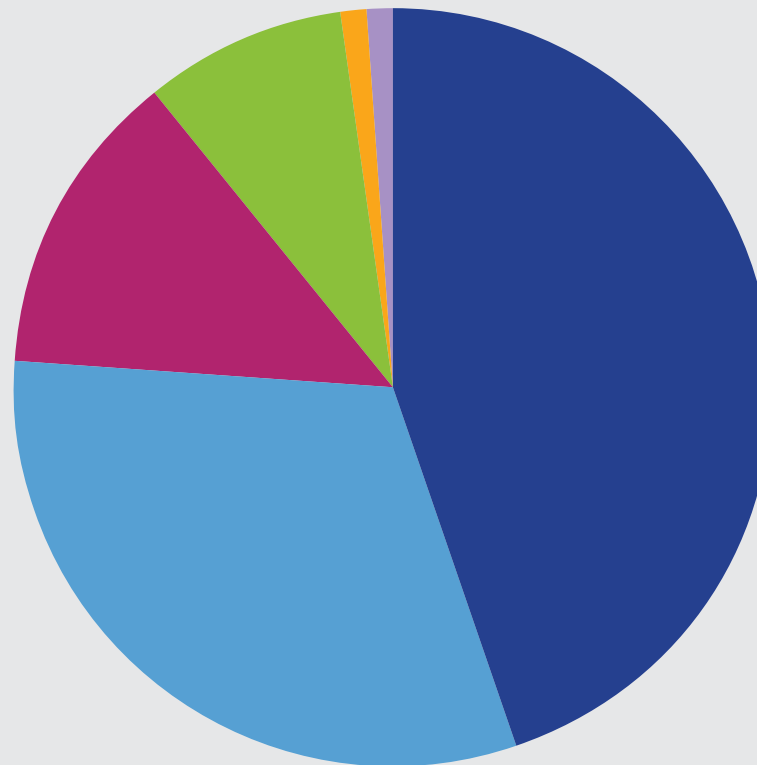
304

TOTAL INFORMATION-
ONLY TYPE REFERRALS

587

TOTAL SUBSTANCE-AFFECTED
INFANTS FOR WHOM A POSC
WAS DEVELOPED

SUBSTANCE AFFECTED INFANT NOTIFICATIONS
NOTIFICATIONS BY TYPE



- **535**
Medication-assisted treatment (Substance Use Disorder or Opioid Use Disorder)
- **376**
Illegal substance(s)
- **156**
Appropriate use of legally-prescribed medication (excluding SUD/OD treatment)
- **100**
Misuse/abuse of legal medication (prescribed or unprescribed)
- **16**
Unknown substance(s)
- **< 11**
Alcohol

NOTE: A single referral may contain more than one substance affected infant. POSC information is only available for GPS referrals which have valid findings for the substance exposure. A referral may have more than one notification type selected, so the total notification types will exceed the total number of referrals.



COUNTIES BY THE NUMBERS

The child welfare system in Pennsylvania is state-supervised and county-administered with both agencies having vital roles in the protection of children. DHS is responsible for assuring the availability and provision of public child welfare services, providing oversight and technical assistance to each CCYA, and establishing and enforcing policies and regulations that support the achievement of child welfare goals and outcomes. Additionally, DHS is responsible for the licensure of public and private child welfare agencies and the investigation of complaints received regarding these agencies.

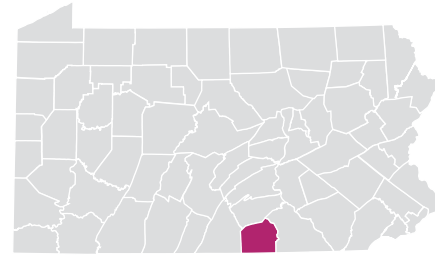
Each CCYA is responsible for administering a program of children and youth services to children and their families. The county children and youth program includes services designed to:

- Protect children from abuse and neglect and enable children to remain safely in their own homes and communities;
- Prevent dependency and delinquency of children and help them overcome problems that result in dependency and delinquency;
- Provide permanency and stability for children in their homes or in placement and preserve relationships and connections for children with their families and communities;
- Enhance the family's capacity to provide for their children's educational, physical, and behavioral health needs;
- Provide balanced attention to the protection of the community, the imposition of accountability for offenses, and the development of competencies to enable youth to become responsible and productive members of the community.

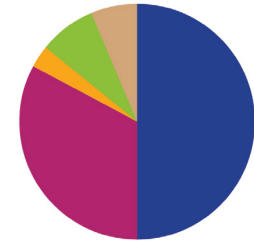
The following pages provide a snapshot of child abuse and neglect, and expenditures for investigations and assessments by county.

ADAMS COUNTY

RURAL // POPULATION • 102,627 / POPULATION UNDER 18 • 20,663



TYPES OF ALLEGATIONS SUBSTANTIATED REPORTS



64 TOTAL ALLEGATIONS

- **32** (50.0%) Sexual Abuse
- **21** (32.8%) Physical Abuse/Bodily Injury
- **2** (3.1%) Reasonable Likelihood of Bodily Injury
- **5** (7.8%) Serious Physical Neglect
- **4** (6.3%) Engaging in Per Se Acts
- **0** (0.0%) Likelihood of Sexual Abuse/Exploitation
- **0** (0.0%) Severe Form of Trafficking in Persons or Sex Trafficking
- **0** (0.0%) Serious Mental Injury
- **0** (0.0%) Munchausen Syndrome by Proxy/Medical Abuse

▲ NOTE: A report may have more than one allegation for each report; therefore, the total number of allegations will be greater than the total number of reports.

2021 REPORTS OF CHILD ABUSE

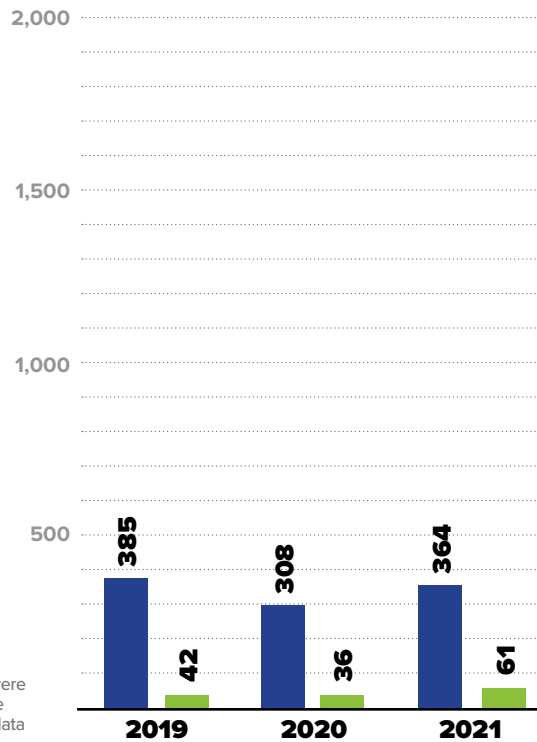
340

■ TOTAL REPORTS

59

■ SUBSTANTIATED REPORTS

▲ NOTE: CPS and GPS data reported were investigated and substantiated by the CCYA and may vary from statewide data which include both CCYA and OCYF Regional Office investigations.



▲ NOTE: Regional investigations which occurred in the county are included in these totals.

SUBSTANTIATED REPORTS BY SEX OF VICTIM

FEMALE

40

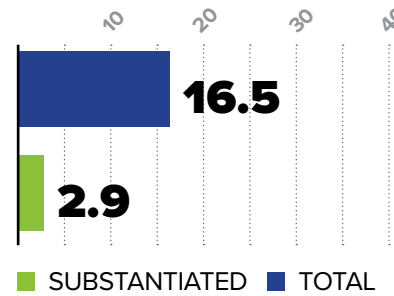
67.8%

MALE

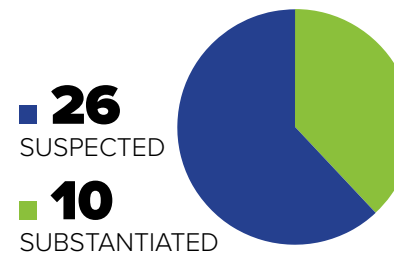
19

32.2%

CHILD ABUSE REPORTS PER 1,000 CHILDREN



CASES OF REPEAT ABUSE SUBSTANTIATED REPORTS



\$2,704,746

EXPENDITURES CHILD ABUSE INVESTIGATIONS AND GENERAL PROTECTIVE SERVICES ASSESSMENTS



2021 SUBSTANTIATED FATALITIES

0/58 MALE FEMALE

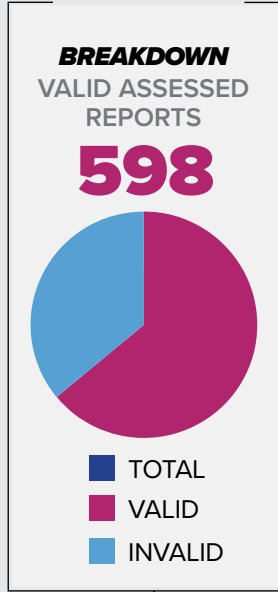
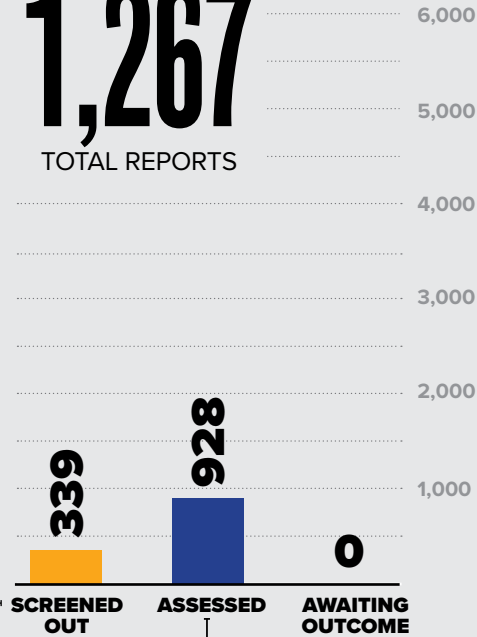
2021 SUBSTANTIATED NEAR FATALITIES

0/136 MALE FEMALE

2021 REPORTS OF GENERAL PROTECTIVE SERVICES

1,267

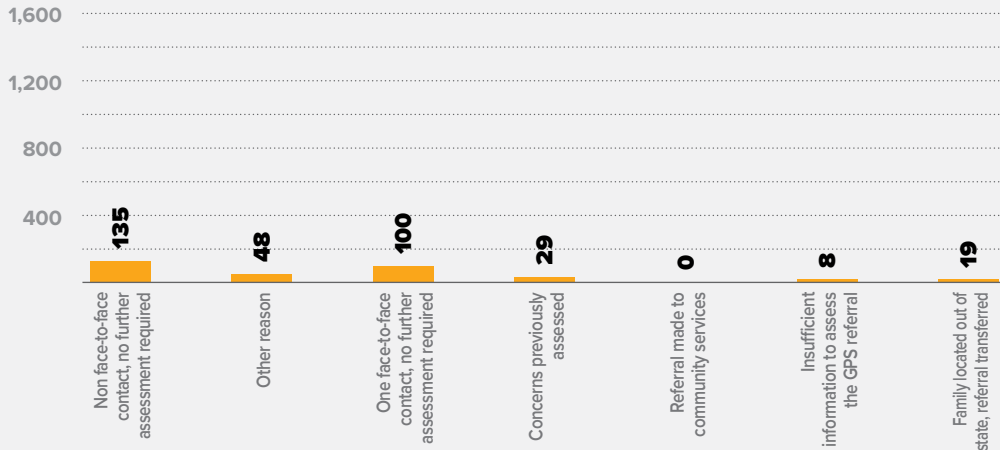
TOTAL REPORTS



NUMBER OF CHILDREN ASSESSED



BREAKDOWN REPORTS SCREENED OUT BY REASON

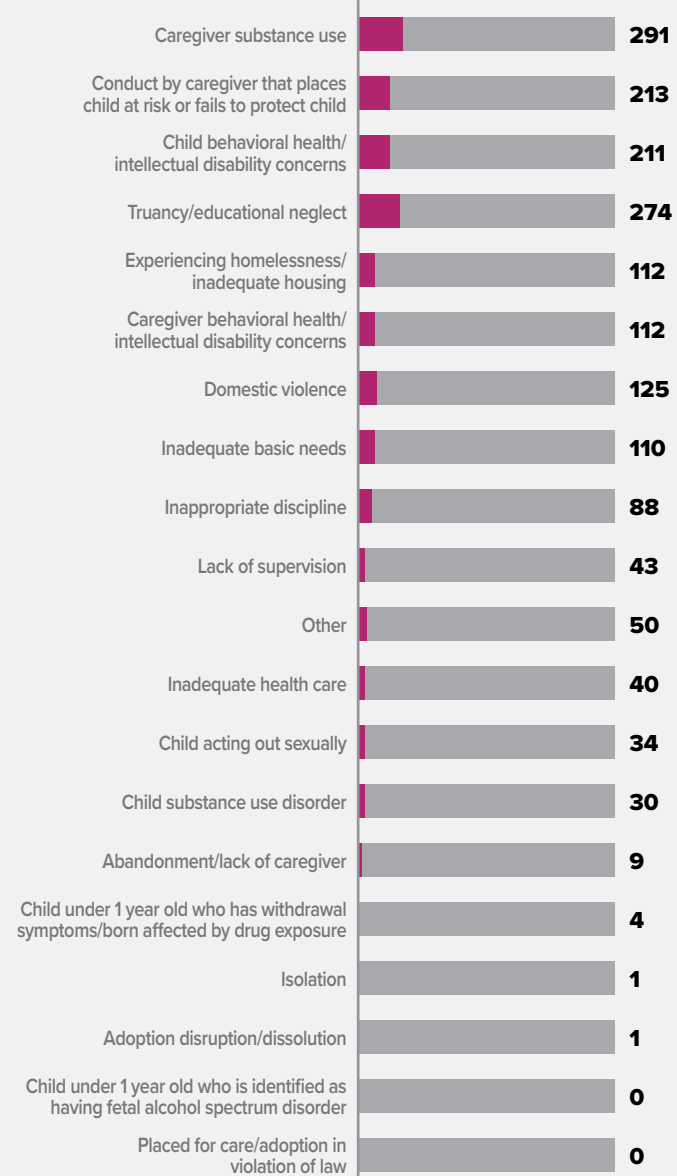


NOTE: Effective 10/3/2020, the screen out reasons were enhanced. This resulted in changes to some of the titles used for the Annual Report while other screen out reasons (*) were removed entirely.

VALID GPS CONCERNS BY TYPE

1,748

TOTAL CONCERNS



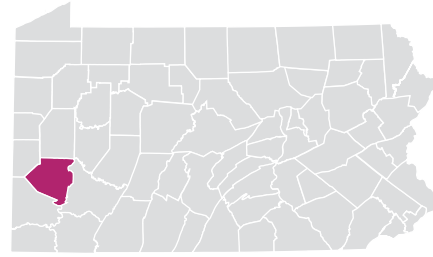
ADAMS COUNTY

NOTE: A report may have more than one concern for each report; therefore, the total number of concerns will be greater than the total number of reports. In some reports, more than one child was assessed with valid concerns; therefore, the number of children assessed exceeds the number of valid assessed reports.

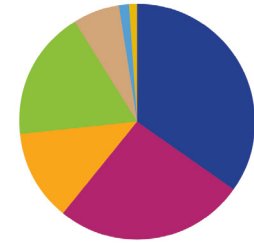


ALLEGHENY COUNTY

URBAN // POPULATION • 1,218,380 / POPULATION UNDER 18 • 228,296



TYPES OF ALLEGATIONS SUBSTANTIATED REPORTS



195 TOTAL ALLEGATIONS

- 68** (34.9%) Sexual Abuse
- 51** (26.2%) Physical Abuse/Bodily Injury
- 24** (12.3%) Reasonable Likelihood of Bodily Injury
- 35** (17.9%) Serious Physical Neglect
- 12** (6.2%) Engaging in Per Se Acts
- 3** (1.5%) Likelihood of Sexual Abuse/Exploitation
- 2** (1.0%) Severe Form of Trafficking in Persons or Sex Trafficking
- 0** (0.0%) Serious Mental Injury
- 0** (0.0%) Munchausen Syndrome by Proxy/Medical Abuse

▲ NOTE: A report may have more than one allegation for each report; therefore, the total number of allegations will be greater than the total number of reports.

2021 REPORTS OF CHILD ABUSE

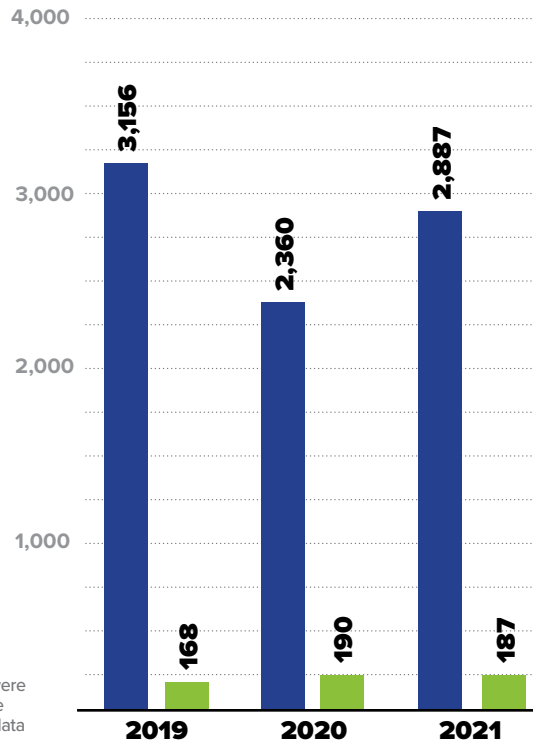
2,711

■ TOTAL REPORTS

181

■ SUBSTANTIATED REPORTS

▲ NOTE: CPS and GPS data reported were investigated and substantiated by the CCYA and may vary from statewide data which include both CCYA and OCFY Regional Office investigations.



▲ NOTE: Regional investigations which occurred in the county are included in these totals.

SUBSTANTIATED REPORTS BY SEX OF VICTIM

FEMALE

115

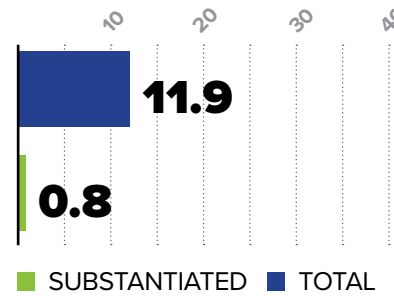
63.5%

MALE

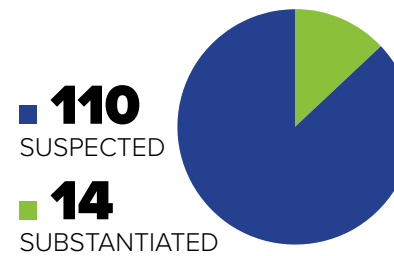
66

36.5%

CHILD ABUSE REPORTS PER 1,000 CHILDREN



CASES OF REPEAT ABUSE SUBSTANTIATED REPORTS



\$58,712,009

EXPENDITURES CHILD ABUSE INVESTIGATIONS AND GENERAL PROTECTIVE SERVICES ASSESSMENTS



2021 SUBSTANTIATED FATALITIES

7/58 MALE 4 FEMALE 3

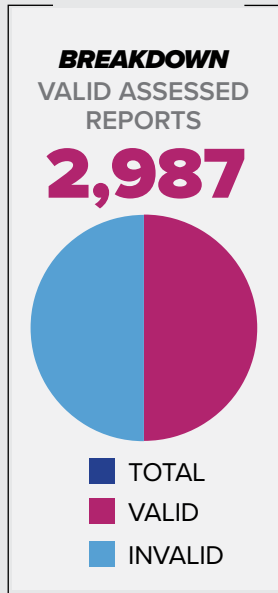
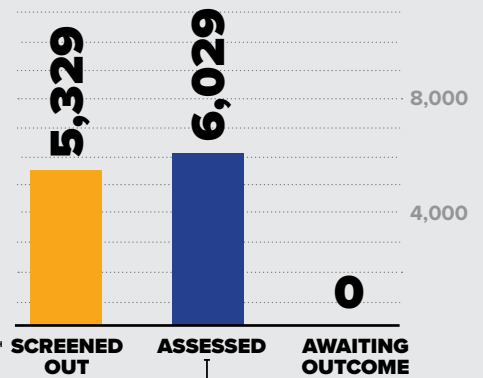
2021 SUBSTANTIATED NEAR FATALITIES

13/136 MALE 7 FEMALE 6

2021 REPORTS OF GENERAL PROTECTIVE SERVICES

11,358

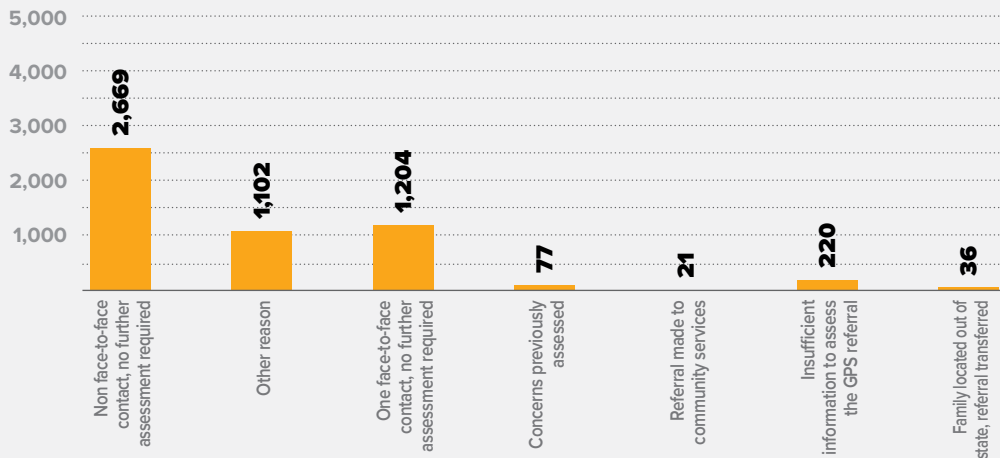
TOTAL REPORTS



NUMBER OF CHILDREN ASSESSED



BREAKDOWN REPORTS SCREENED OUT BY REASON

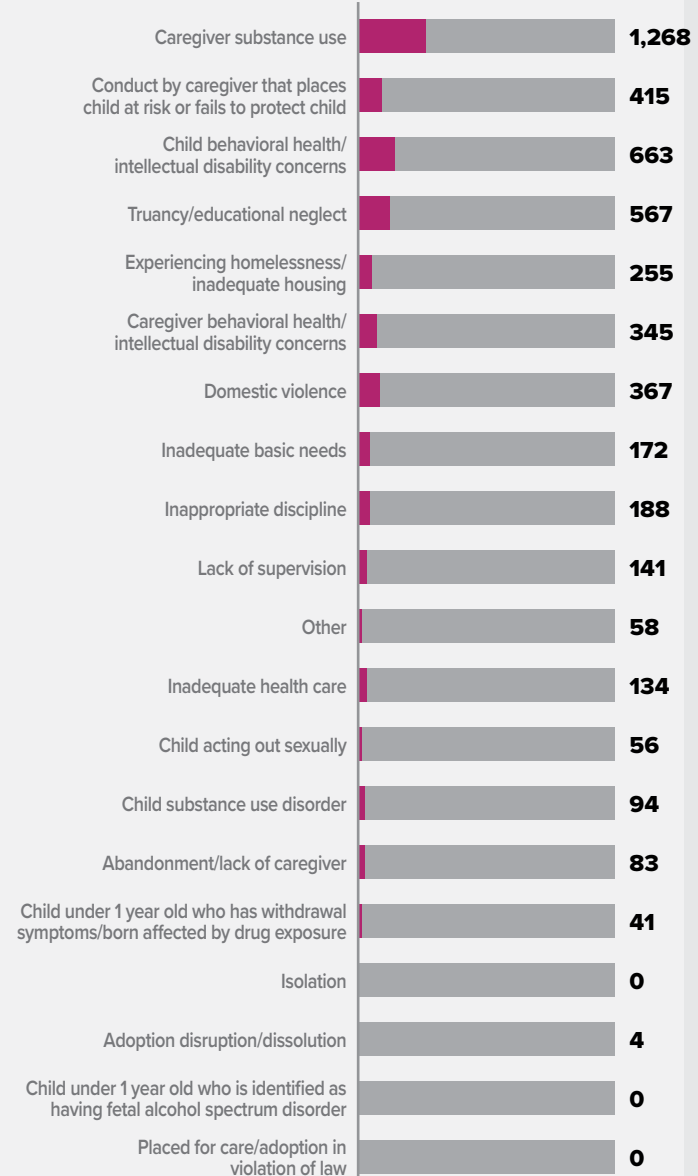


NOTE: Effective 10/3/2020, the screen out reasons were enhanced. This resulted in changes to some of the titles used for the Annual Report while other screen out reasons (*) were removed entirely.

VALID GPS CONCERNS BY TYPE

4,851

TOTAL CONCERNS



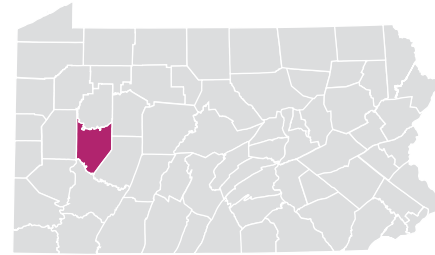
ALLEGHENY COUNTY

NOTE: A report may have more than one concern for each report; therefore, the total number of concerns will be greater than the total number of reports. In some reports, more than one child was assessed with valid concerns; therefore, the number of children assessed exceeds the number of valid assessed reports.

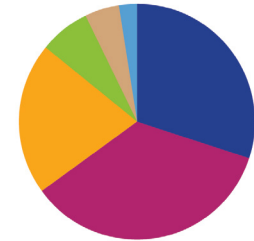


ARMSTRONG COUNTY

RURAL // POPULATION • 65,356 / POPULATION UNDER 18 • 12,516



TYPES OF ALLEGATIONS SUBSTANTIATED REPORTS



43 TOTAL ALLEGATIONS

- **13** (30.2%) Sexual Abuse
- **15** (34.9%) Physical Abuse/Bodily Injury
- **9** (20.9%) Reasonable Likelihood of Bodily Injury
- **3** (7.0%) Serious Physical Neglect
- **2** (4.7%) Engaging in Per Se Acts
- **1** (2.3%) Likelihood of Sexual Abuse/Exploitation
- **0** (0.0%) Severe Form of Trafficking in Persons or Sex Trafficking
- **0** (0.0%) Serious Mental Injury
- **0** (0.0%) Munchausen Syndrome by Proxy/Medical Abuse

▲ NOTE: A report may have more than one allegation for each report; therefore, the total number of allegations will be greater than the total number of reports.

2021 REPORTS OF CHILD ABUSE

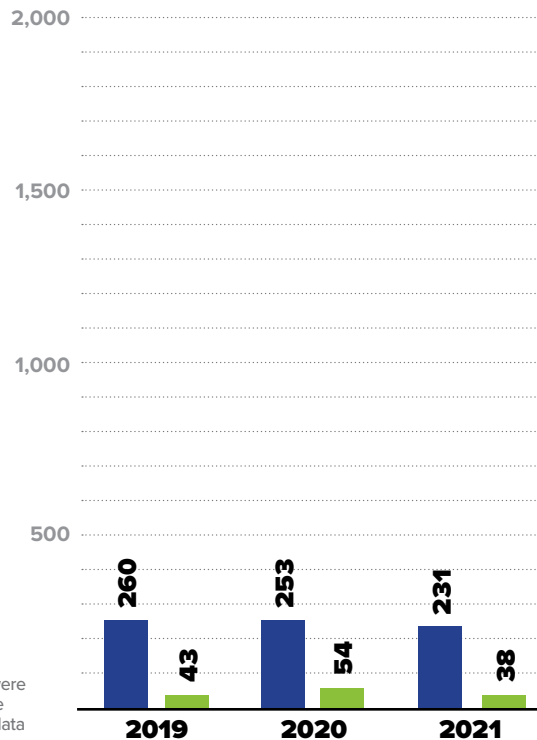
224

■ TOTAL REPORTS

37

■ SUBSTANTIATED REPORTS

▲ NOTE: CPS and GPS data reported were investigated and substantiated by the CCYA and may vary from statewide data which include both CCYA and OCFY Regional Office investigations.



▲ NOTE: Regional investigations which occurred in the county are included in these totals.

SUBSTANTIATED REPORTS BY SEX OF VICTIM

FEMALE

24

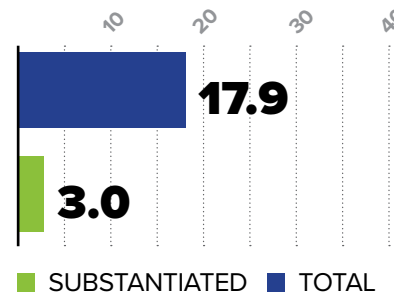
64.9%

MALE

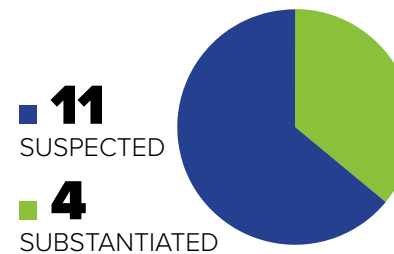
13

35.1%

CHILD ABUSE REPORTS PER 1,000 CHILDREN




CASES OF REPEAT ABUSE SUBSTANTIATED REPORTS



\$1,359,892

EXPENDITURES CHILD ABUSE INVESTIGATIONS AND GENERAL PROTECTIVE SERVICES ASSESSMENTS



2021 SUBSTANTIATED FATALITIES

1/58 MALE 0 FEMALE 1

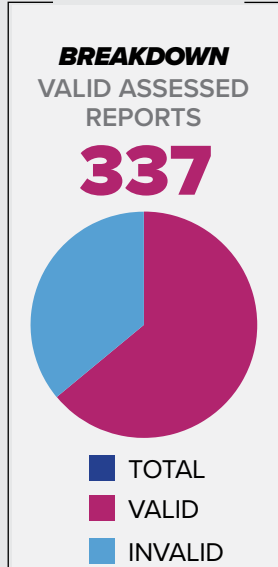
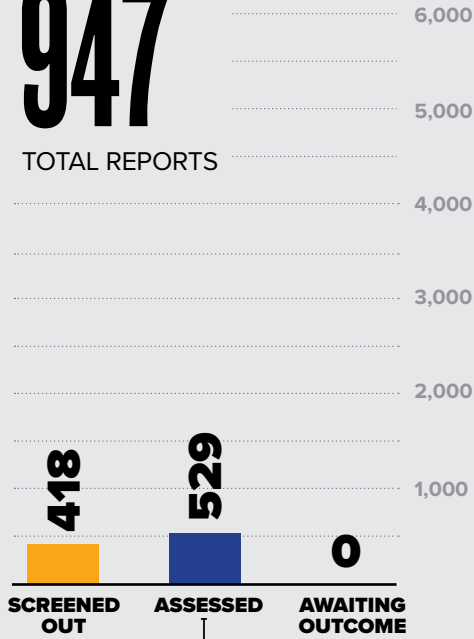
2021 SUBSTANTIATED NEAR FATALITIES

0/136 MALE 0 FEMALE 0

2021 REPORTS OF GENERAL PROTECTIVE SERVICES

947

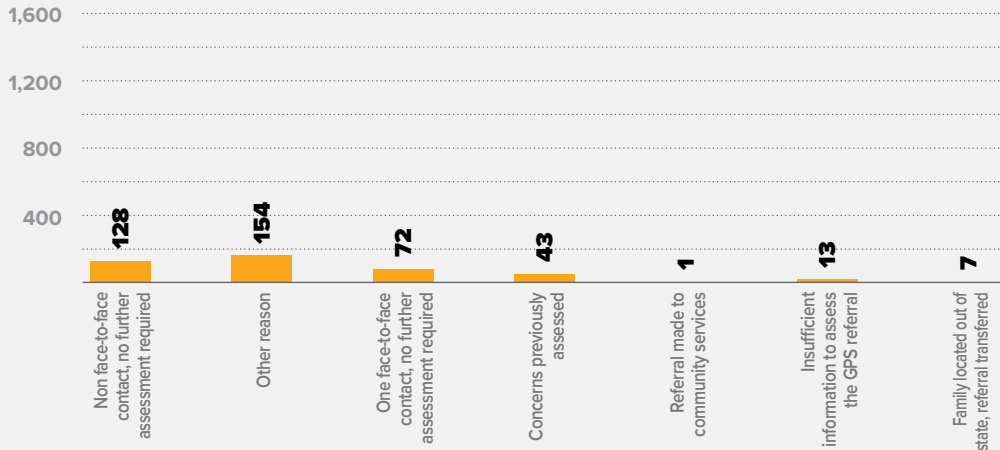
TOTAL REPORTS



NUMBER OF CHILDREN ASSESSED



BREAKDOWN REPORTS SCREENED OUT BY REASON

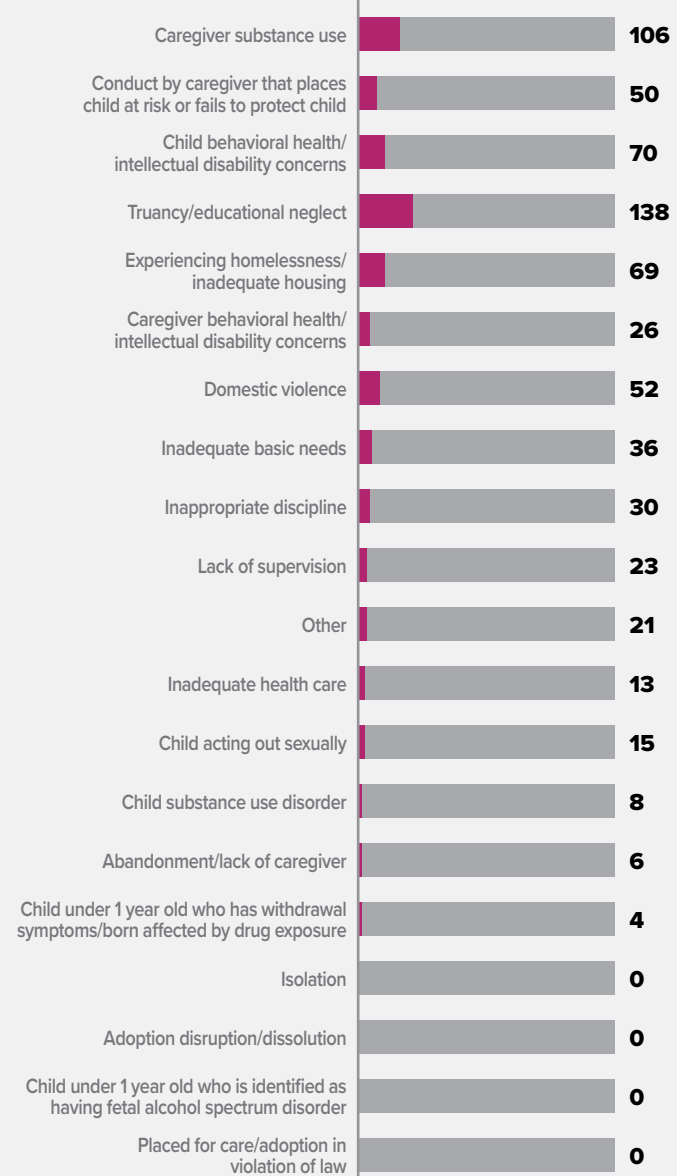


NOTE: Effective 10/3/2020, the screen out reasons were enhanced. This resulted in changes to some of the titles used for the Annual Report while other screen out reasons (*) were removed entirely.

VALID GPS CONCERNS BY TYPE

667

TOTAL CONCERNS



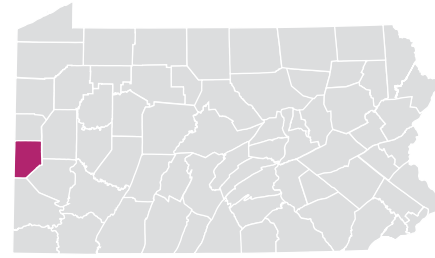
ARMSTRONG COUNTY

NOTE: A report may have more than one concern for each report; therefore, the total number of concerns will be greater than the total number of reports. In some reports, more than one child was assessed with valid concerns; therefore, the number of children assessed exceeds the number of valid assessed reports.

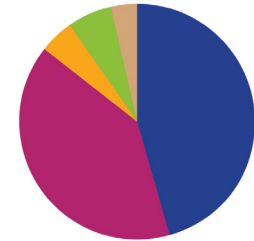


BEAVER COUNTY

URBAN // POPULATION • 164,781 / POPULATION UNDER 18 • 31,915



TYPES OF ALLEGATIONS SUBSTANTIATED REPORTS



83 TOTAL ALLEGATIONS

- 38** (45.8%) Sexual Abuse
- 33** (39.8%) Physical Abuse/Bodily Injury
- 4** (4.8%) Reasonable Likelihood of Bodily Injury
- 5** (6.0%) Serious Physical Neglect
- 3** (3.6%) Engaging in Per Se Acts
- 0** (0.0%) Likelihood of Sexual Abuse/Exploitation
- 0** (0.0%) Severe Form of Trafficking in Persons or Sex Trafficking
- 0** (0.0%) Serious Mental Injury
- 0** (0.0%) Munchausen Syndrome by Proxy/Medical Abuse

▲ NOTE: A report may have more than one allegation for each report; therefore, the total number of allegations will be greater than the total number of reports.

2021 REPORTS OF CHILD ABUSE

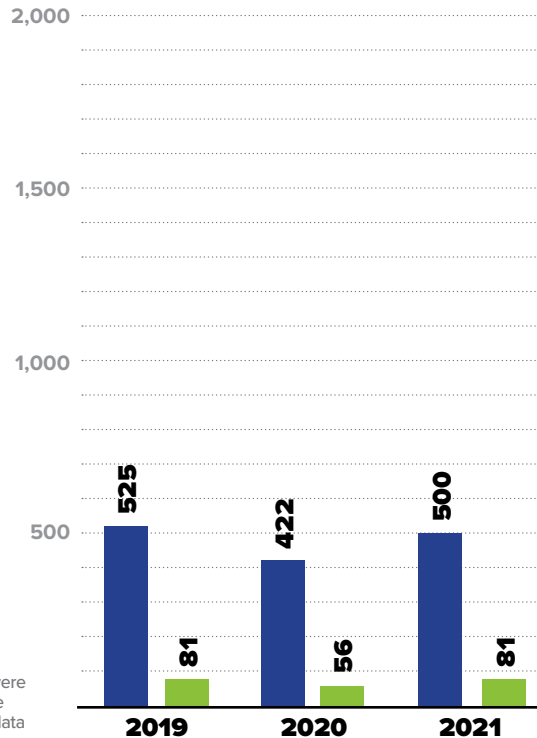
498

■ TOTAL REPORTS

81

■ SUBSTANTIATED REPORTS

▲ NOTE: CPS and GPS data reported were investigated and substantiated by the CCYA and may vary from statewide data which include both CCYA and OCFY Regional Office investigations.



▲ NOTE: Regional investigations which occurred in the county are included in these totals.

SUBSTANTIATED REPORTS BY SEX OF VICTIM

FEMALE

49

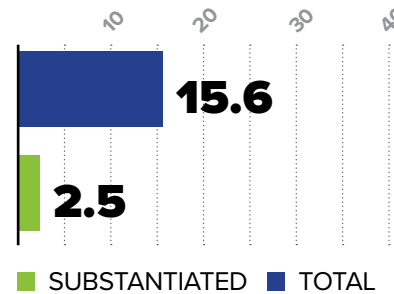
60.5%

MALE

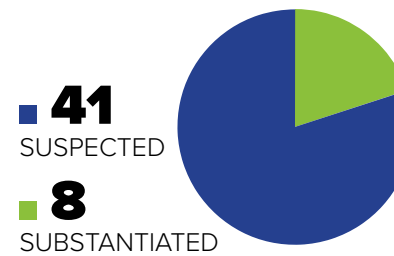
32

39.5%

CHILD ABUSE REPORTS PER 1,000 CHILDREN




CASES OF REPEAT ABUSE SUBSTANTIATED REPORTS



\$6,429,658

EXPENDITURES CHILD ABUSE INVESTIGATIONS AND GENERAL PROTECTIVE SERVICES ASSESSMENTS



2021 SUBSTANTIATED FATALITIES

3/58 MALE 1 FEMALE 2

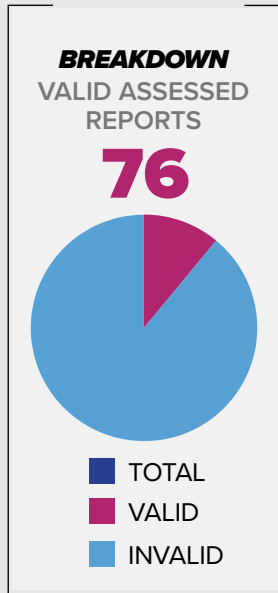
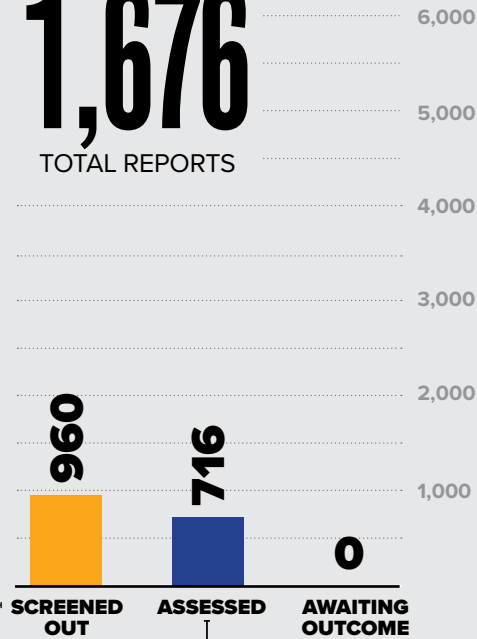
2021 SUBSTANTIATED NEAR FATALITIES

2/136 MALE 0 FEMALE 2

2021 REPORTS OF GENERAL PROTECTIVE SERVICES

1,676

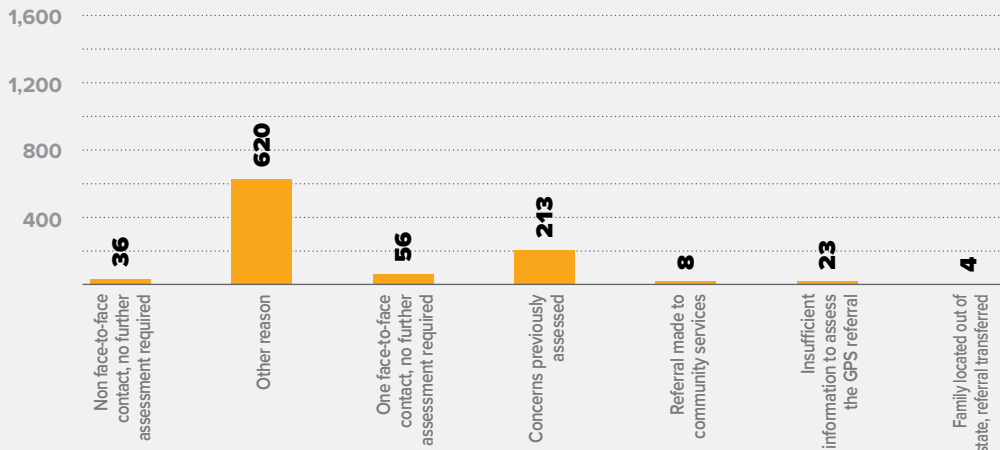
TOTAL REPORTS



NUMBER OF CHILDREN ASSESSED



BREAKDOWN REPORTS SCREENED OUT BY REASON

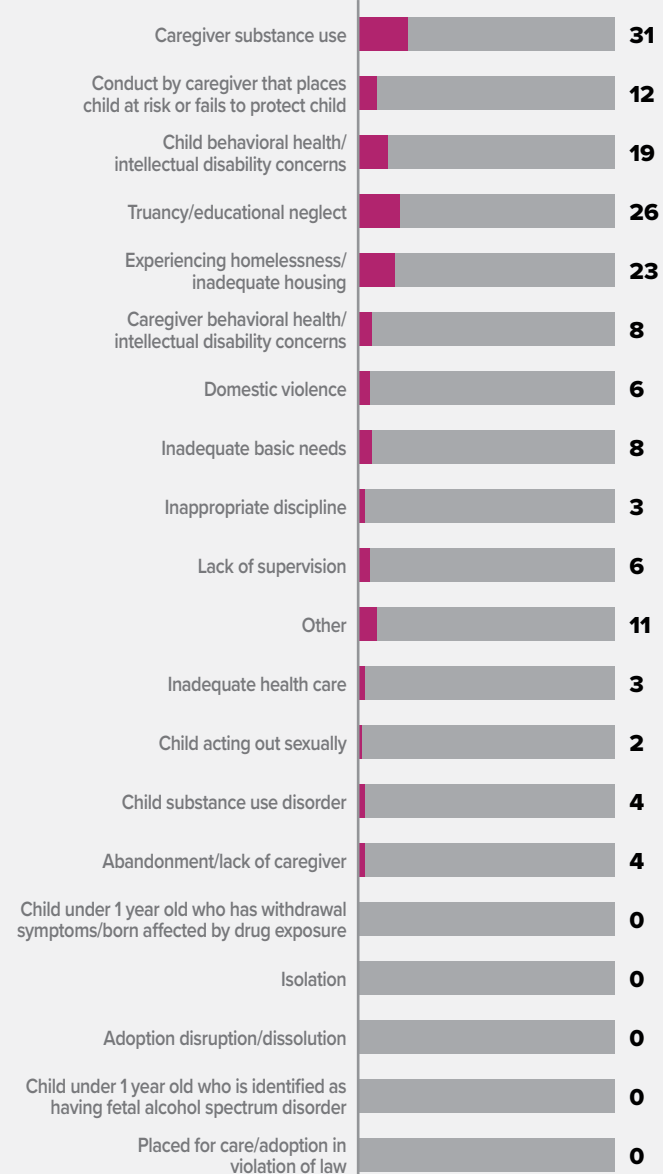


NOTE: Effective 10/3/2020, the screen out reasons were enhanced. This resulted in changes to some of the titles used for the Annual Report while other screen out reasons (*) were removed entirely.

VALID GPS CONCERNS BY TYPE

166

TOTAL CONCERNS



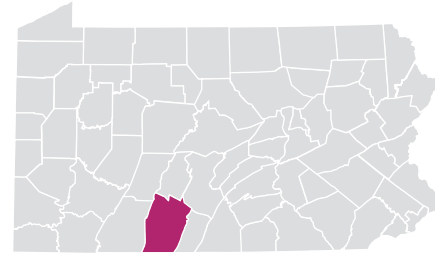
BEAVER COUNTY

NOTE: A report may have more than one concern for each report; therefore, the total number of concerns will be greater than the total number of reports. In some reports, more than one child was assessed with valid concerns; therefore, the number of children assessed exceeds the number of valid assessed reports.

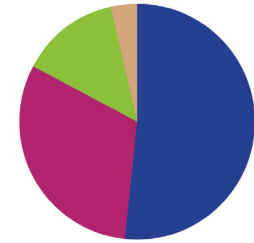


BEDFORD COUNTY

RURAL // POPULATION • 48,154 / POPULATION UNDER 18 • 9,386



TYPES OF ALLEGATIONS SUBSTANTIATED REPORTS



29 TOTAL ALLEGATIONS

- **15** (51.7%) Sexual Abuse
- **9** (31.0%) Physical Abuse/Bodily Injury
- **0** (0.0%) Reasonable Likelihood of Bodily Injury
- **4** (13.8%) Serious Physical Neglect
- **1** (3.4%) Engaging in Per Se Acts
- **0** (0.0%) Likelihood of Sexual Abuse/Exploitation
- **0** (0.0%) Severe Form of Trafficking in Persons or Sex Trafficking
- **0** (0.0%) Serious Mental Injury
- **0** (0.0%) Munchausen Syndrome by Proxy/Medical Abuse

▲ NOTE: A report may have more than one allegation for each report; therefore, the total number of allegations will be greater than the total number of reports.

2021 REPORTS OF CHILD ABUSE

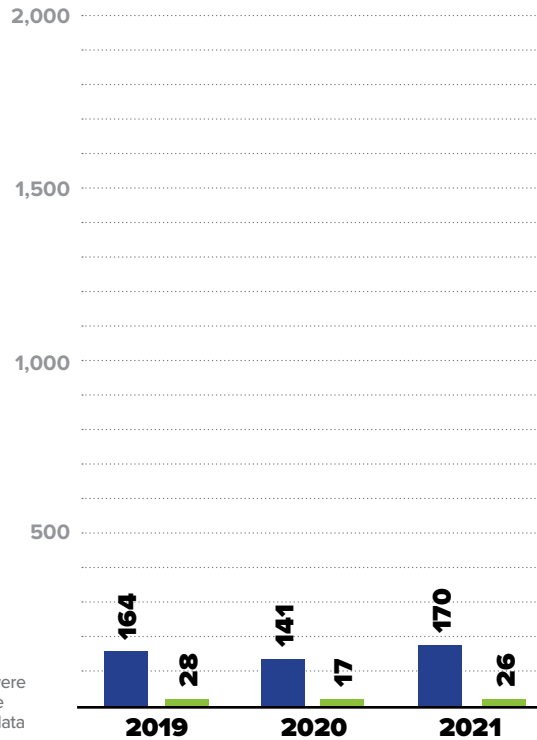
170

■ TOTAL REPORTS

26

■ SUBSTANTIATED REPORTS

▲ NOTE: CPS and GPS data reported were investigated and substantiated by the CCYA and may vary from statewide data which include both CCYA and OCFY Regional Office investigations.



▲ NOTE: Regional investigations which occurred in the county are included in these totals.

SUBSTANTIATED REPORTS BY SEX OF VICTIM

FEMALE

21

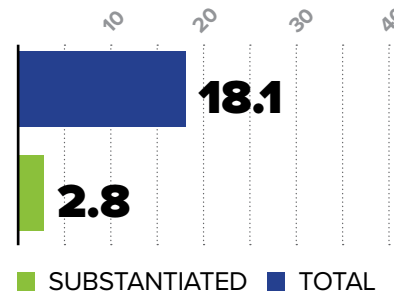
80.8%

MALE

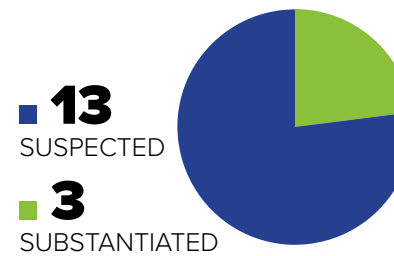
5

19.2%

CHILD ABUSE REPORTS PER 1,000 CHILDREN



CASES OF REPEAT ABUSE SUBSTANTIATED REPORTS



\$511,281

EXPENDITURES CHILD ABUSE INVESTIGATIONS AND GENERAL PROTECTIVE SERVICES ASSESSMENTS



2021 SUBSTANTIATED FATALITIES

1/58 MALE 0 FEMALE 1

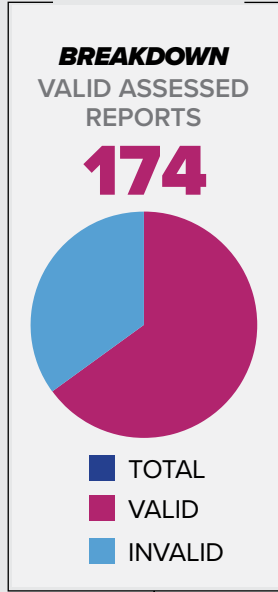
2021 SUBSTANTIATED NEAR FATALITIES

2/136 MALE 2 FEMALE 0

2021 REPORTS OF GENERAL PROTECTIVE SERVICES

551

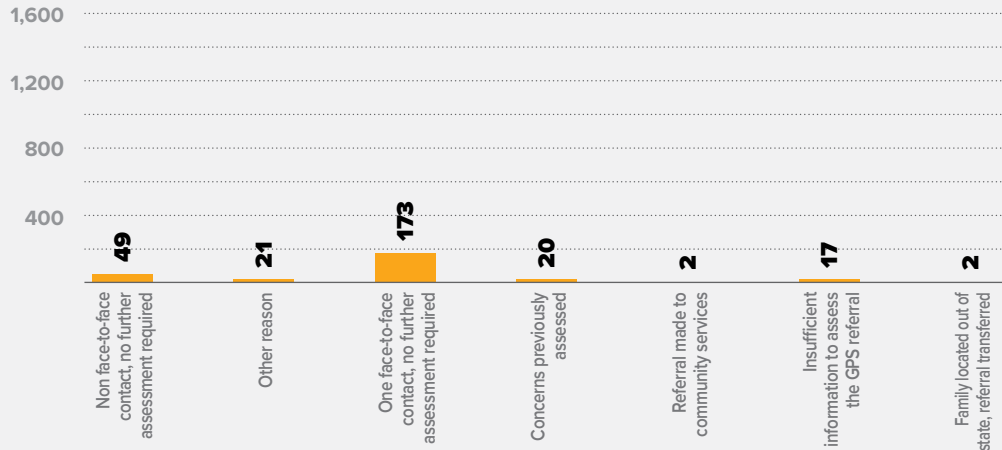
TOTAL REPORTS



NUMBER OF CHILDREN ASSESSED



BREAKDOWN REPORTS SCREENED OUT BY REASON

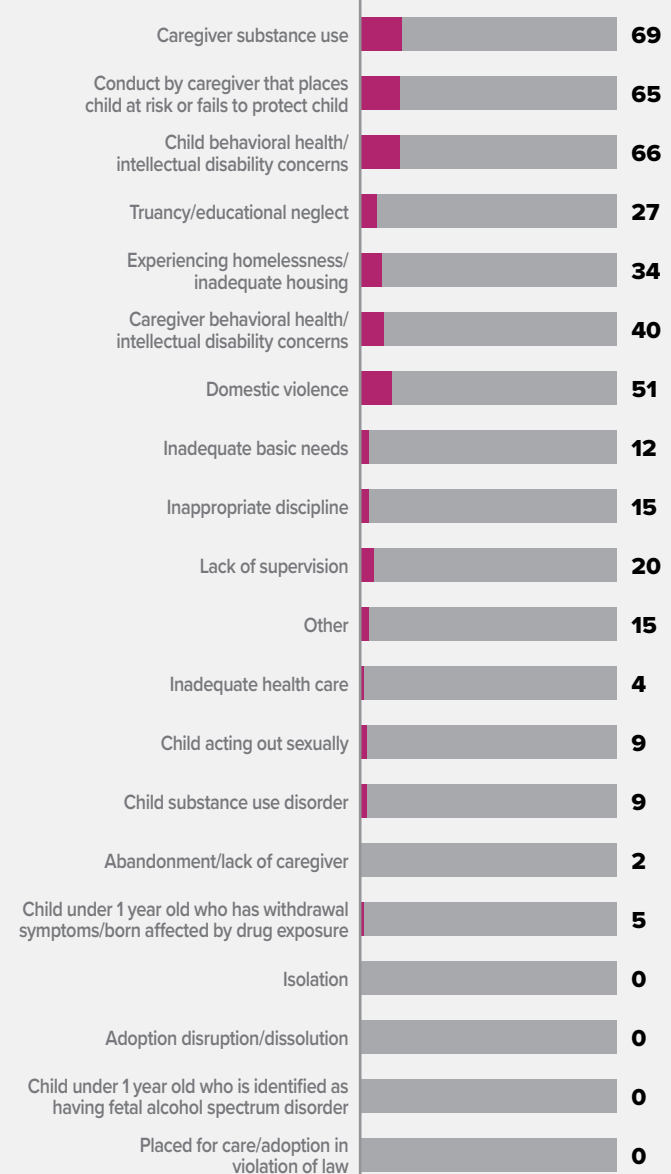


NOTE: Effective 10/3/2020, the screen out reasons were enhanced. This resulted in changes to some of the titles used for the Annual Report while other screen out reasons (*) were removed entirely.

VALID GPS CONCERNS BY TYPE

443

TOTAL CONCERNS



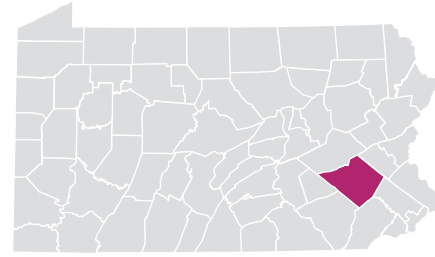
BEDFORD COUNTY

NOTE: A report may have more than one concern for each report; therefore, the total number of concerns will be greater than the total number of reports. In some reports, more than one child was assessed with valid concerns; therefore, the number of children assessed exceeds the number of valid assessed reports.

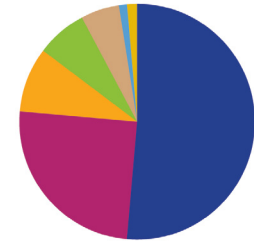


BERKS COUNTY

URBAN // POPULATION • 419,062 / POPULATION UNDER 18 • 93,714



TYPES OF ALLEGATIONS SUBSTANTIATED REPORTS



171 TOTAL ALLEGATIONS

- 88** (51.5%) Sexual Abuse
- 43** (25.1%) Physical Abuse/Bodily Injury
- 15** (8.8%) Reasonable Likelihood of Bodily Injury
- 12** (7.0%) Serious Physical Neglect
- 9** (5.3%) Engaging in Per Se Acts
- 2** (1.2%) Likelihood of Sexual Abuse/Exploitation
- 2** (1.2%) Severe Form of Trafficking in Persons or Sex Trafficking
- 0** (0.0%) Serious Mental Injury
- 0** (0.0%) Munchausen Syndrome by Proxy/Medical Abuse

▲ NOTE: A report may have more than one allegation for each report; therefore, the total number of allegations will be greater than the total number of reports.

2021 REPORTS OF CHILD ABUSE

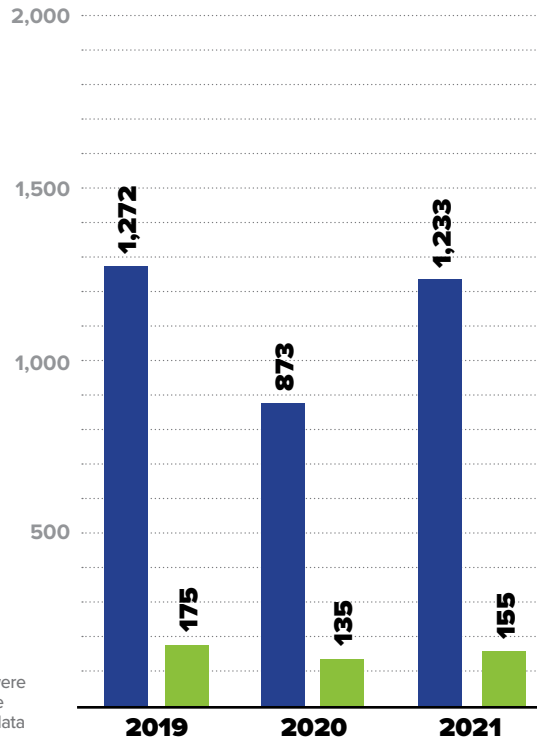
1,184

■ TOTAL REPORTS

154

■ SUBSTANTIATED REPORTS

▲ NOTE: CPS and GPS data reported were investigated and substantiated by the CCYA and may vary from statewide data which include both CCYA and OCFY Regional Office investigations.



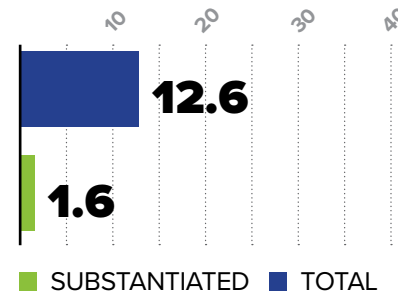
▲ NOTE: Regional investigations which occurred in the county are included in these totals.

SUBSTANTIATED REPORTS BY SEX OF VICTIM

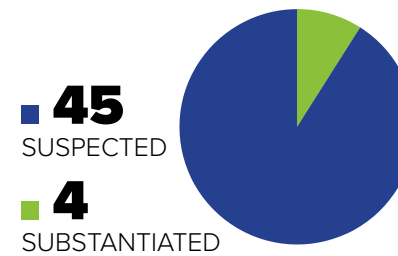
FEMALE
102
66.2%

MALE
52
33.8%

CHILD ABUSE REPORTS PER 1,000 CHILDREN



CASES OF REPEAT ABUSE SUBSTANTIATED REPORTS



\$3,983,594

EXPENDITURES CHILD ABUSE INVESTIGATIONS AND GENERAL PROTECTIVE SERVICES ASSESSMENTS



2021 SUBSTANTIATED FATALITIES

3/58 ▶ MALE **2** FEMALE **1**

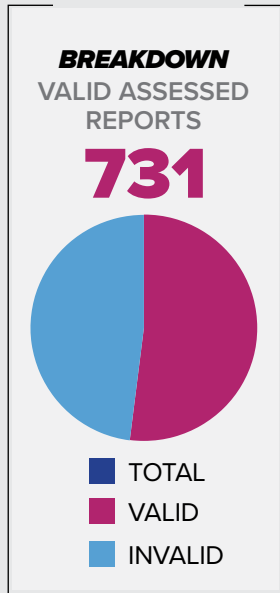
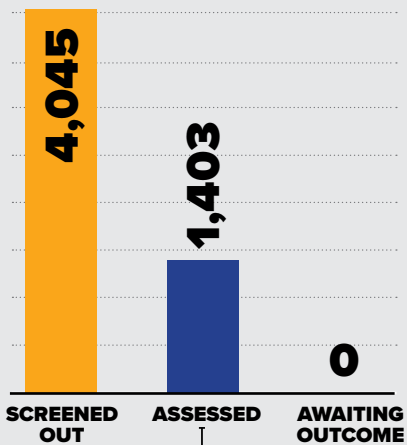
2021 SUBSTANTIATED NEAR FATALITIES

4/136 ▶ MALE **3** FEMALE **1**

2021 REPORTS OF GENERAL PROTECTIVE SERVICES

5,448

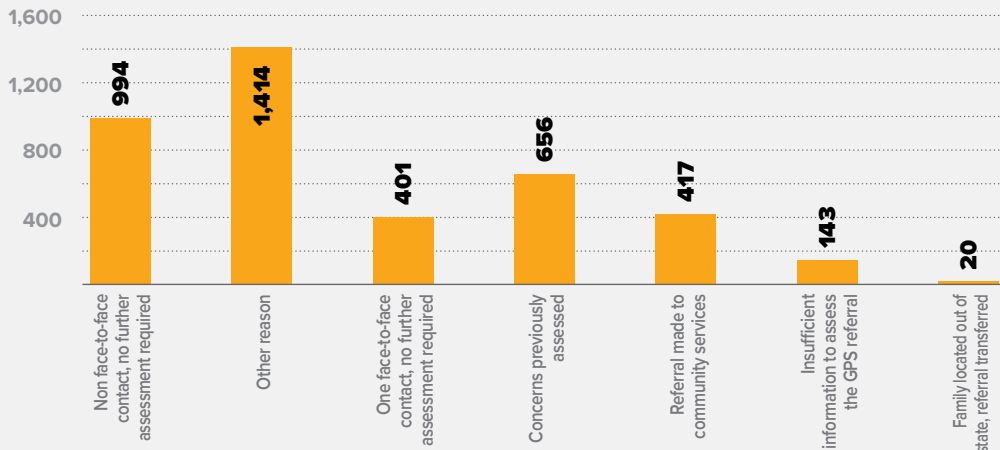
TOTAL REPORTS



NUMBER OF CHILDREN ASSESSED



BREAKDOWN REPORTS SCREENED OUT BY REASON

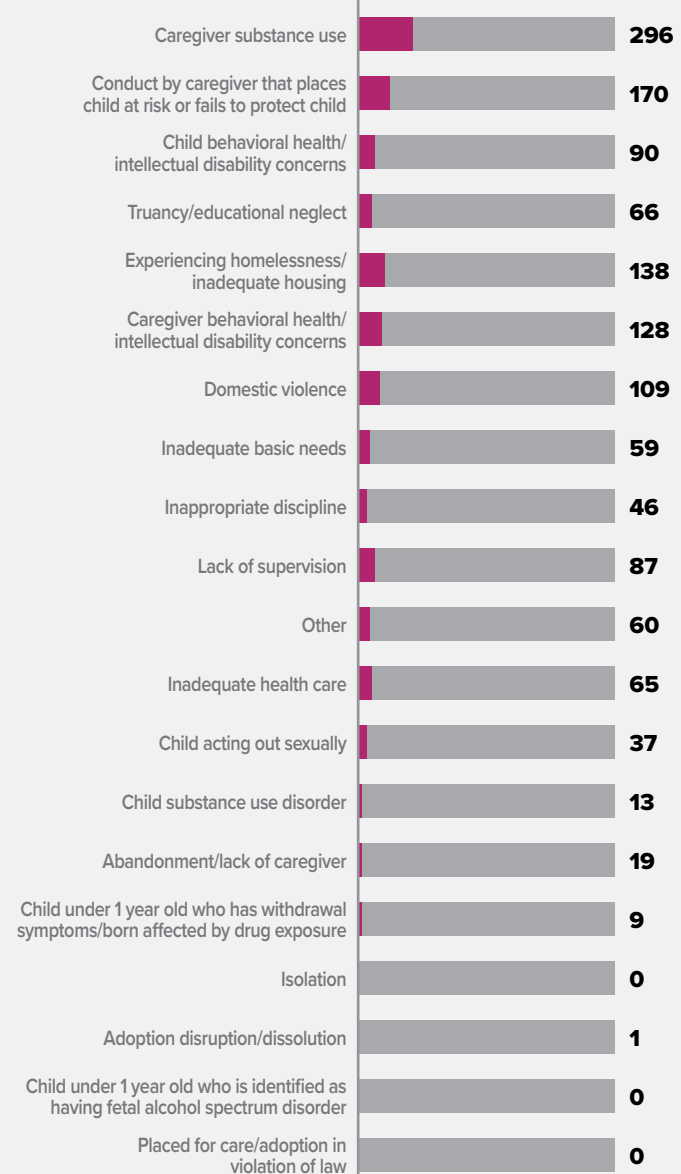


NOTE: Effective 10/3/2020, the screen out reasons were enhanced. This resulted in changes to some of the titles used for the Annual Report while other screen out reasons (*) were removed entirely.

VALID GPS CONCERNS BY TYPE

1,393

TOTAL CONCERNS

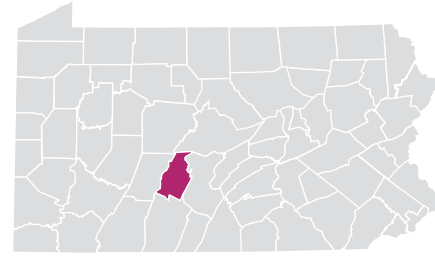


BERKS COUNTY

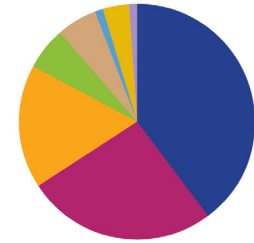
NOTE: A report may have more than one concern for each report; therefore, the total number of concerns will be greater than the total number of reports. In some reports, more than one child was assessed with valid concerns; therefore, the number of children assessed exceeds the number of valid assessed reports.

BLAIR COUNTY

RURAL // POPULATION • 122,495 / POPULATION UNDER 18 • 24,920



TYPES OF ALLEGATIONS SUBSTANTIATED REPORTS



88 TOTAL ALLEGATIONS

- 35** (39.8%) Sexual Abuse
- 23** (26.1%) Physical Abuse/Bodily Injury
- 15** (17.0%) Reasonable Likelihood of Bodily Injury
- 5** (5.7%) Serious Physical Neglect
- 5** (5.7%) Engaging in Per Se Acts
- 1** (1.1%) Likelihood of Sexual Abuse/Exploitation
- 3** (3.4%) Severe Form of Trafficking in Persons or Sex Trafficking
- 1** (1.1%) Serious Mental Injury
- 0** (0.0%) Munchausen Syndrome by Proxy/Medical Abuse

▲ NOTE: A report may have more than one allegation for each report; therefore, the total number of allegations will be greater than the total number of reports.

2021 REPORTS OF CHILD ABUSE

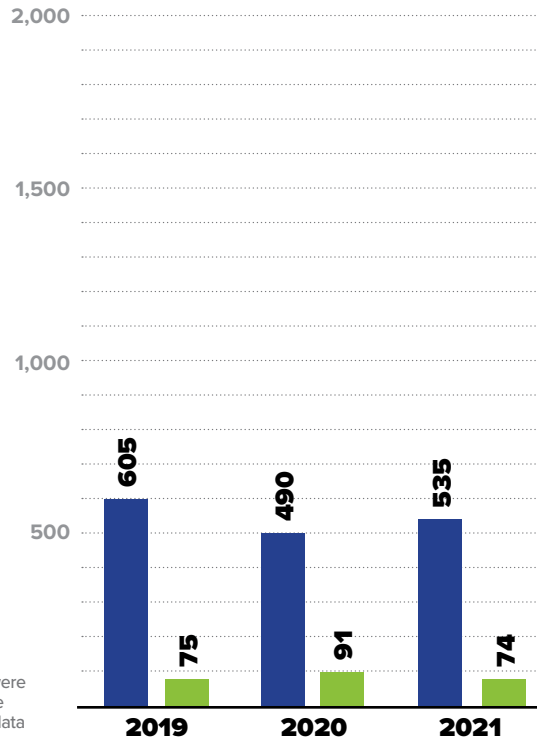
530

■ TOTAL REPORTS

74

■ SUBSTANTIATED REPORTS

▲ NOTE: CPS and GPS data reported were investigated and substantiated by the CCYA and may vary from statewide data which include both CCYA and OCFY Regional Office investigations.



▲ NOTE: Regional investigations which occurred in the county are included in these totals.

STANTIATED
REPORTS
BY SEX OF
VICTIM

FEMALE

53

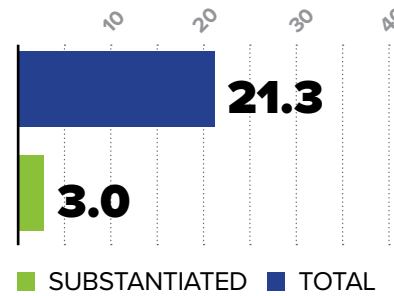
71.6%

MALE

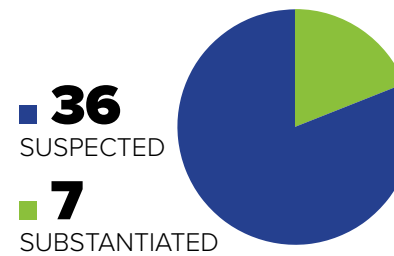
21

28.4%

CHILD ABUSE REPORTS PER 1,000 CHILDREN



CASES OF REPEAT ABUSE SUBSTANTIATED REPORTS



\$1,284,437

EXPENDITURES CHILD ABUSE INVESTIGATIONS AND GENERAL PROTECTIVE SERVICES ASSESSMENTS



2021 SUBSTANTIATED FATALITIES

0/58 MALE 0 FEMALE 0

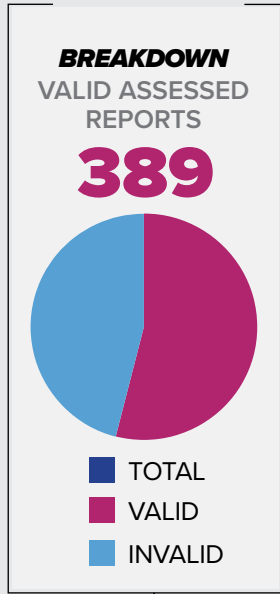
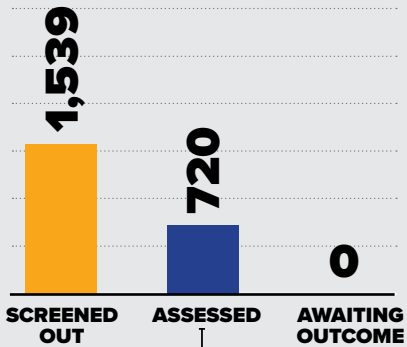
2021 SUBSTANTIATED NEAR FATALITIES

2/136 MALE 1 FEMALE 1

2021 REPORTS OF GENERAL PROTECTIVE SERVICES

2,259

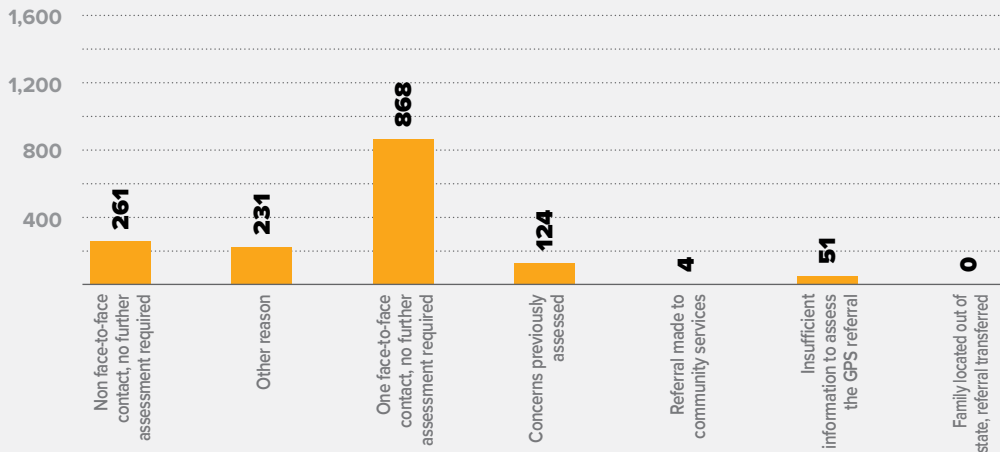
TOTAL REPORTS



NUMBER OF CHILDREN ASSESSED



BREAKDOWN REPORTS SCREENED OUT BY REASON

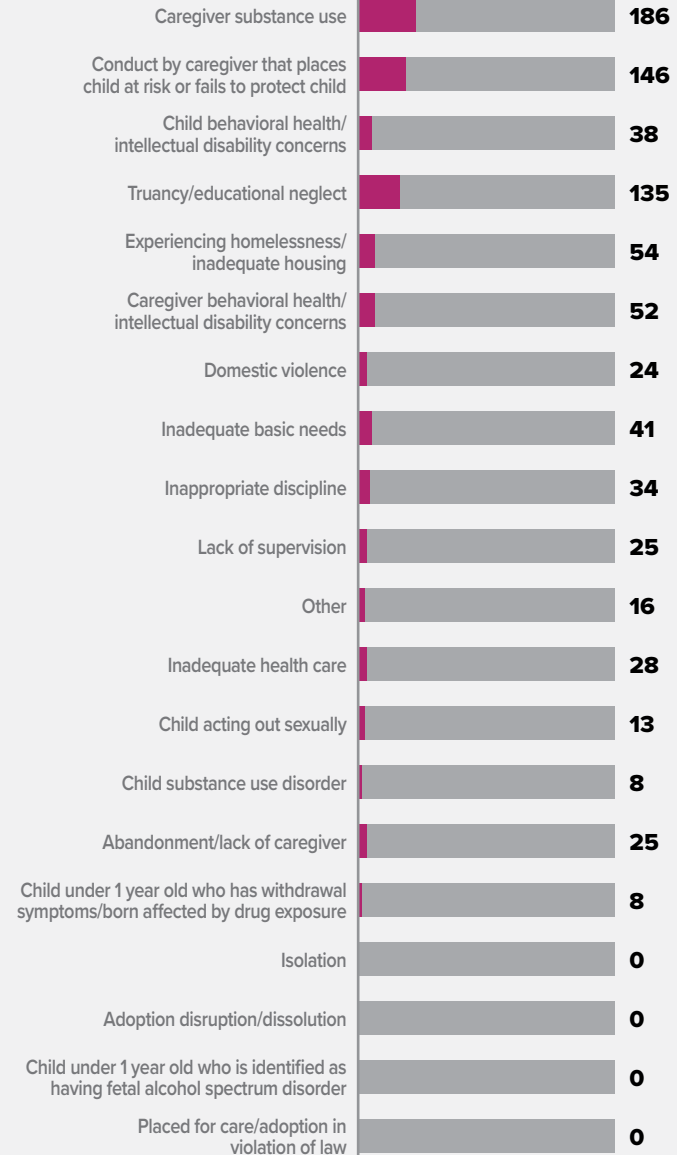


NOTE: Effective 10/3/2020, the screen out reasons were enhanced. This resulted in changes to some of the titles used for the Annual Report while other screen out reasons (*) were removed entirely.

VALID GPS CONCERNS BY TYPE

833

TOTAL CONCERNS

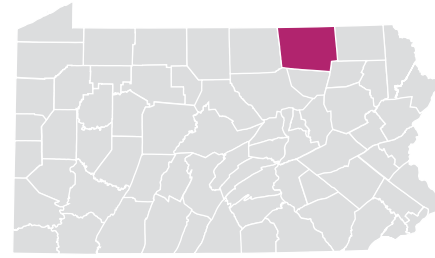


BLAIR COUNTY

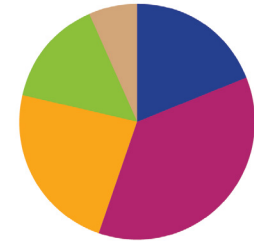
NOTE: A report may have more than one concern for each report; therefore, the total number of concerns will be greater than the total number of reports. In some reports, more than one child was assessed with valid concerns; therefore, the number of children assessed exceeds the number of valid assessed reports.

BRADFORD COUNTY

RURAL // POPULATION • 60,721 / POPULATION UNDER 18 • 13,358



TYPES OF ALLEGATIONS SUBSTANTIATED REPORTS



47 TOTAL ALLEGATIONS

- **9** (19.1%) Sexual Abuse
- **17** (36.2%) Physical Abuse/Bodily Injury
- **11** (23.4%) Reasonable Likelihood of Bodily Injury
- **7** (14.9%) Serious Physical Neglect
- **3** (6.4%) Engaging in Per Se Acts
- **0** (0.0%) Likelihood of Sexual Abuse/Exploitation
- **0** (0.0%) Severe Form of Trafficking in Persons or Sex Trafficking
- **0** (0.0%) Serious Mental Injury
- **0** (0.0%) Munchausen Syndrome by Proxy/Medical Abuse

▲ NOTE: A report may have more than one allegation for each report; therefore, the total number of allegations will be greater than the total number of reports.

2021 REPORTS OF CHILD ABUSE

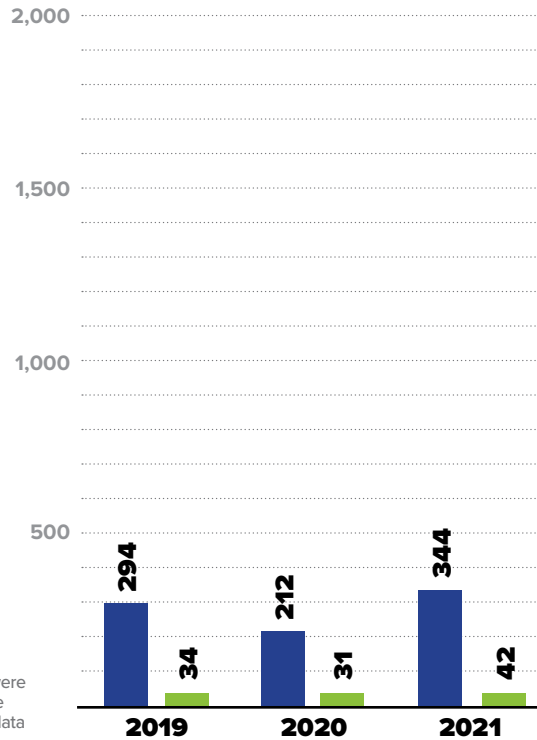
342

■ TOTAL REPORTS

42

■ SUBSTANTIATED REPORTS

▲ NOTE: CPS and GPS data reported were investigated and substantiated by the CCYA and may vary from statewide data which include both CCYA and OCFY Regional Office investigations.



▲ NOTE: Regional investigations which occurred in the county are included in these totals.

SUBSTANTIATED REPORTS BY SEX OF VICTIM

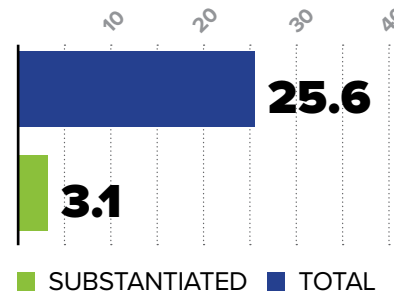
FEMALE

17
40.5%

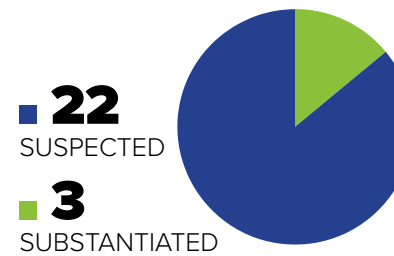
MALE

25
59.5%

CHILD ABUSE REPORTS PER 1,000 CHILDREN



CASES OF REPEAT ABUSE SUBSTANTIATED REPORTS



\$1,479,912

EXPENDITURES CHILD ABUSE INVESTIGATIONS AND GENERAL PROTECTIVE SERVICES ASSESSMENTS



2021 SUBSTANTIATED FATALITIES

0/58 MALE 0 FEMALE 0

2021 SUBSTANTIATED NEAR FATALITIES

1/136 MALE 0 FEMALE 1

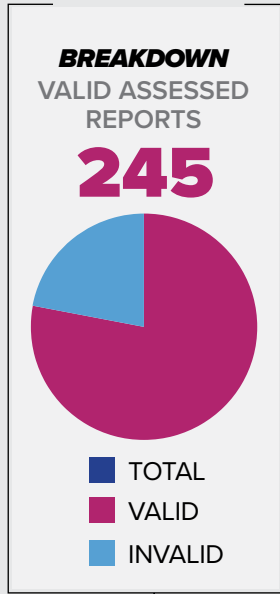
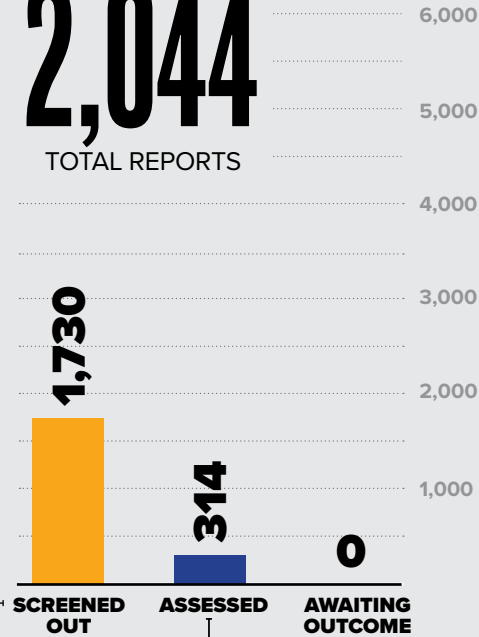


NOTE: A report may have more than one concern for each report; therefore, the total number of concerns will be greater than the total number of reports. In some reports, more than one child was assessed with valid concerns; therefore, the number of children assessed exceeds the number of valid assessed reports.

2021 REPORTS OF GENERAL PROTECTIVE SERVICES

2,044

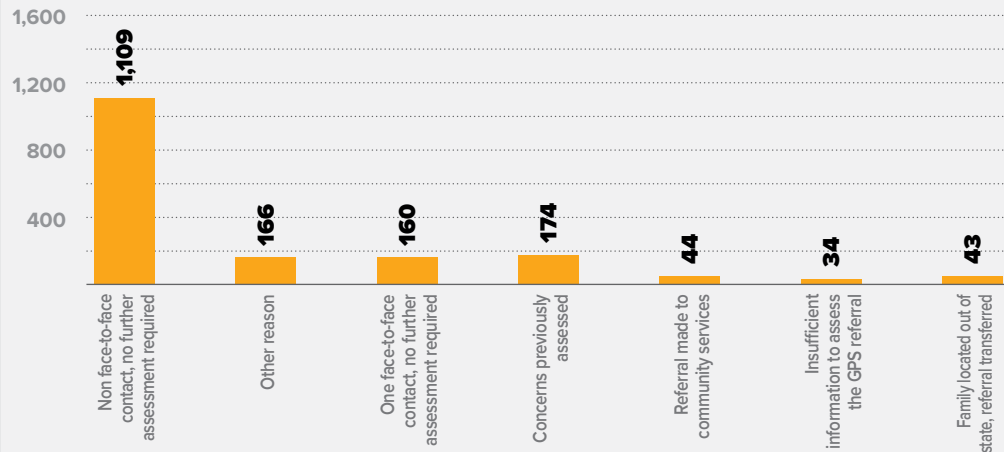
TOTAL REPORTS



NUMBER OF CHILDREN ASSESSED



BREAKDOWN REPORTS SCREENED OUT BY REASON



NOTE: Effective 10/3/2020, the screen out reasons were enhanced. This resulted in changes to some of the titles used for the Annual Report while other screen out reasons (*) were removed entirely.

VALID GPS CONCERNS BY TYPE

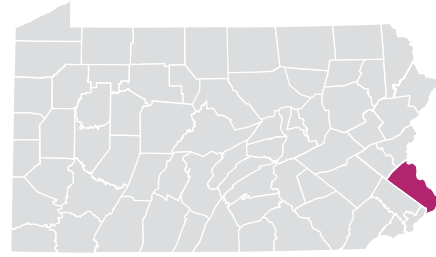
962

TOTAL CONCERNS

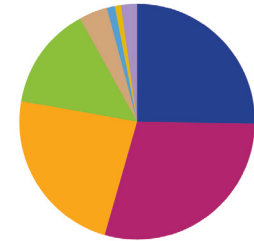


BUCKS COUNTY

URBAN // POPULATION • 627,668 / POPULATION UNDER 18 • 128,008



TYPES OF ALLEGATIONS SUBSTANTIATED REPORTS



99 TOTAL ALLEGATIONS

- 25** (25.3%) Sexual Abuse
- 29** (29.3%) Physical Abuse/Bodily Injury
- 23** (23.2%) Reasonable Likelihood of Bodily Injury
- 14** (14.1%) Serious Physical Neglect
- 4** (4.0%) Engaging in Per Se Acts
- 1** (1.0%) Likelihood of Sexual Abuse/Exploitation
- 1** (1.0%) Severe Form of Trafficking in Persons or Sex Trafficking
- 2** (2.0%) Serious Mental Injury
- 0** (0.0%) Munchausen Syndrome by Proxy/Medical Abuse

▲ NOTE: A report may have more than one allegation for each report; therefore, the total number of allegations will be greater than the total number of reports.

2021 REPORTS OF CHILD ABUSE

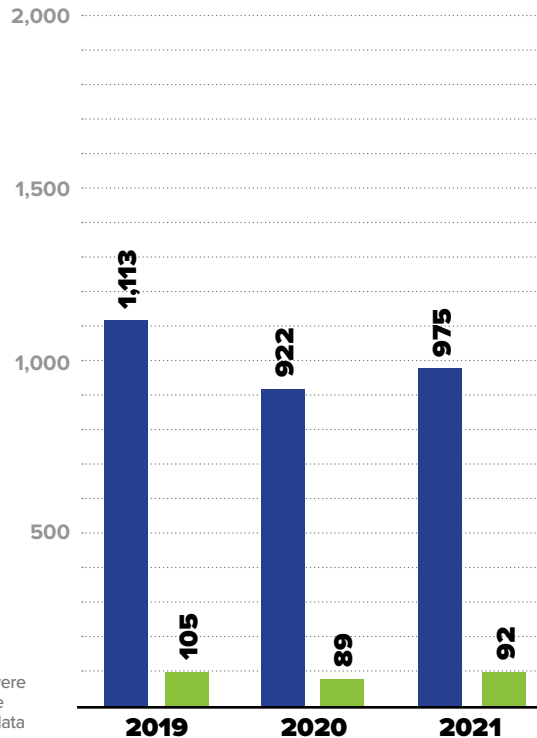
938

■ TOTAL REPORTS

90

■ SUBSTANTIATED REPORTS

▲ NOTE: CPS and GPS data reported were investigated and substantiated by the CCYA and may vary from statewide data which include both CCYA and OCFY Regional Office investigations.



▲ NOTE: Regional investigations which occurred in the county are included in these totals.

SUBSTANTIATED REPORTS BY SEX OF VICTIM

FEMALE

51

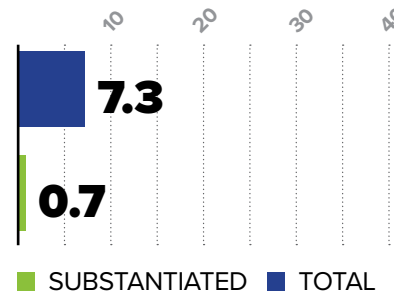
56.7%

MALE

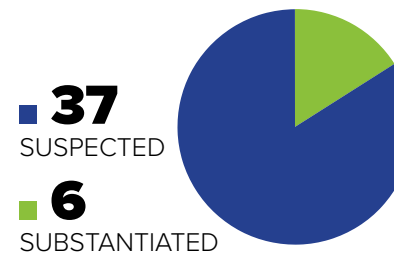
39

43.3%

CHILD ABUSE REPORTS PER 1,000 CHILDREN



CASES OF REPEAT ABUSE SUBSTANTIATED REPORTS



\$12,265,501

EXPENDITURES CHILD ABUSE INVESTIGATIONS AND GENERAL PROTECTIVE SERVICES ASSESSMENTS



2021 SUBSTANTIATED FATALITIES

1/58 MALE 0 FEMALE 1

2021 SUBSTANTIATED NEAR FATALITIES

1/136 MALE 1 FEMALE 0

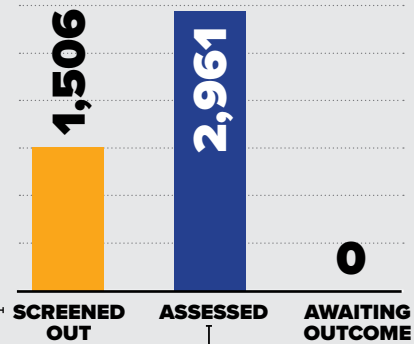


NOTE: A report may have more than one concern for each report; therefore, the total number of concerns will be greater than the total number of reports. In some reports, more than one child was assessed with valid concerns; therefore, the number of children assessed exceeds the number of valid assessed reports.

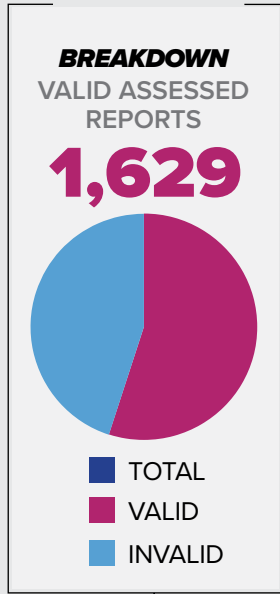
2021 REPORTS OF GENERAL PROTECTIVE SERVICES

4,467

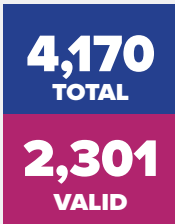
TOTAL REPORTS



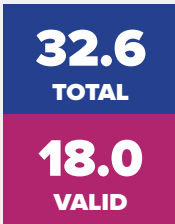
6,000
5,000
4,000
3,000
2,000
1,000



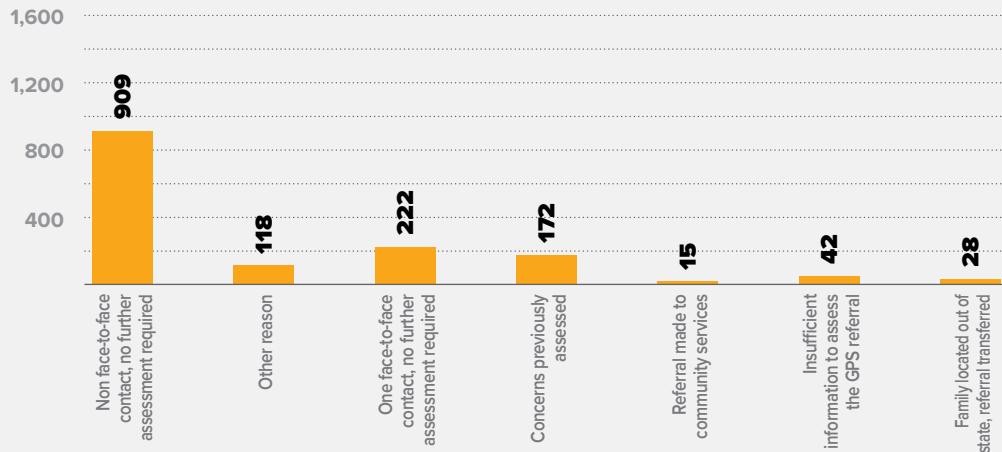
NUMBER OF CHILDREN ASSESSED



CHILDREN ASSESSED PER 1,000 CHILDREN



BREAKDOWN REPORTS SCREENED OUT BY REASON

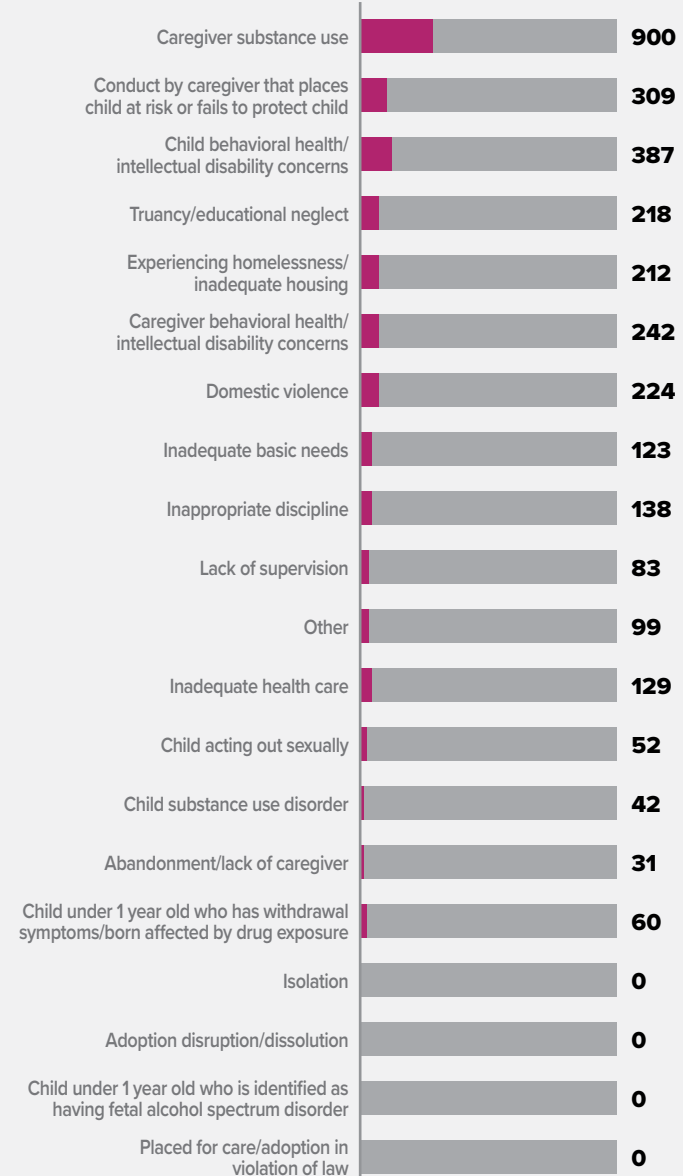


NOTE: Effective 10/3/2020, the screen out reasons were enhanced. This resulted in changes to some of the titles used for the Annual Report while other screen out reasons (*) were removed entirely.

VALID GPS CONCERNS BY TYPE

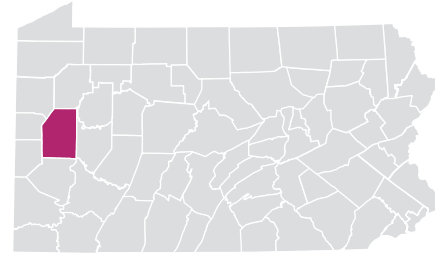
3,249

TOTAL CONCERNS

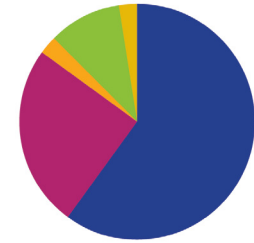


BUTLER COUNTY

RURAL // POPULATION • 187,798 / POPULATION UNDER 18 • 37,577



TYPES OF ALLEGATIONS SUBSTANTIATED REPORTS



40 TOTAL ALLEGATIONS

- **24** (60.0%) Sexual Abuse
- **10** (25.0%) Physical Abuse/Bodily Injury
- **1** (2.5%) Reasonable Likelihood of Bodily Injury
- **4** (10.0%) Serious Physical Neglect
- **0** (0.0%) Engaging in Per Se Acts
- **0** (0.0%) Likelihood of Sexual Abuse/Exploitation
- **1** (2.5%) Severe Form of Trafficking in Persons or Sex Trafficking
- **0** (0.0%) Serious Mental Injury
- **0** (0.0%) Munchausen Syndrome by Proxy/Medical Abuse

▲ NOTE: A report may have more than one allegation for each report; therefore, the total number of allegations will be greater than the total number of reports.

2021 REPORTS OF CHILD ABUSE

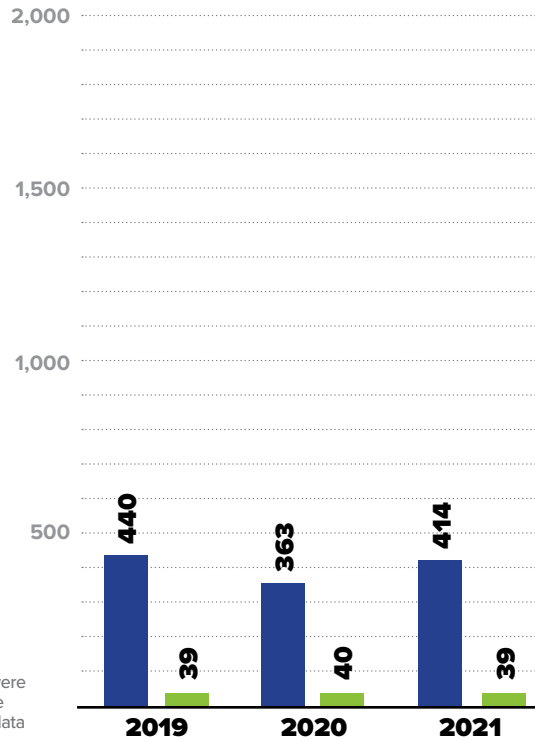
397

■ TOTAL REPORTS

38

■ SUBSTANTIATED REPORTS

▲ NOTE: CPS and GPS data reported were investigated and substantiated by the CCYA and may vary from statewide data which include both CCYA and OCYF Regional Office investigations.



▲ NOTE: Regional investigations which occurred in the county are included in these totals.

SUBSTANTIATED REPORTS BY SEX OF VICTIM

FEMALE

27

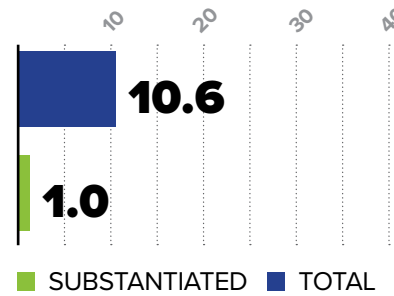
71.1%

MALE

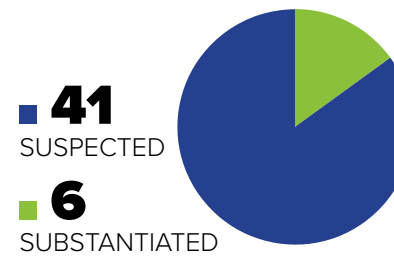
11

28.9%

CHILD ABUSE REPORTS PER 1,000 CHILDREN



CASES OF REPEAT ABUSE SUBSTANTIATED REPORTS



\$3,122,137

EXPENDITURES CHILD ABUSE INVESTIGATIONS AND GENERAL PROTECTIVE SERVICES ASSESSMENTS



2021 SUBSTANTIATED FATALITIES

0/58 MALE 0 FEMALE 0

2021 SUBSTANTIATED NEAR FATALITIES

1/136 MALE 0 FEMALE 1



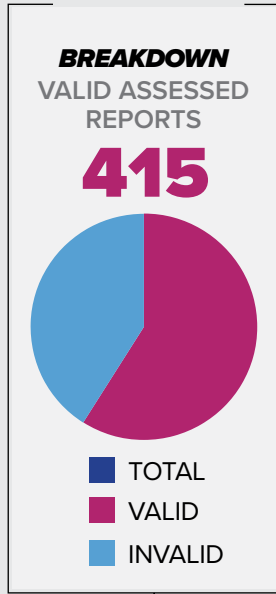
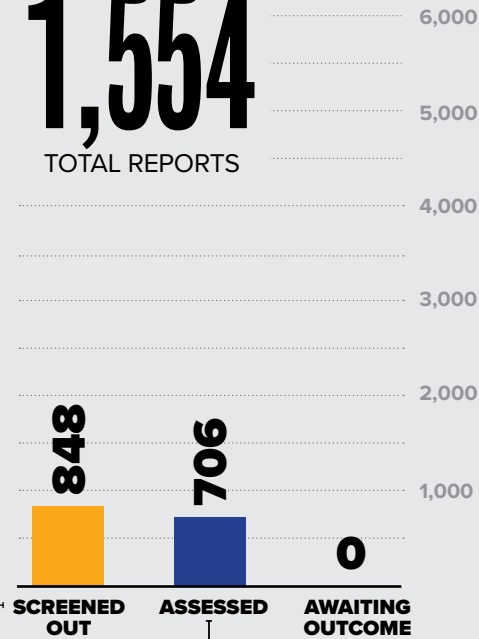


NOTE: A report may have more than one concern for each report; therefore, the total number of concerns will be greater than the total number of reports. In some reports, more than one child was assessed with valid concerns; therefore, the number of children assessed exceeds the number of valid assessed reports.

2021 REPORTS OF GENERAL PROTECTIVE SERVICES

1,554

TOTAL REPORTS



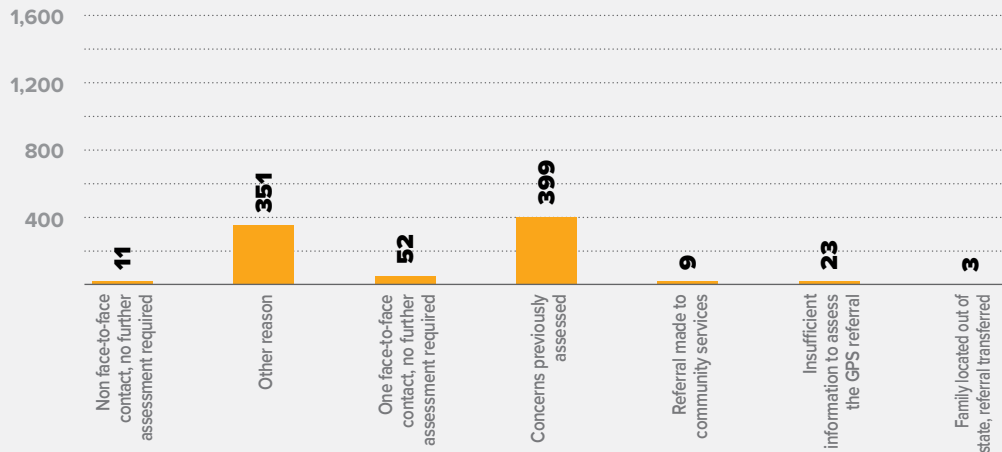
NUMBER OF CHILDREN ASSESSED

1,054
TOTAL
601
VALID

CHILDREN ASSESSED PER 1,000 CHILDREN

28.0
TOTAL
16.0
VALID

BREAKDOWN REPORTS SCREENED OUT BY REASON

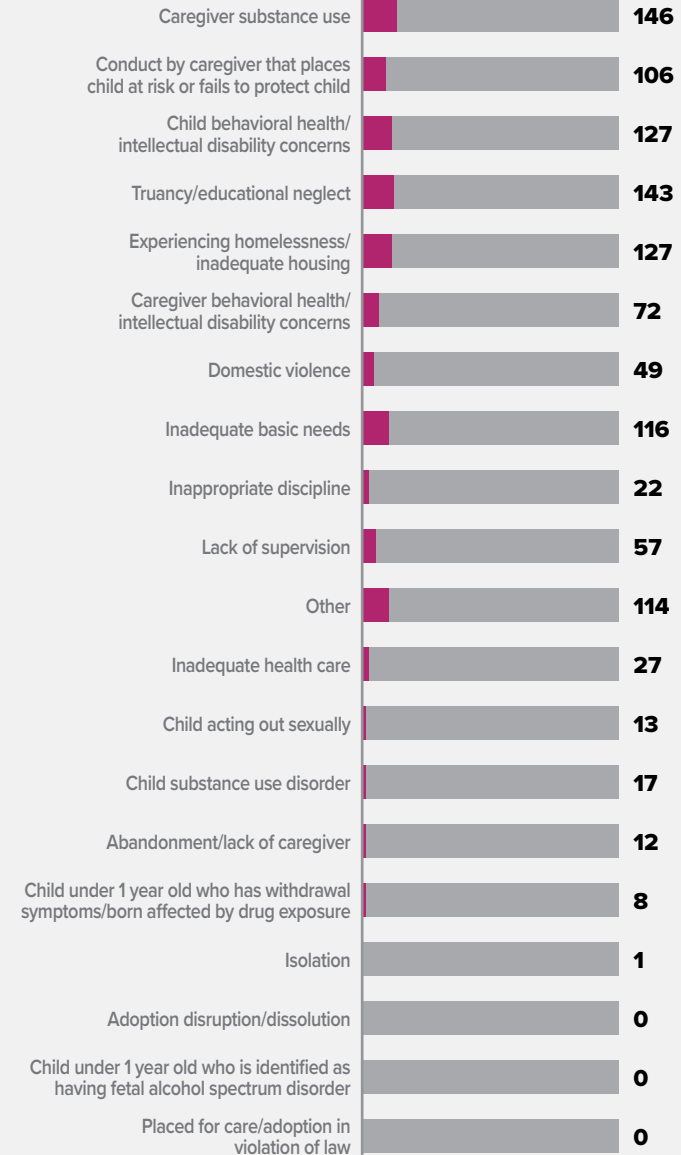


NOTE: Effective 10/3/2020, the screen out reasons were enhanced. This resulted in changes to some of the titles used for the Annual Report while other screen out reasons (*) were removed entirely.

VALID GPS CONCERNS BY TYPE

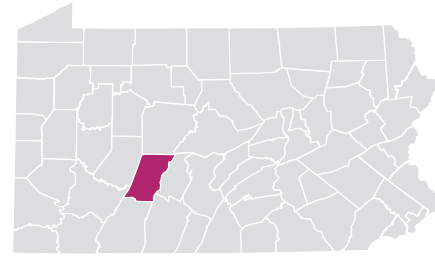
1,157

TOTAL CONCERNS

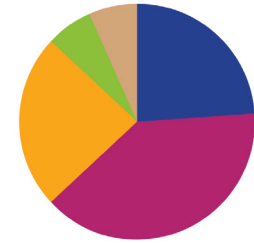


CAMBRIA COUNTY

RURAL // POPULATION • 131,611 / POPULATION UNDER 18 • 25,312



TYPES OF ALLEGATIONS SUBSTANTIATED REPORTS



46 TOTAL ALLEGATIONS

- **11** (23.9%) Sexual Abuse
- **18** (39.1%) Physical Abuse/Bodily Injury
- **11** (23.9%) Reasonable Likelihood of Bodily Injury
- **3** (6.5%) Serious Physical Neglect
- **3** (6.5%) Engaging in Per Se Acts
- **0** (0.0%) Likelihood of Sexual Abuse/Exploitation
- **0** (0.0%) Severe Form of Trafficking in Persons or Sex Trafficking
- **0** (0.0%) Serious Mental Injury
- **0** (0.0%) Munchausen Syndrome by Proxy/Medical Abuse

▲ NOTE: A report may have more than one allegation for each report; therefore, the total number of allegations will be greater than the total number of reports.

2021 REPORTS OF CHILD ABUSE

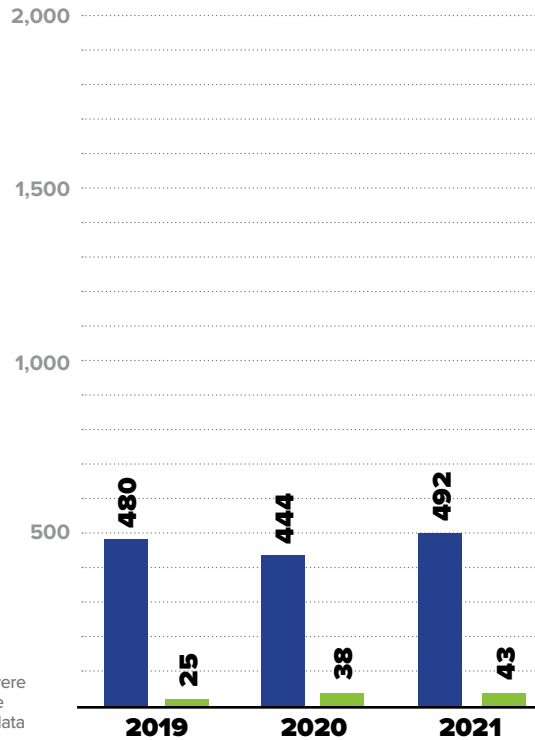
487

■ TOTAL REPORTS

41

■ SUBSTANTIATED REPORTS

▲ NOTE: CPS and GPS data reported were investigated and substantiated by the CCYA and may vary from statewide data which include both CCYA and OCYF Regional Office investigations.



▲ NOTE: Regional investigations which occurred in the county are included in these totals.

SUBSTANTIATED REPORTS BY SEX OF VICTIM

FEMALE

24

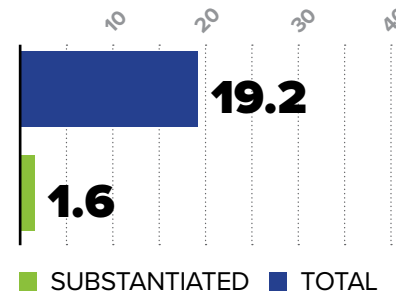
58.5%

MALE

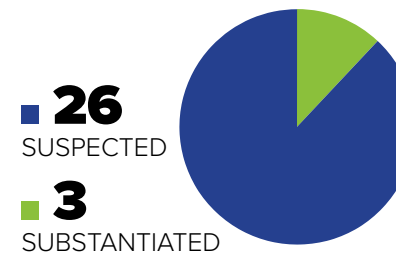
17

41.5%

CHILD ABUSE REPORTS PER 1,000 CHILDREN



CASES OF REPEAT ABUSE SUBSTANTIATED REPORTS



\$2,205,673

EXPENDITURES CHILD ABUSE INVESTIGATIONS AND GENERAL PROTECTIVE SERVICES ASSESSMENTS



2021 SUBSTANTIATED FATALITIES

0/58 MALE 0 FEMALE 0

2021 SUBSTANTIATED NEAR FATALITIES

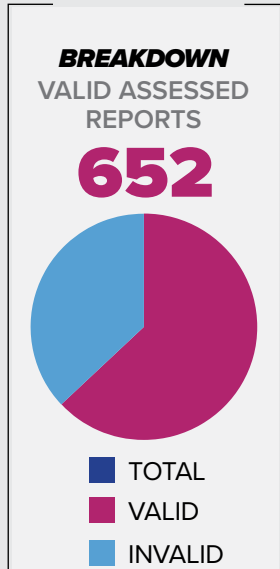
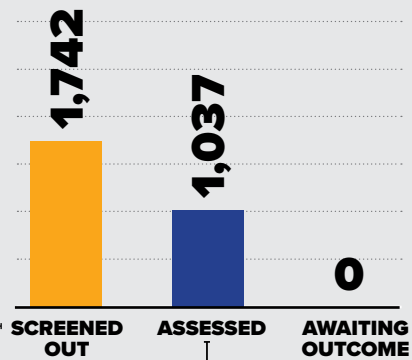
1/136 MALE 1 FEMALE 0



2021 REPORTS OF GENERAL PROTECTIVE SERVICES

2,779

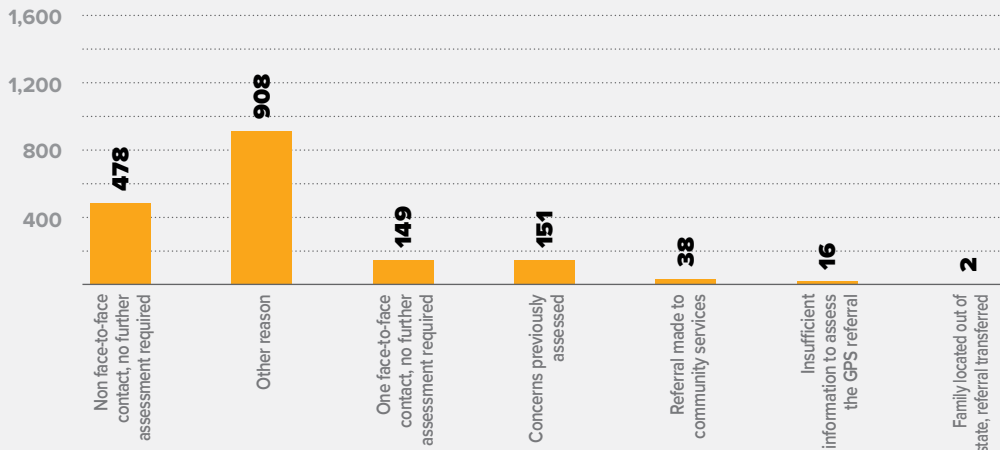
TOTAL REPORTS



NUMBER OF CHILDREN ASSESSED



BREAKDOWN REPORTS SCREENED OUT BY REASON

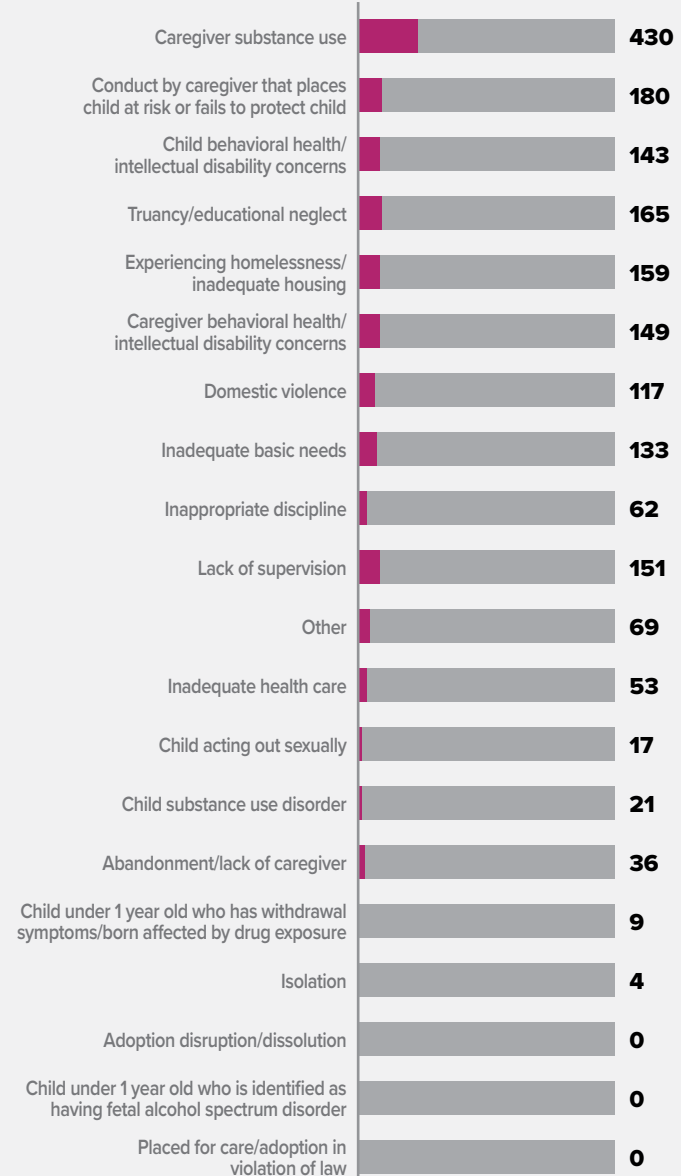


NOTE: Effective 10/3/2020, the screen out reasons were enhanced. This resulted in changes to some of the titles used for the Annual Report while other screen out reasons (*) were removed entirely.

VALID GPS CONCERNS BY TYPE

1,898

TOTAL CONCERNS



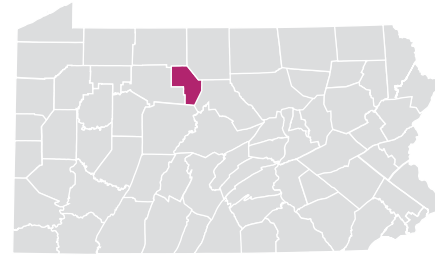
CAMBRIA COUNTY

NOTE: A report may have more than one concern for each report; therefore, the total number of concerns will be greater than the total number of reports. In some reports, more than one child was assessed with valid concerns; therefore, the number of children assessed exceeds the number of valid assessed reports.

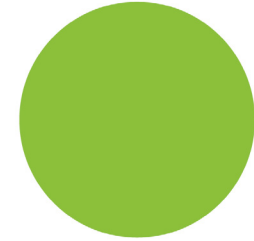


CAMERON COUNTY

RURAL // POPULATION • 4,512 / POPULATION UNDER 18 • 732



TYPES OF ALLEGATIONS SUBSTANTIATED REPORTS



1 TOTAL ALLEGATIONS

- **0** (0.0%) Sexual Abuse
- **0** (0.0%) Physical Abuse/Bodily Injury
- **0** (0.0%) Reasonable Likelihood of Bodily Injury
- **1** (100.0%) Serious Physical Neglect
- **0** (0.0%) Engaging in Per Se Acts
- **0** (0.0%) Likelihood of Sexual Abuse/Exploitation
- **0** (0.0%) Severe Form of Trafficking in Persons or Sex Trafficking
- **0** (0.0%) Serious Mental Injury
- **0** (0.0%) Munchausen Syndrome by Proxy/Medical Abuse

▲ NOTE: A report may have more than one allegation for each report; therefore, the total number of allegations will be greater than the total number of reports.

2021 REPORTS OF CHILD ABUSE

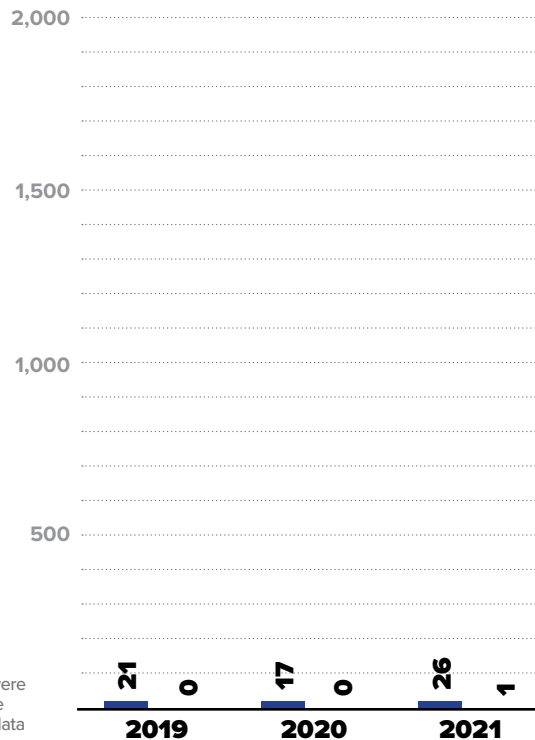
26

■ TOTAL REPORTS

1

■ SUBSTANTIATED REPORTS

▲ NOTE: CPS and GPS data reported were investigated and substantiated by the CCYA and may vary from statewide data which include both CCYA and OCYF Regional Office investigations.



▲ NOTE: Regional investigations which occurred in the county are included in these totals.

SUBSTANTIATED REPORTS BY SEX OF VICTIM

FEMALE

0

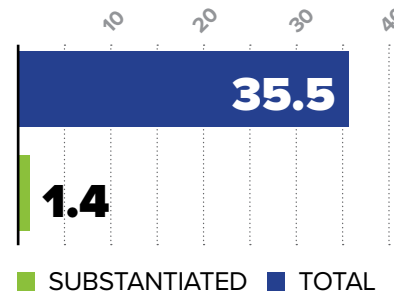
0.0%

MALE

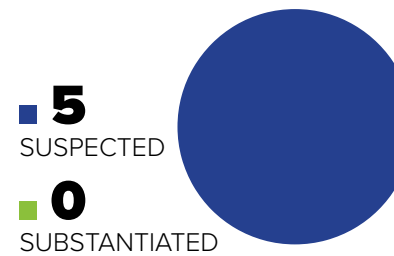
1

0.0%

CHILD ABUSE REPORTS PER 1,000 CHILDREN



CASES OF REPEAT ABUSE SUBSTANTIATED REPORTS



\$227,565

EXPENDITURES CHILD ABUSE INVESTIGATIONS AND GENERAL PROTECTIVE SERVICES ASSESSMENTS



2021 SUBSTANTIATED FATALITIES

0/58 MALE FEMALE

2021 SUBSTANTIATED NEAR FATALITIES

0/136 MALE FEMALE

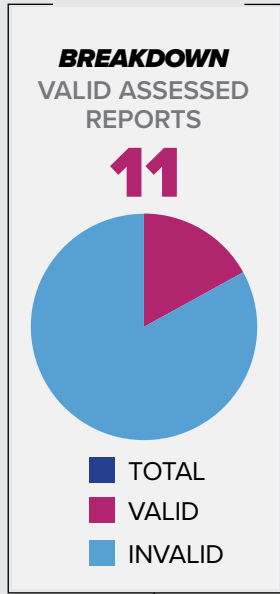


NOTE: A report may have more than one concern for each report; therefore, the total number of concerns will be greater than the total number of reports. In some reports, more than one child was assessed with valid concerns; therefore, the number of children assessed exceeds the number of valid assessed reports.

2021 REPORTS OF GENERAL PROTECTIVE SERVICES

69

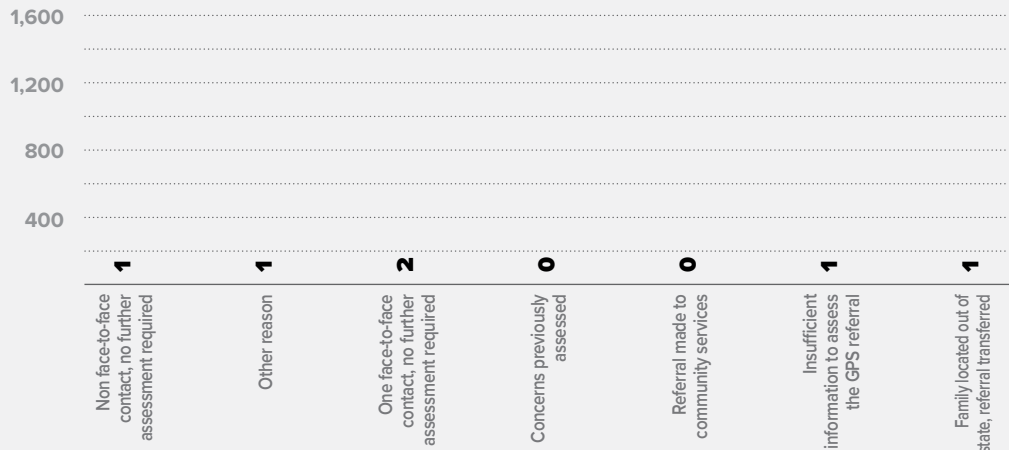
TOTAL REPORTS



NUMBER OF CHILDREN ASSESSED



BREAKDOWN REPORTS SCREENED OUT BY REASON

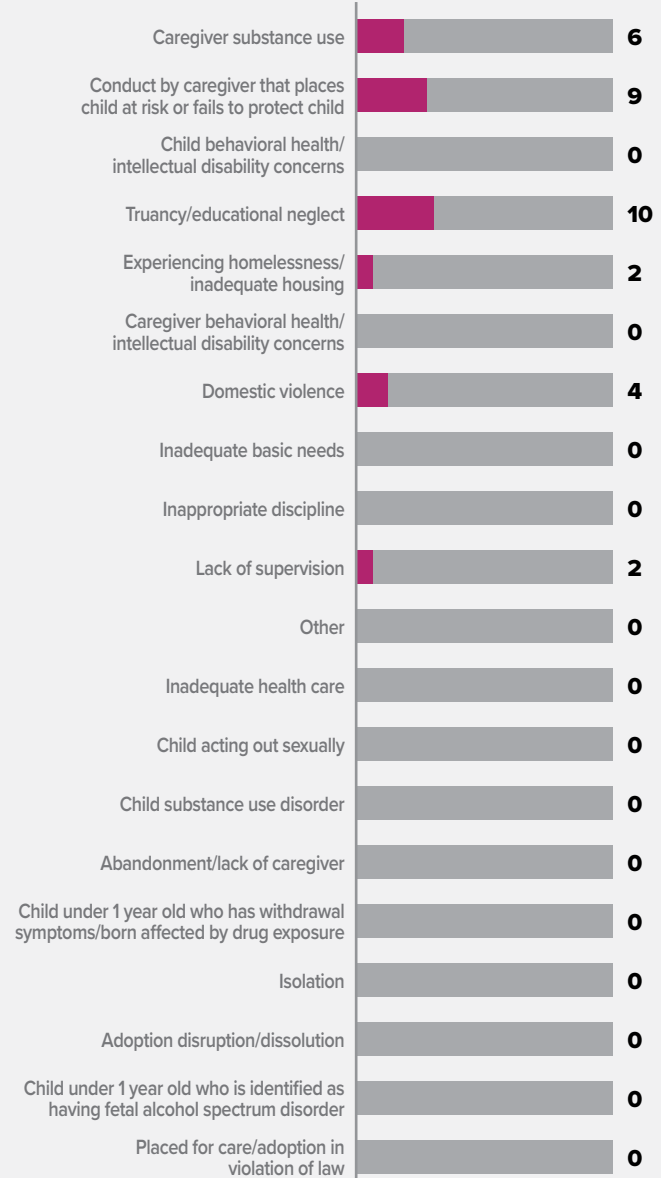


NOTE: Effective 10/3/2020, the screen out reasons were enhanced. This resulted in changes to some of the titles used for the Annual Report while other screen out reasons (*) were removed entirely.

VALID GPS CONCERNS BY TYPE

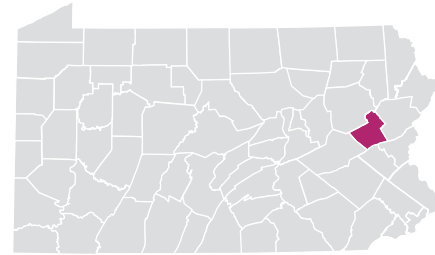
33

TOTAL CONCERNS

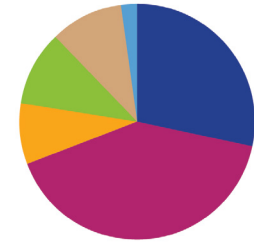


CARBON COUNTY

RURAL // POPULATION • 63,964 / POPULATION UNDER 18 • 12,258



TYPES OF ALLEGATIONS SUBSTANTIATED REPORTS



49 TOTAL ALLEGATIONS

- **14** (28.6%) Sexual Abuse
- **20** (40.8%) Physical Abuse/Bodily Injury
- **4** (8.2%) Reasonable Likelihood of Bodily Injury
- **5** (10.2%) Serious Physical Neglect
- **5** (10.2%) Engaging in Per Se Acts
- **1** (2.0%) Likelihood of Sexual Abuse/Exploitation
- **0** (0.0%) Severe Form of Trafficking in Persons or Sex Trafficking
- **0** (0.0%) Serious Mental Injury
- **0** (0.0%) Munchausen Syndrome by Proxy/Medical Abuse

▲ NOTE: A report may have more than one allegation for each report; therefore, the total number of allegations will be greater than the total number of reports.

2021 REPORTS OF CHILD ABUSE

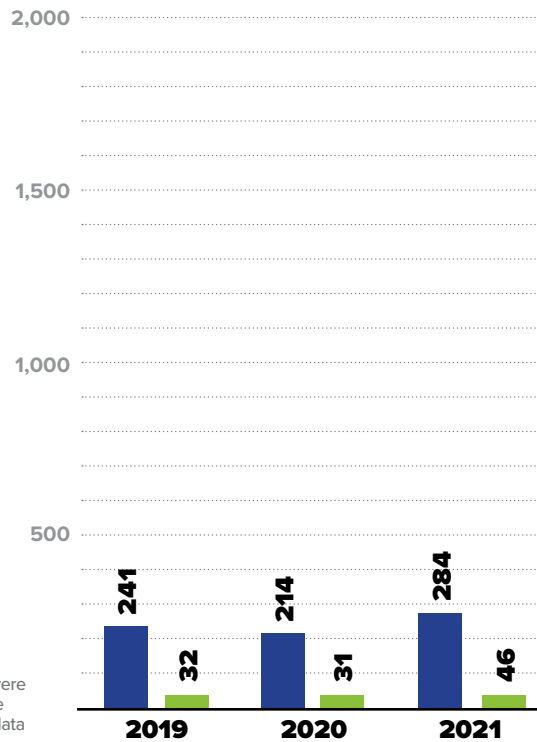
278

■ TOTAL REPORTS

45

■ SUBSTANTIATED REPORTS

▲ NOTE: CPS and GPS data reported were investigated and substantiated by the CCYA and may vary from statewide data which include both CCYA and OCYF Regional Office investigations.



▲ NOTE: Regional investigations which occurred in the county are included in these totals.

SUBSTANTIATED REPORTS BY SEX OF VICTIM

FEMALE

20

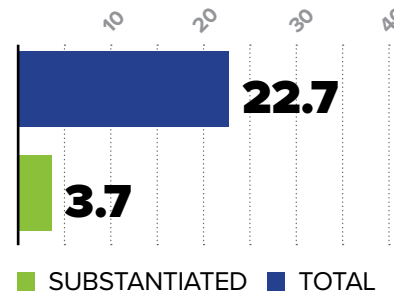
44.4%

MALE

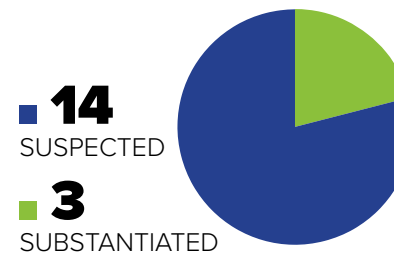
25

55.6%

CHILD ABUSE REPORTS PER 1,000 CHILDREN



CASES OF REPEAT ABUSE SUBSTANTIATED REPORTS



\$560,559

EXPENDITURES CHILD ABUSE INVESTIGATIONS AND GENERAL PROTECTIVE SERVICES ASSESSMENTS



2021 SUBSTANTIATED FATALITIES

0/58 MALE 0 FEMALE 0

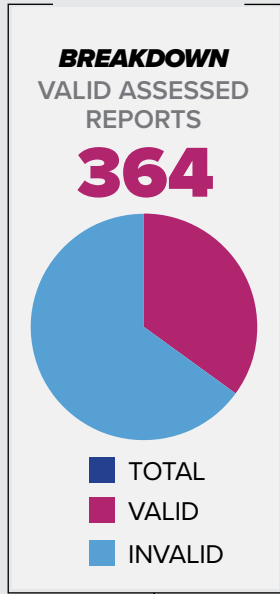
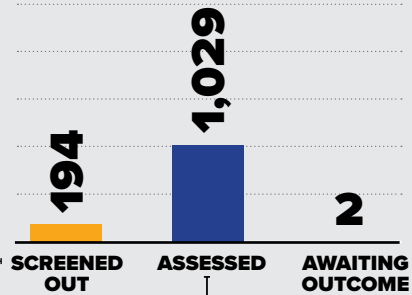
2021 SUBSTANTIATED NEAR FATALITIES

1/136 MALE 1 FEMALE 0

2021 REPORTS OF GENERAL PROTECTIVE SERVICES

1,225

TOTAL REPORTS



NUMBER OF CHILDREN ASSESSED

1,446
TOTAL

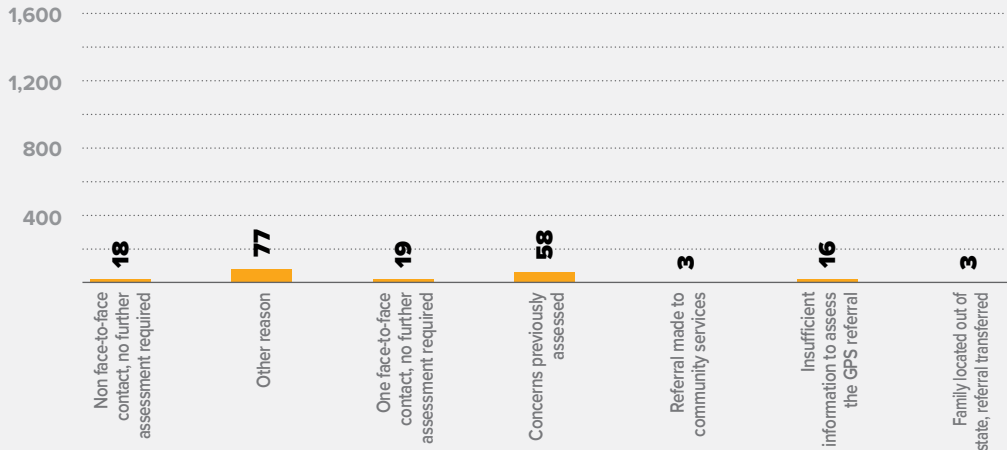
499
VALID

CHILDREN ASSESSED PER 1,000 CHILDREN

118.0
TOTAL

40.7
VALID

BREAKDOWN REPORTS SCREENED OUT BY REASON

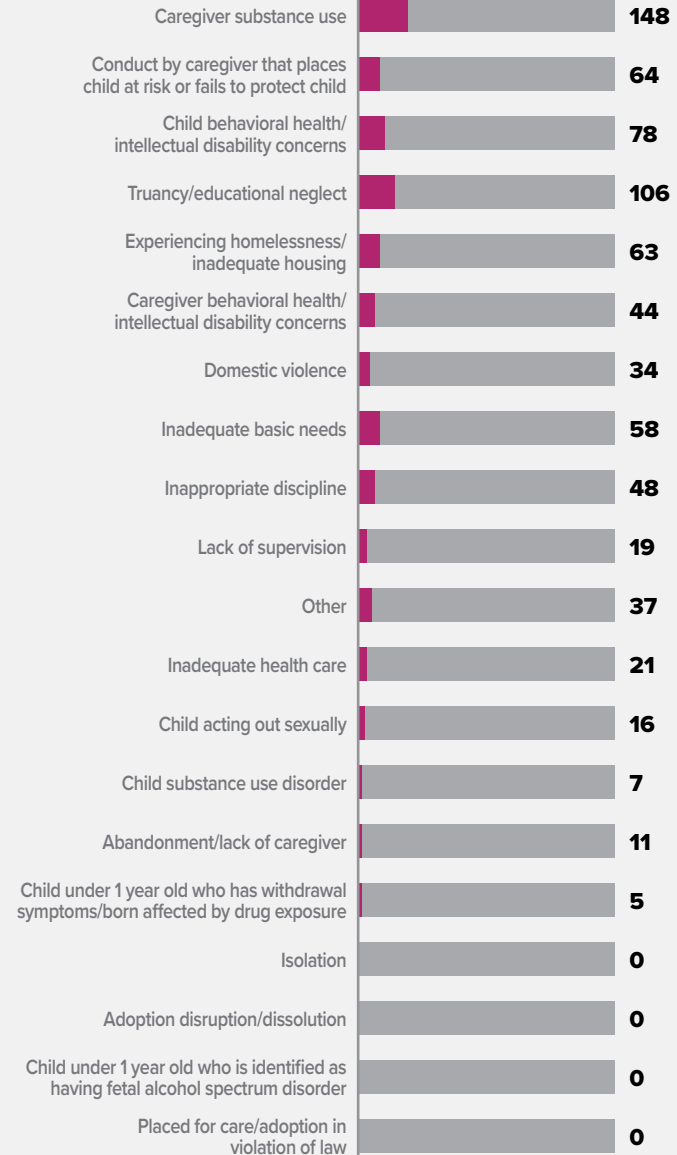


NOTE: Effective 10/3/2020, the screen out reasons were enhanced. This resulted in changes to some of the titles used for the Annual Report while other screen out reasons (*) were removed entirely.

VALID GPS CONCERNS BY TYPE

759

TOTAL CONCERNS



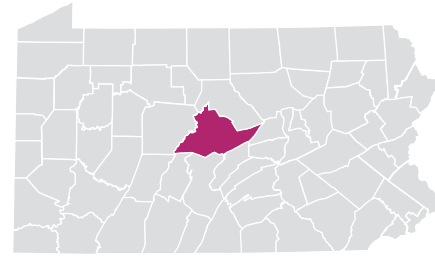
CARBON COUNTY

NOTE: A report may have more than one concern for each report; therefore, the total number of concerns will be greater than the total number of reports. In some reports, more than one child was assessed with valid concerns; therefore, the number of children assessed exceeds the number of valid assessed reports.

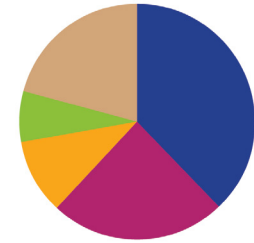


CENTRE COUNTY

RURAL // POPULATION • 162,264 / POPULATION UNDER 18 • 24,309



TYPES OF ALLEGATIONS SUBSTANTIATED REPORTS



29 TOTAL ALLEGATIONS

- **11** (37.9%) Sexual Abuse
- **7** (24.1%) Physical Abuse/Bodily Injury
- **3** (10.3%) Reasonable Likelihood of Bodily Injury
- **2** (6.9%) Serious Physical Neglect
- **6** (20.7%) Engaging in Per Se Acts
- **0** (0.0%) Likelihood of Sexual Abuse/Exploitation
- **0** (0.0%) Severe Form of Trafficking in Persons or Sex Trafficking
- **0** (0.0%) Serious Mental Injury
- **0** (0.0%) Munchausen Syndrome by Proxy/Medical Abuse

▲ NOTE: A report may have more than one allegation for each report; therefore, the total number of allegations will be greater than the total number of reports.

2021 REPORTS OF CHILD ABUSE

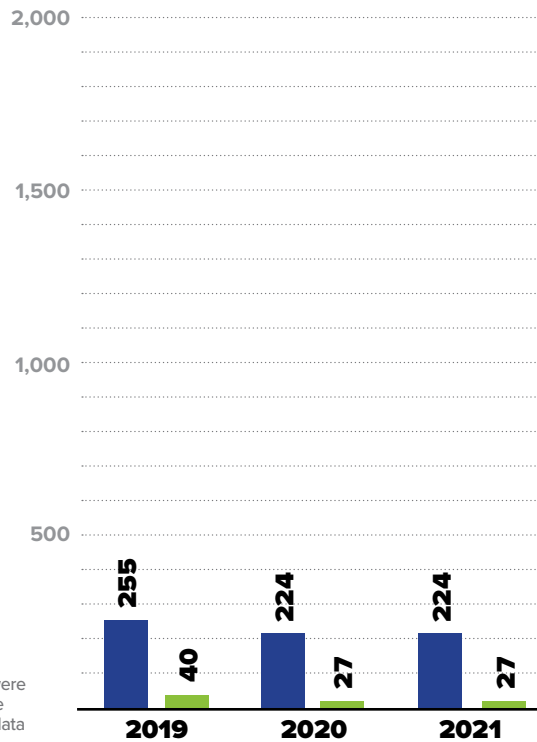
217

■ TOTAL REPORTS

27

■ SUBSTANTIATED REPORTS

▲ NOTE: CPS and GPS data reported were investigated and substantiated by the CCYA and may vary from statewide data which include both CCYA and OCYF Regional Office investigations.



▲ NOTE: Regional investigations which occurred in the county are included in these totals.

SUBSTANTIATED REPORTS BY SEX OF VICTIM

FEMALE

15

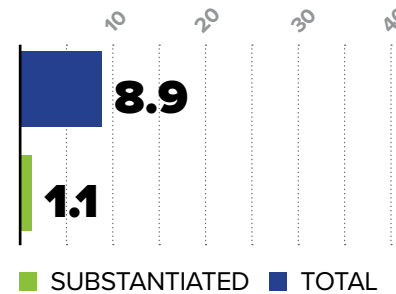
55.6%

MALE

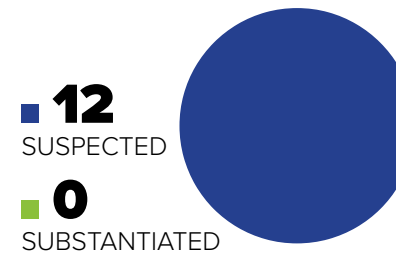
12

44.4%

CHILD ABUSE REPORTS PER 1,000 CHILDREN



CASES OF REPEAT ABUSE SUBSTANTIATED REPORTS



\$985,350

EXPENDITURES CHILD ABUSE INVESTIGATIONS AND GENERAL PROTECTIVE SERVICES ASSESSMENTS



2021 SUBSTANTIATED FATALITIES

0/58 MALE 0 FEMALE 0

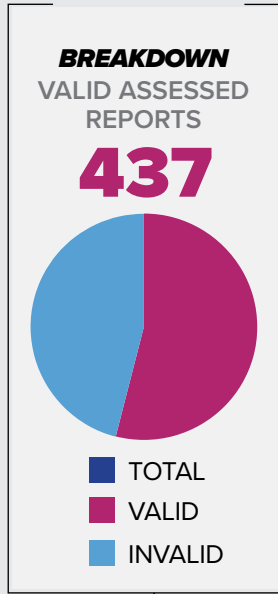
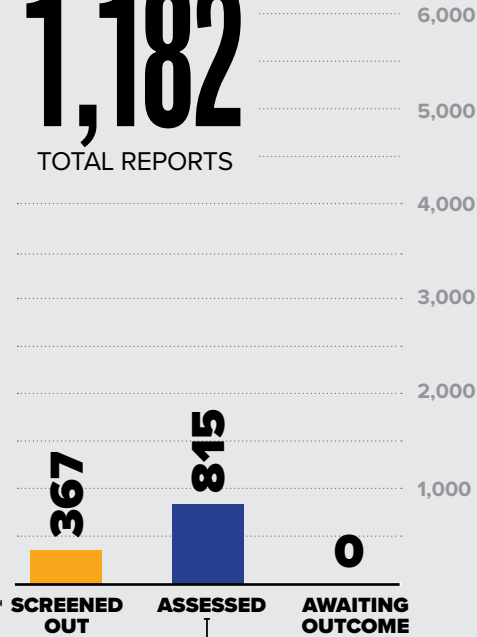
2021 SUBSTANTIATED NEAR FATALITIES

1/136 MALE 1 FEMALE 0

2021 REPORTS OF GENERAL PROTECTIVE SERVICES

1,182

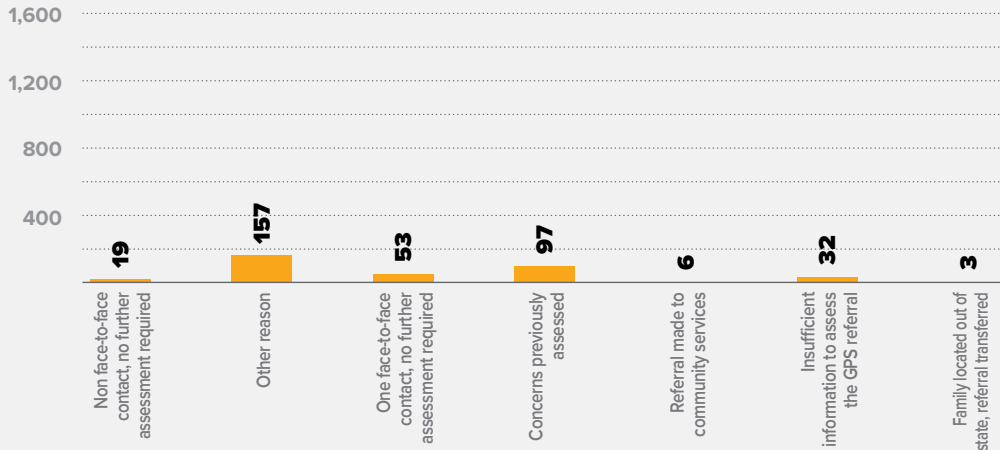
TOTAL REPORTS



NUMBER OF CHILDREN ASSESSED



BREAKDOWN REPORTS SCREENED OUT BY REASON

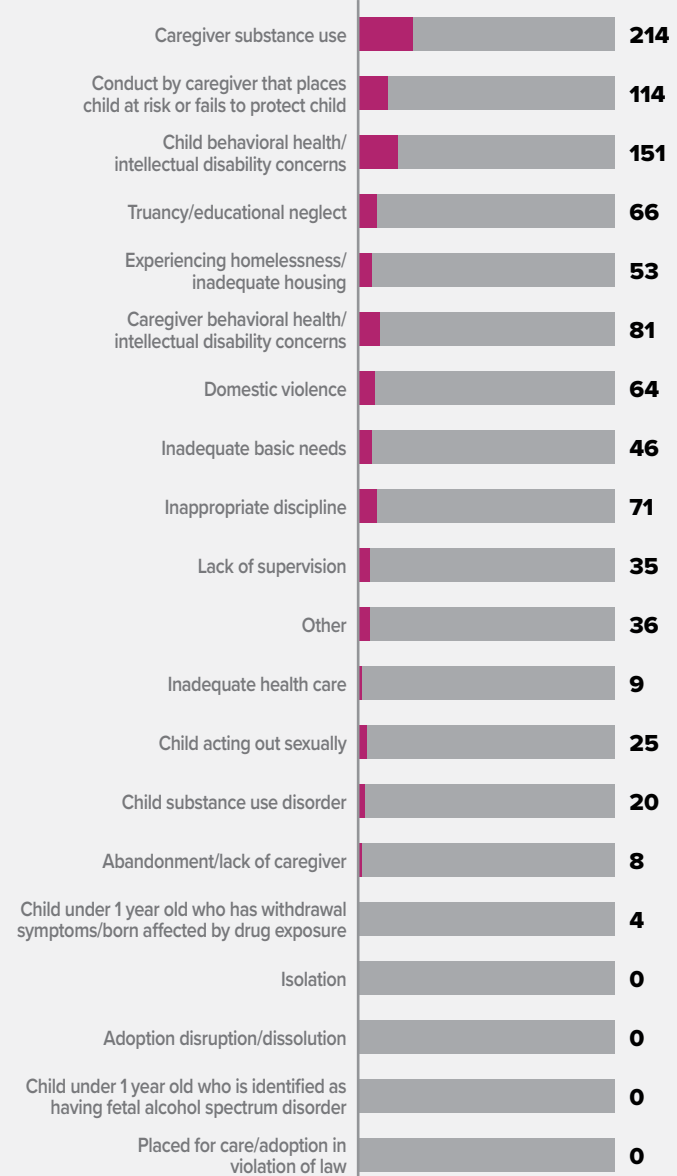


NOTE: Effective 10/3/2020, the screen out reasons were enhanced. This resulted in changes to some of the titles used for the Annual Report while other screen out reasons (*) were removed entirely.

VALID GPS CONCERNS BY TYPE

997

TOTAL CONCERNS

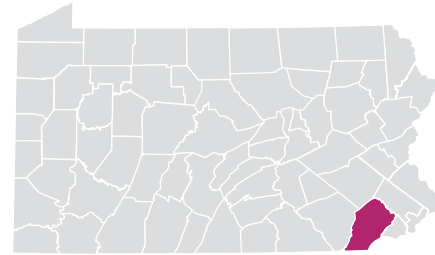


CENTRE COUNTY

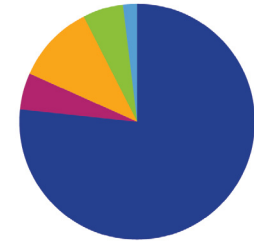
NOTE: A report may have more than one concern for each report; therefore, the total number of concerns will be greater than the total number of reports. In some reports, more than one child was assessed with valid concerns; therefore, the number of children assessed exceeds the number of valid assessed reports.

CHESTER COUNTY

URBAN // POPULATION • 521,980 / POPULATION UNDER 18 • 118,549



TYPES OF ALLEGATIONS SUBSTANTIATED REPORTS



121 TOTAL ALLEGATIONS

- **93** (76.9%) Sexual Abuse
- **6** (5.0%) Physical Abuse/Bodily Injury
- **13** (10.7%) Reasonable Likelihood of Bodily Injury
- **7** (5.8%) Serious Physical Neglect
- **0** (0.0%) Engaging in Per Se Acts
- **2** (1.7%) Likelihood of Sexual Abuse/Exploitation
- **0** (0.0%) Severe Form of Trafficking in Persons or Sex Trafficking
- **0** (0.0%) Serious Mental Injury
- **0** (0.0%) Munchausen Syndrome by Proxy/Medical Abuse

▲ NOTE: A report may have more than one allegation for each report; therefore, the total number of allegations will be greater than the total number of reports.

2021 REPORTS OF CHILD ABUSE

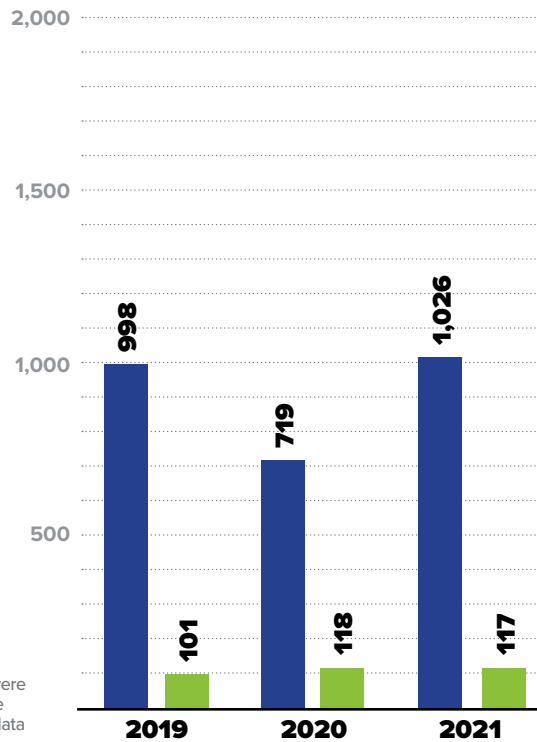
990

■ TOTAL REPORTS

116

■ SUBSTANTIATED REPORTS

▲ NOTE: CPS and GPS data reported were investigated and substantiated by the CCYA and may vary from statewide data which include both CCYA and OCYF Regional Office investigations.



▲ NOTE: Regional investigations which occurred in the county are included in these totals.

SUBSTANTIATED REPORTS BY SEX OF VICTIM

FEMALE

98

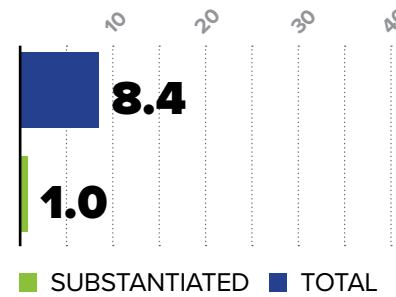
84.5%

MALE

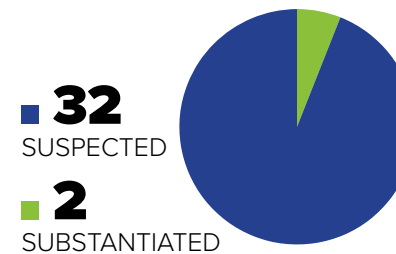
18

15.5%

CHILD ABUSE REPORTS PER 1,000 CHILDREN




CASES OF REPEAT ABUSE SUBSTANTIATED REPORTS



\$3,436,534

EXPENDITURES CHILD ABUSE INVESTIGATIONS AND GENERAL PROTECTIVE SERVICES ASSESSMENTS



2021 SUBSTANTIATED FATALITIES

0/58 MALE FEMALE

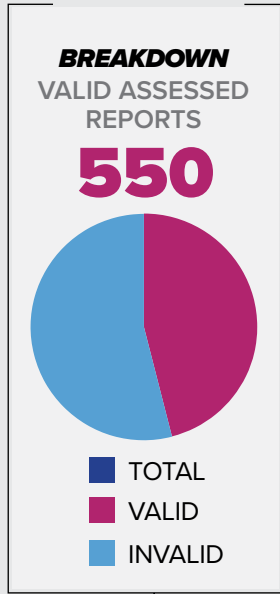
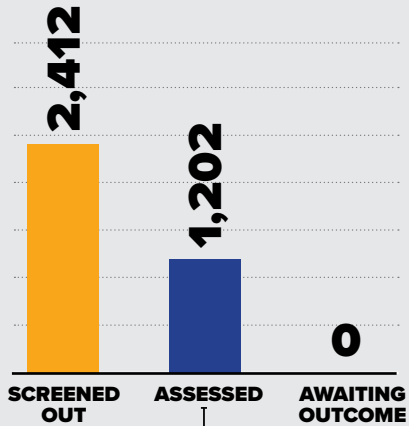
2021 SUBSTANTIATED NEAR FATALITIES

0/136 MALE FEMALE

2021 REPORTS OF GENERAL PROTECTIVE SERVICES

3,614

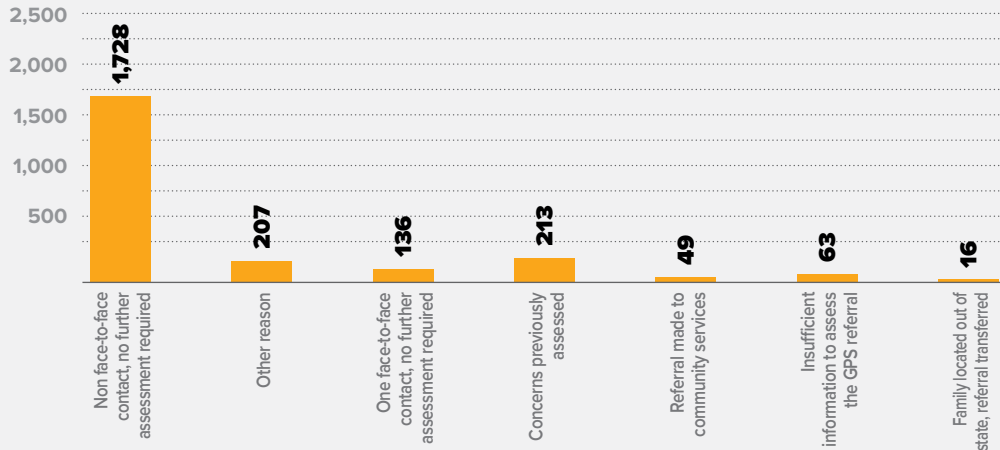
TOTAL REPORTS



NUMBER OF CHILDREN ASSESSED



BREAKDOWN REPORTS SCREENED OUT BY REASON

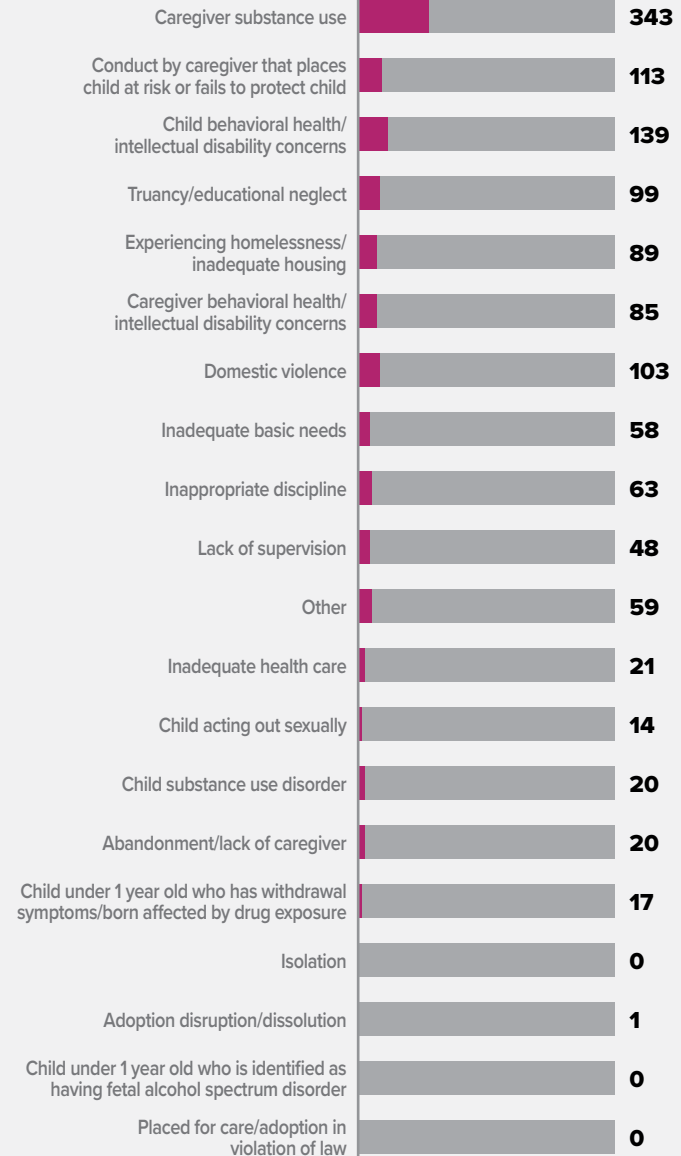


NOTE: Effective 10/3/2020, the screen out reasons were enhanced. This resulted in changes to some of the titles used for the Annual Report while other screen out reasons (*) were removed entirely.

VALID GPS CONCERNS BY TYPE

1,292

TOTAL CONCERNS



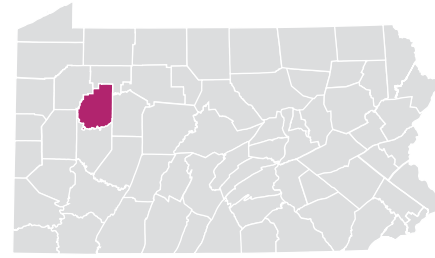
CHESTER COUNTY

NOTE: A report may have more than one concern for each report; therefore, the total number of concerns will be greater than the total number of reports. In some reports, more than one child was assessed with valid concerns; therefore, the number of children assessed exceeds the number of valid assessed reports.

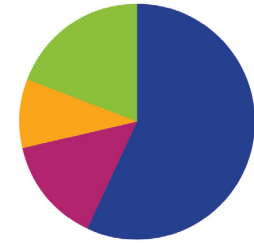


CLARION COUNTY

RURAL // POPULATION • 38,633 / POPULATION UNDER 18 • 7,281



TYPES OF ALLEGATIONS SUBSTANTIATED REPORTS



21 TOTAL ALLEGATIONS

- **12** (57.1%) Sexual Abuse
- **3** (14.3%) Physical Abuse/Bodily Injury
- **2** (9.5%) Reasonable Likelihood of Bodily Injury
- **4** (19.0%) Serious Physical Neglect
- **0** (0.0%) Engaging in Per Se Acts
- **0** (0.0%) Likelihood of Sexual Abuse/Exploitation
- **0** (0.0%) Severe Form of Trafficking in Persons or Sex Trafficking
- **0** (0.0%) Serious Mental Injury
- **0** (0.0%) Munchausen Syndrome by Proxy/Medical Abuse

▲ NOTE: A report may have more than one allegation for each report; therefore, the total number of allegations will be greater than the total number of reports.

2021 REPORTS OF CHILD ABUSE

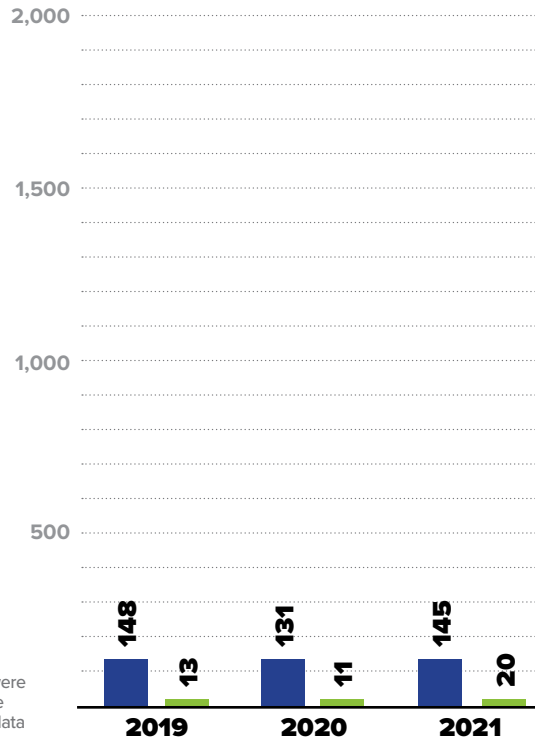
145

■ TOTAL REPORTS

20

■ SUBSTANTIATED REPORTS

▲ NOTE: CPS and GPS data reported were investigated and substantiated by the CCYA and may vary from statewide data which include both CCYA and OCFY Regional Office investigations.



▲ NOTE: Regional investigations which occurred in the county are included in these totals.

SUBSTANTIATED REPORTS BY SEX OF VICTIM

FEMALE

11

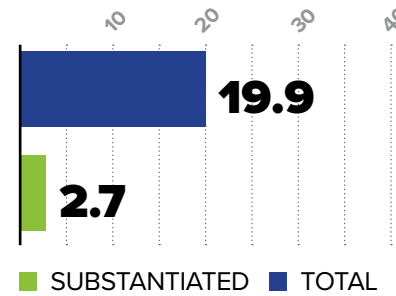
55.0%

MALE

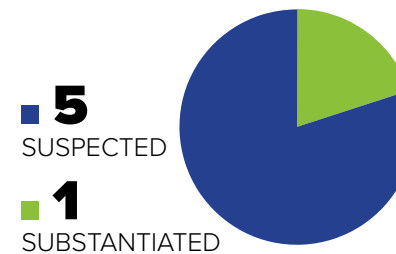
9

45.0%

CHILD ABUSE REPORTS PER 1,000 CHILDREN




CASES OF REPEAT ABUSE SUBSTANTIATED REPORTS



\$1,248,419

EXPENDITURES CHILD ABUSE INVESTIGATIONS AND GENERAL PROTECTIVE SERVICES ASSESSMENTS



2021 SUBSTANTIATED FATALITIES

0/58 MALE FEMALE

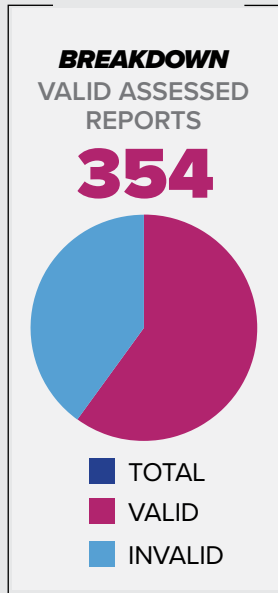
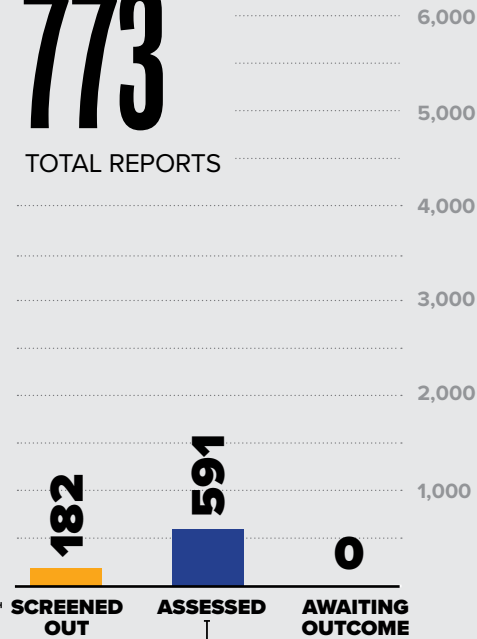
2021 SUBSTANTIATED NEAR FATALITIES

0/136 MALE FEMALE

2021 REPORTS OF GENERAL PROTECTIVE SERVICES

773

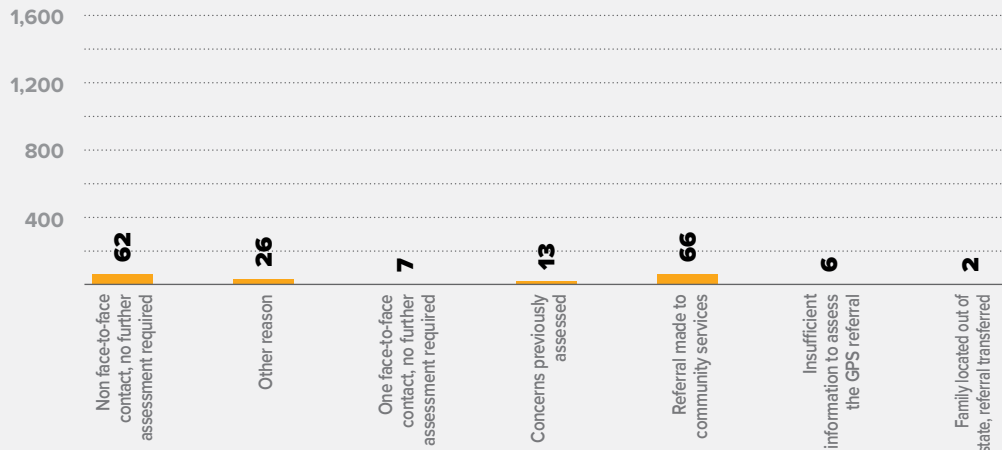
TOTAL REPORTS



NUMBER OF CHILDREN ASSESSED



BREAKDOWN REPORTS SCREENED OUT BY REASON

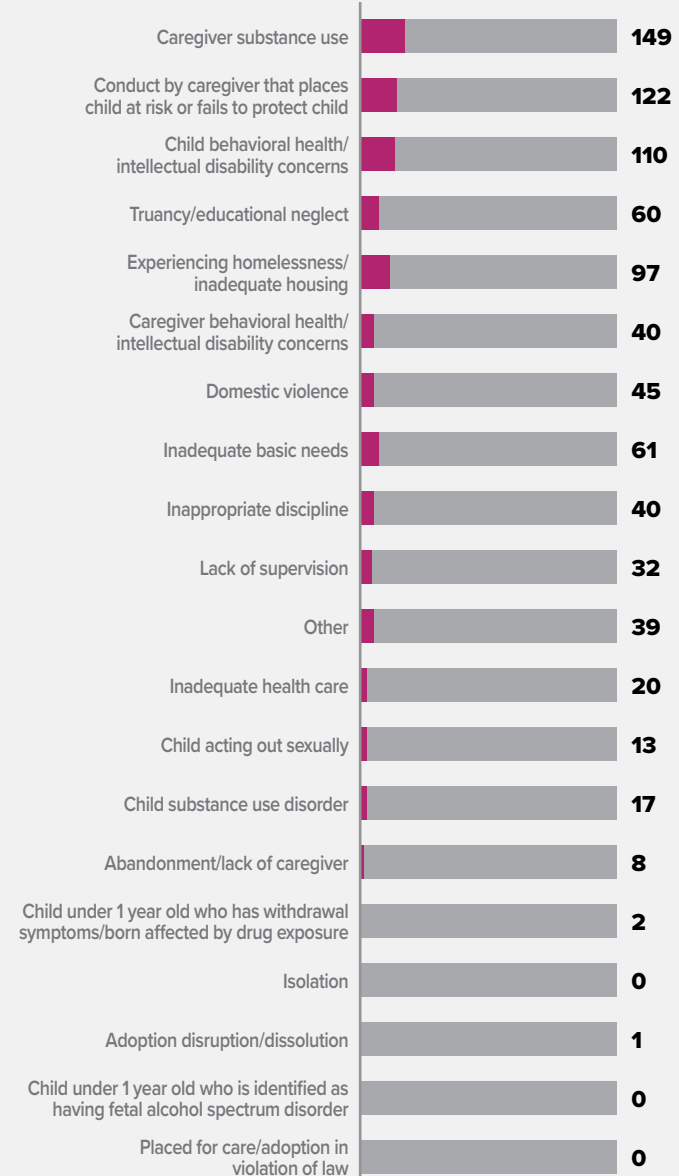


NOTE: Effective 10/3/2020, the screen out reasons were enhanced. This resulted in changes to some of the titles used for the Annual Report while other screen out reasons (*) were removed entirely.

VALID GPS CONCERNS BY TYPE

856

TOTAL CONCERNS



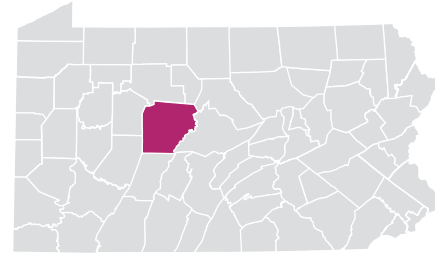
CLARION COUNTY

NOTE: A report may have more than one concern for each report; therefore, the total number of concerns will be greater than the total number of reports. In some reports, more than one child was assessed with valid concerns; therefore, the number of children assessed exceeds the number of valid assessed reports.

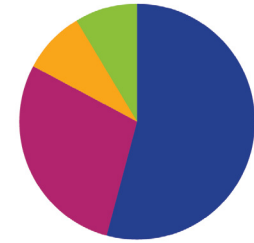


CLEARFIELD COUNTY

RURAL // POPULATION • 79,466 / POPULATION UNDER 18 • 14,444



TYPES OF ALLEGATIONS SUBSTANTIATED REPORTS



35 TOTAL ALLEGATIONS

- **19** (54.3%) Sexual Abuse
- **10** (28.6%) Physical Abuse/Bodily Injury
- **3** (8.6%) Reasonable Likelihood of Bodily Injury
- **3** (8.6%) Serious Physical Neglect
- **0** (0.0%) Engaging in Per Se Acts
- **0** (0.0%) Likelihood of Sexual Abuse/Exploitation
- **0** (0.0%) Severe Form of Trafficking in Persons or Sex Trafficking
- **0** (0.0%) Serious Mental Injury
- **0** (0.0%) Munchausen Syndrome by Proxy/Medical Abuse

▲ NOTE: A report may have more than one allegation for each report; therefore, the total number of allegations will be greater than the total number of reports.

2021 REPORTS OF CHILD ABUSE

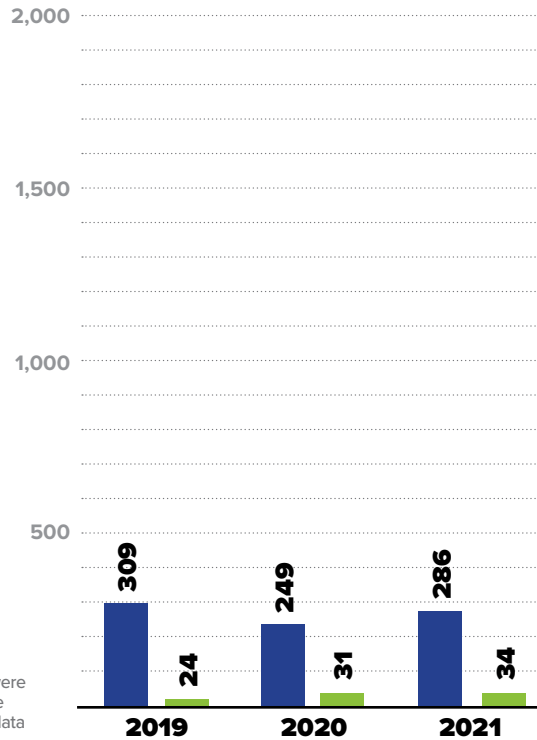
279

■ TOTAL REPORTS

34

■ SUBSTANTIATED REPORTS

▲ NOTE: CPS and GPS data reported were investigated and substantiated by the CCYA and may vary from statewide data which include both CCYA and OCYF Regional Office investigations.



▲ NOTE: Regional investigations which occurred in the county are included in these totals.

SUBSTANTIATED REPORTS BY SEX OF VICTIM

FEMALE

23

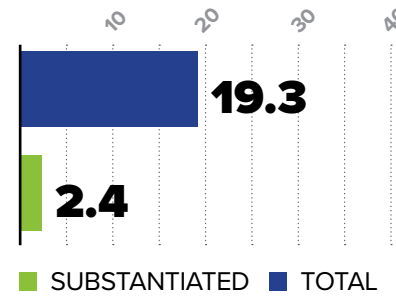
67.6%

MALE

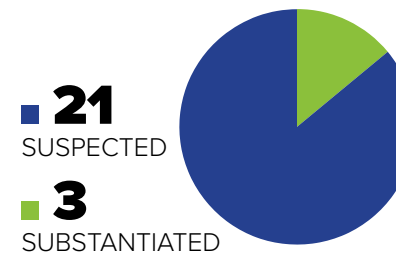
11

32.4%

CHILD ABUSE REPORTS PER 1,000 CHILDREN



CASES OF REPEAT ABUSE SUBSTANTIATED REPORTS



\$1,356,218

EXPENDITURES CHILD ABUSE INVESTIGATIONS AND GENERAL PROTECTIVE SERVICES ASSESSMENTS

2020

\$1.05M

\$243.87M

2021

\$1.36M

\$259.18M

■ COUNTY
■ STATEWIDE TOTAL

2021 SUBSTANTIATED FATALITIES

0/58 MALE FEMALE

2021 SUBSTANTIATED NEAR FATALITIES

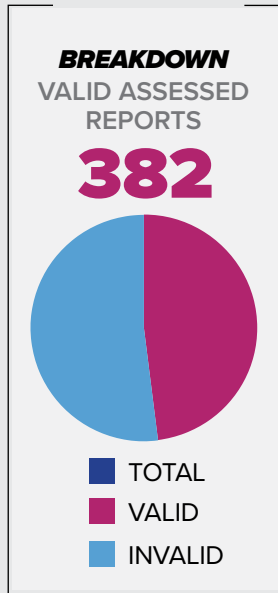
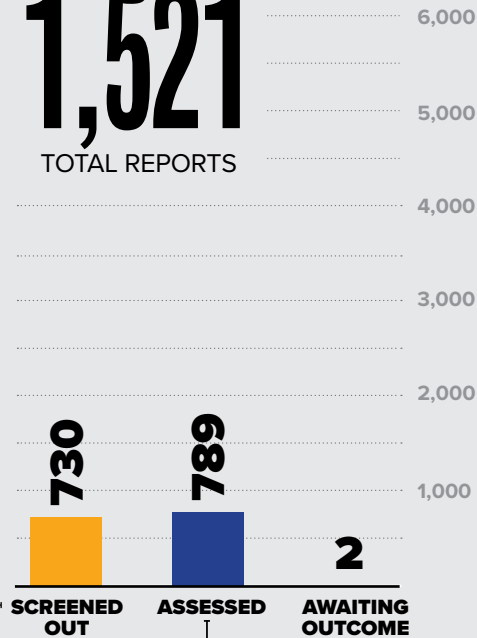
0/136 MALE FEMALE



2021 REPORTS OF GENERAL PROTECTIVE SERVICES

1,521

TOTAL REPORTS



NUMBER OF CHILDREN ASSESSED

1,099
TOTAL

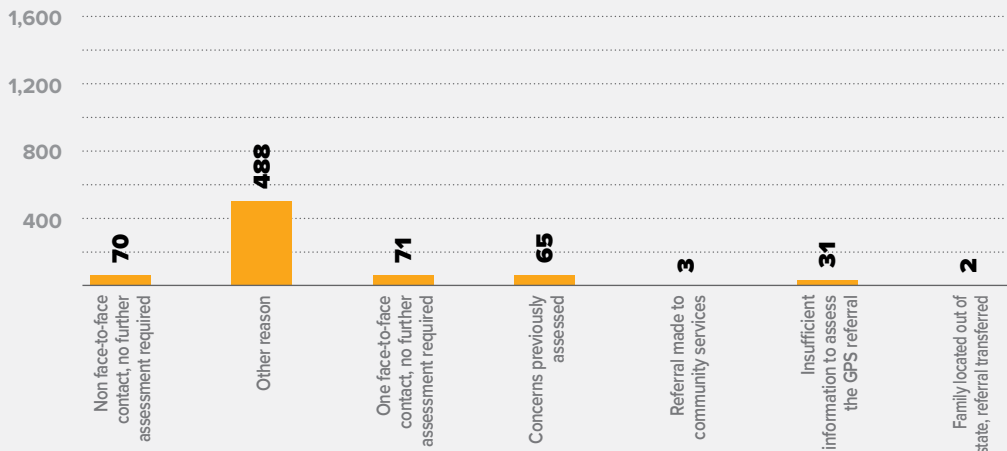
500
VALID

CHILDREN ASSESSED PER 1,000 CHILDREN

76.1
TOTAL

34.6
VALID

BREAKDOWN REPORTS SCREENED OUT BY REASON

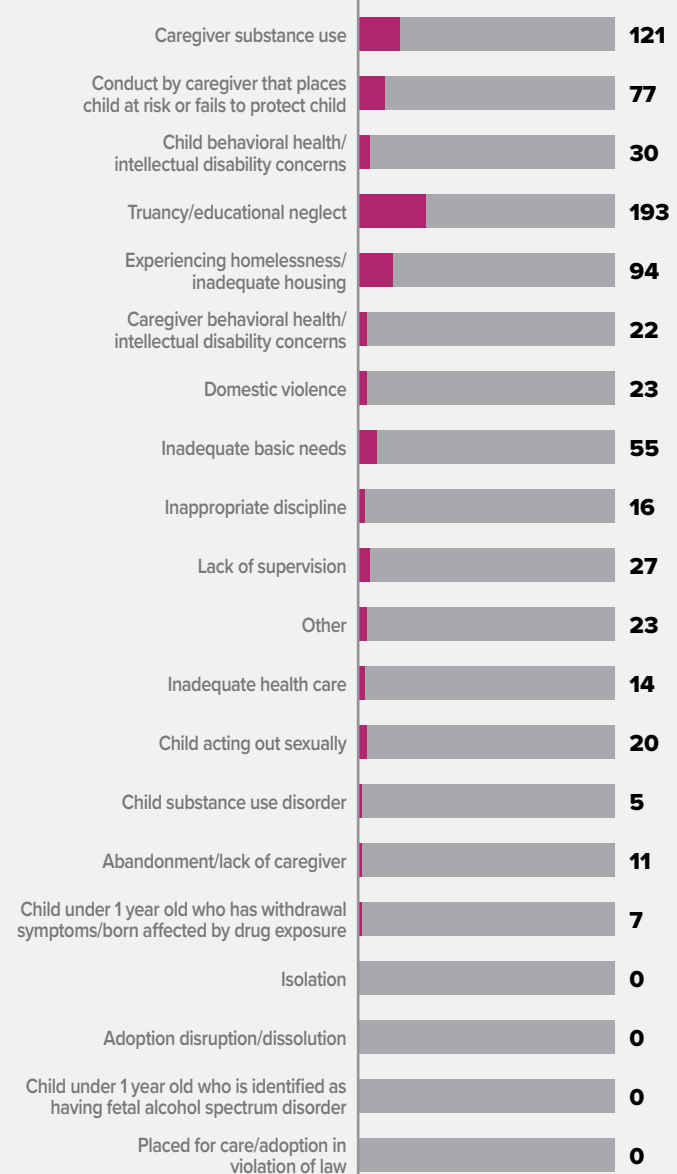


NOTE: Effective 10/3/2020, the screen out reasons were enhanced. This resulted in changes to some of the titles used for the Annual Report while other screen out reasons (*) were removed entirely.

VALID GPS CONCERNS BY TYPE

738

TOTAL CONCERNS



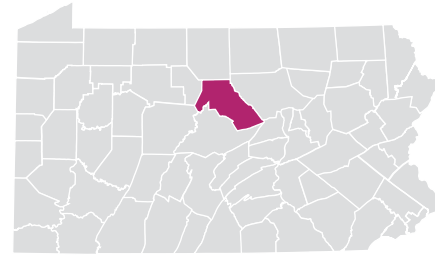
CLEARFIELD COUNTY

NOTE: A report may have more than one concern for each report; therefore, the total number of concerns will be greater than the total number of reports. In some reports, more than one child was assessed with valid concerns; therefore, the number of children assessed exceeds the number of valid assessed reports.

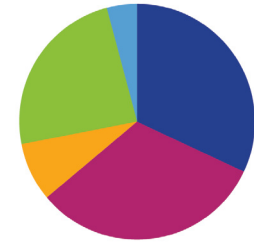


CLINTON COUNTY

RURAL // POPULATION • 38,549 / POPULATION UNDER 18 • 7,794



TYPES OF ALLEGATIONS SUBSTANTIATED REPORTS



25 TOTAL ALLEGATIONS

- **8** (32.0%) Sexual Abuse
- **8** (32.0%) Physical Abuse/Bodily Injury
- **2** (8.0%) Reasonable Likelihood of Bodily Injury
- **6** (24.0%) Serious Physical Neglect
- **0** (0.0%) Engaging in Per Se Acts
- **1** (4.0%) Likelihood of Sexual Abuse/Exploitation
- **0** (0.0%) Severe Form of Trafficking in Persons or Sex Trafficking
- **0** (0.0%) Serious Mental Injury
- **0** (0.0%) Munchausen Syndrome by Proxy/Medical Abuse

▲ NOTE: A report may have more than one allegation for each report; therefore, the total number of allegations will be greater than the total number of reports.

2021 REPORTS OF CHILD ABUSE

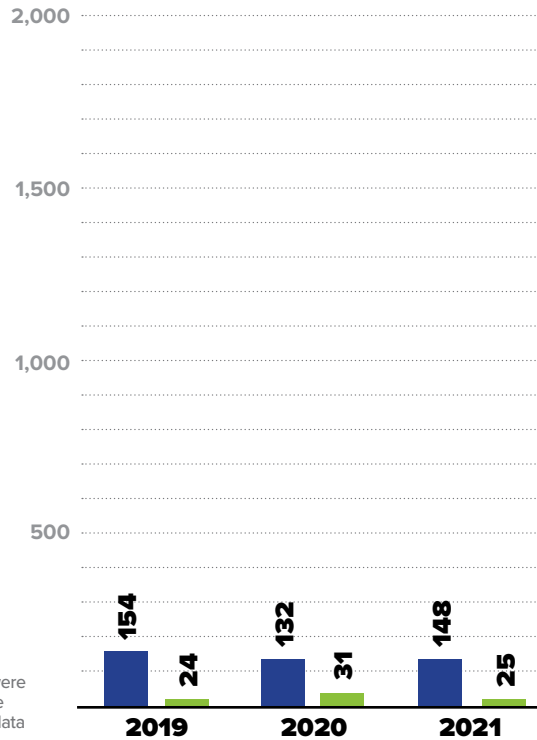
145

■ TOTAL REPORTS

25

■ SUBSTANTIATED REPORTS

▲ NOTE: CPS and GPS data reported were investigated and substantiated by the CCYA and may vary from statewide data which include both CCYA and OCFY Regional Office investigations.



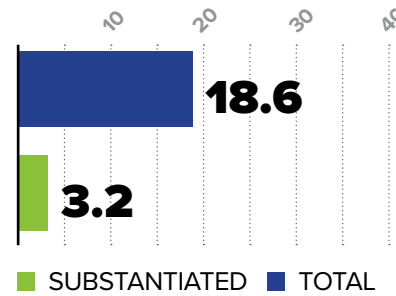
▲ NOTE: Regional investigations which occurred in the county are included in these totals.

SUBSTANTIATED REPORTS BY SEX OF VICTIM

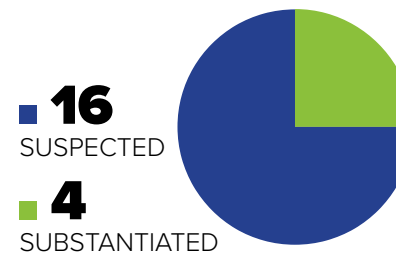
FEMALE
14
56.0%

MALE
11
44.0%

CHILD ABUSE REPORTS PER 1,000 CHILDREN



CASES OF REPEAT ABUSE SUBSTANTIATED REPORTS



\$900,972

EXPENDITURES CHILD ABUSE INVESTIGATIONS AND GENERAL PROTECTIVE SERVICES ASSESSMENTS



2021 SUBSTANTIATED FATALITIES

0/58 MALE 0 FEMALE 0

2021 SUBSTANTIATED NEAR FATALITIES

1/136 MALE 0 FEMALE 1

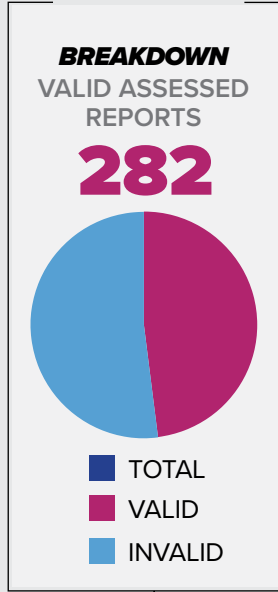
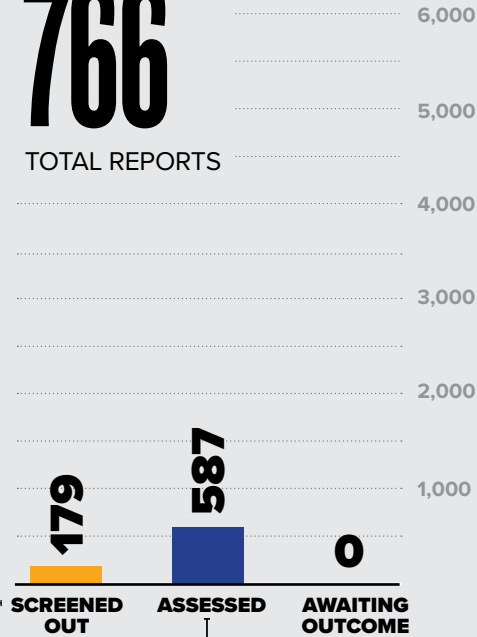


NOTE: A report may have more than one concern for each report; therefore, the total number of concerns will be greater than the total number of reports. In some reports, more than one child was assessed with valid concerns; therefore, the number of children assessed exceeds the number of valid assessed reports.

2021 REPORTS OF GENERAL PROTECTIVE SERVICES

766

TOTAL REPORTS



NUMBER OF CHILDREN ASSESSED



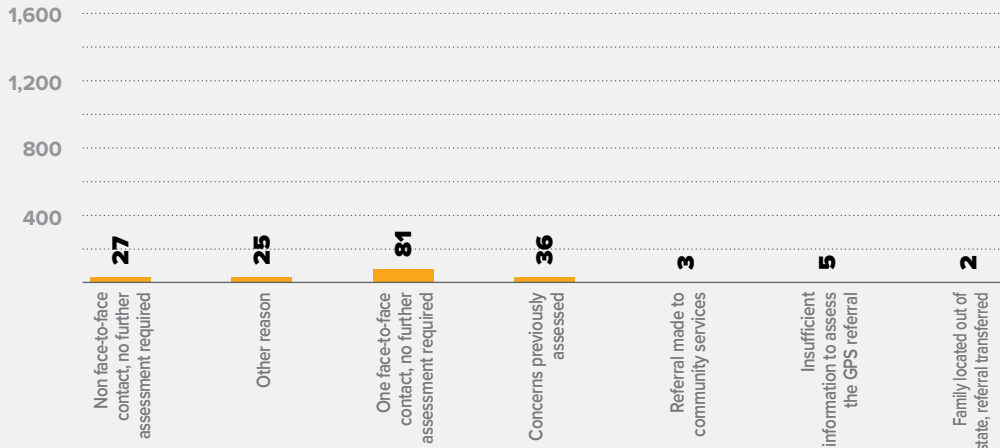
VALID GPS CONCERNS BY TYPE

561

TOTAL CONCERNS



BREAKDOWN REPORTS SCREENED OUT BY REASON

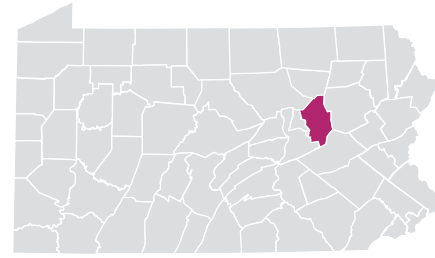


NOTE: Effective 10/3/2020, the screen out reasons were enhanced. This resulted in changes to some of the titles used for the Annual Report while other screen out reasons (*) were removed entirely.

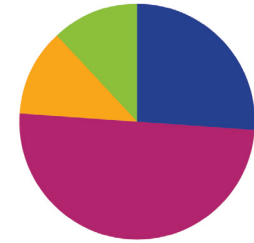


COLUMBIA COUNTY

RURAL // POPULATION • 65,390 / POPULATION UNDER 18 • 11,552



TYPES OF ALLEGATIONS SUBSTANTIATED REPORTS



42 TOTAL ALLEGATIONS

- **11** (26.2%) Sexual Abuse
- **21** (50.0%) Physical Abuse/Bodily Injury
- **5** (11.9%) Reasonable Likelihood of Bodily Injury
- **5** (11.9%) Serious Physical Neglect
- **0** (0.0%) Engaging in Per Se Acts
- **0** (0.0%) Likelihood of Sexual Abuse/Exploitation
- **0** (0.0%) Severe Form of Trafficking in Persons or Sex Trafficking
- **0** (0.0%) Serious Mental Injury
- **0** (0.0%) Munchausen Syndrome by Proxy/Medical Abuse

▲ NOTE: A report may have more than one allegation for each report; therefore, the total number of allegations will be greater than the total number of reports.

2021 REPORTS OF CHILD ABUSE

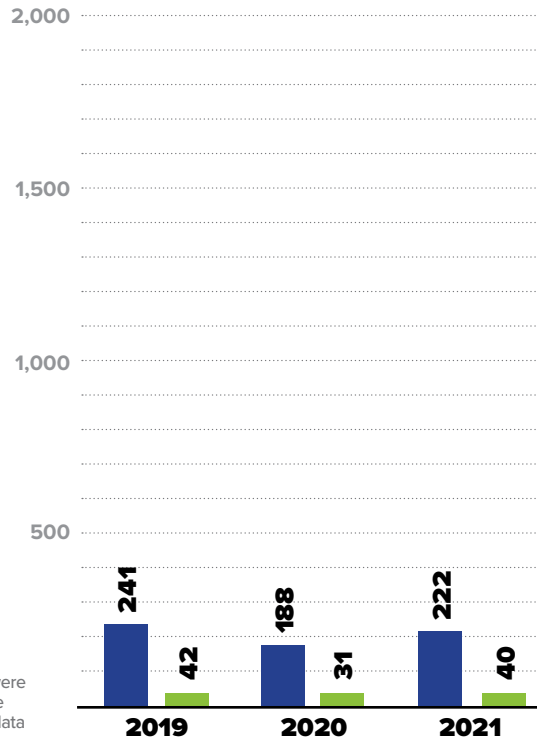
221

■ TOTAL REPORTS

40

■ SUBSTANTIATED REPORTS

▲ NOTE: CPS and GPS data reported were investigated and substantiated by the CCYA and may vary from statewide data which include both CCYA and OCFY Regional Office investigations.



▲ NOTE: Regional investigations which occurred in the county are included in these totals.

SUBSTANTIATED REPORTS BY SEX OF VICTIM

FEMALE

27

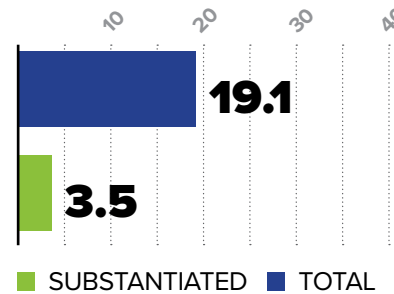
67.5%

MALE

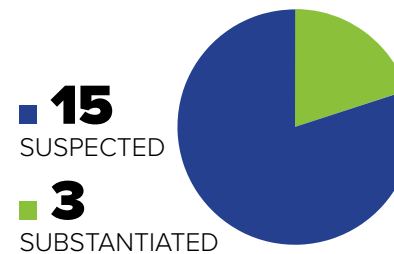
13

32.5%

CHILD ABUSE REPORTS PER 1,000 CHILDREN



CASES OF REPEAT ABUSE SUBSTANTIATED REPORTS



\$524,808

EXPENDITURES CHILD ABUSE INVESTIGATIONS AND GENERAL PROTECTIVE SERVICES ASSESSMENTS



2021 SUBSTANTIATED FATALITIES

1/58 MALE 0 FEMALE 1

2021 SUBSTANTIATED NEAR FATALITIES

1/136 MALE 0 FEMALE 1

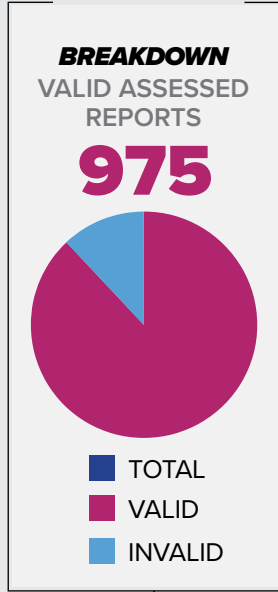
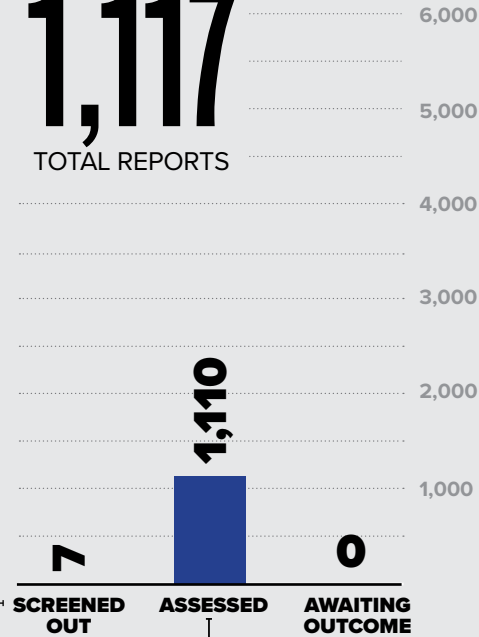


NOTE: A report may have more than one concern for each report; therefore, the total number of concerns will be greater than the total number of reports. In some reports, more than one child was assessed with valid concerns; therefore, the number of children assessed exceeds the number of valid assessed reports.

2021 REPORTS OF GENERAL PROTECTIVE SERVICES

1,117

TOTAL REPORTS



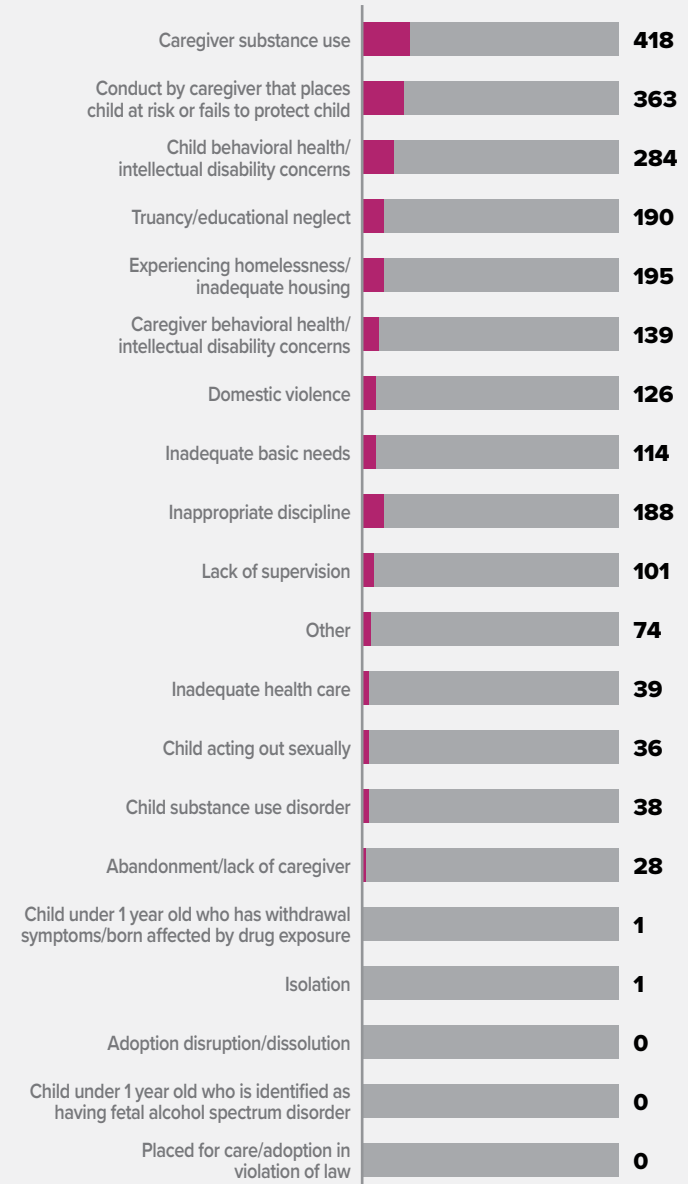
NUMBER OF CHILDREN ASSESSED



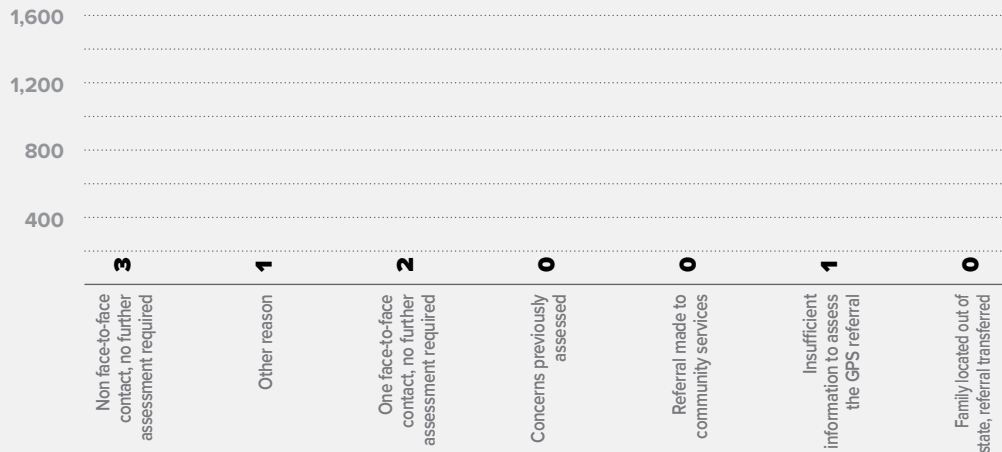
VALID GPS CONCERNS BY TYPE

2,335

TOTAL CONCERNS



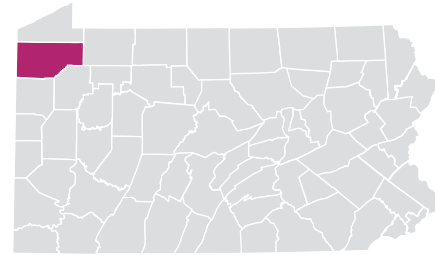
BREAKDOWN REPORTS SCREENED OUT BY REASON



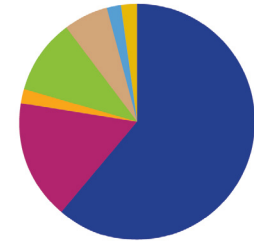
NOTE: Effective 10/3/2020, the screen out reasons were enhanced. This resulted in changes to some of the titles used for the Annual Report while other screen out reasons (*) were removed entirely.

CRAWFORD COUNTY

RURAL // POPULATION • 85,074 / POPULATION UNDER 18 • 17,661



TYPES OF ALLEGATIONS SUBSTANTIATED REPORTS



49 TOTAL ALLEGATIONS

- 30** (61.2%) Sexual Abuse
- 8** (16.3%) Physical Abuse/Bodily Injury
- 1** (2.0%) Reasonable Likelihood of Bodily Injury
- 5** (10.2%) Serious Physical Neglect
- 3** (6.1%) Engaging in Per Se Acts
- 1** (2.0%) Likelihood of Sexual Abuse/Exploitation
- 1** (2.0%) Severe Form of Trafficking in Persons or Sex Trafficking
- 0** (0.0%) Serious Mental Injury
- 0** (0.0%) Munchausen Syndrome by Proxy/Medical Abuse

▲ NOTE: A report may have more than one allegation for each report; therefore, the total number of allegations will be greater than the total number of reports.

2021 REPORTS OF CHILD ABUSE

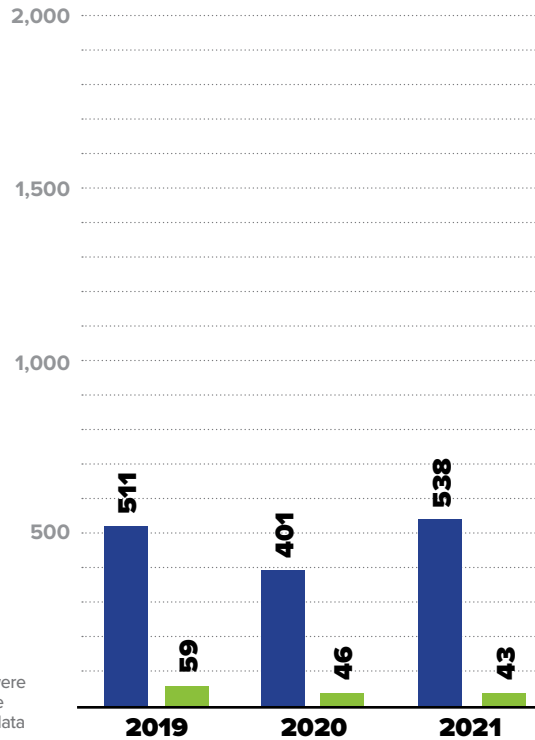
522

■ TOTAL REPORTS

43

■ SUBSTANTIATED REPORTS

▲ NOTE: CPS and GPS data reported were investigated and substantiated by the CCYA and may vary from statewide data which include both CCYA and OCYF Regional Office investigations.



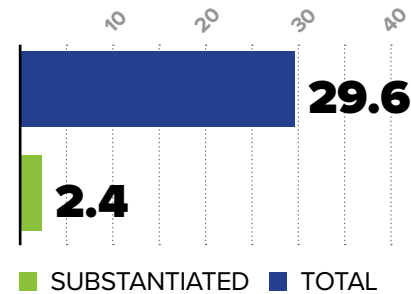
▲ NOTE: Regional investigations which occurred in the county are included in these totals.

SUBSTANTIATED REPORTS BY SEX OF VICTIM

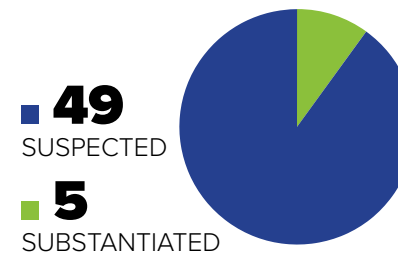
FEMALE
32
74.4%

MALE
11
25.6%

CHILD ABUSE REPORTS PER 1,000 CHILDREN



CASES OF REPEAT ABUSE SUBSTANTIATED REPORTS



\$2,831,295

EXPENDITURES CHILD ABUSE INVESTIGATIONS AND GENERAL PROTECTIVE SERVICES ASSESSMENTS



2021 SUBSTANTIATED FATALITIES

1/58 MALE FEMALE
1 **0**

2021 SUBSTANTIATED NEAR FATALITIES

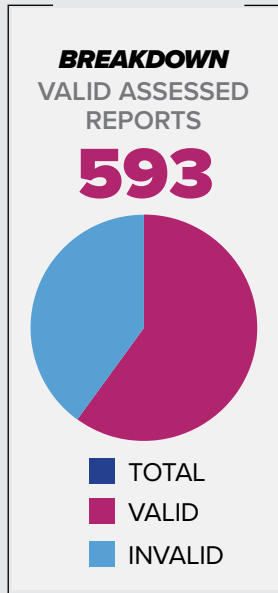
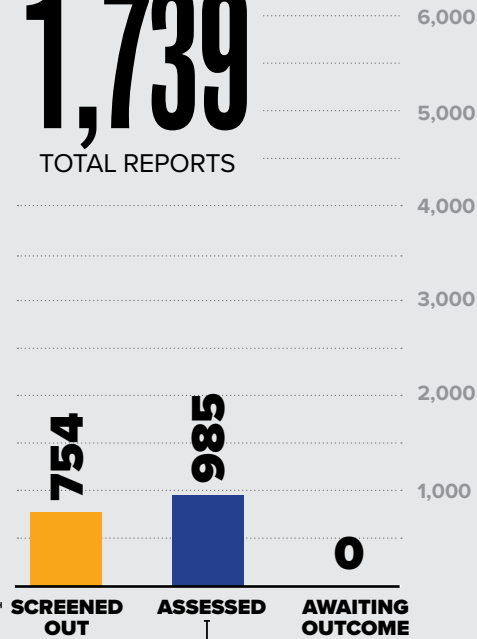
1/136 MALE FEMALE
1 **0**



2021 REPORTS OF GENERAL PROTECTIVE SERVICES

1,739

TOTAL REPORTS



NUMBER OF CHILDREN ASSESSED

1,665
TOTAL

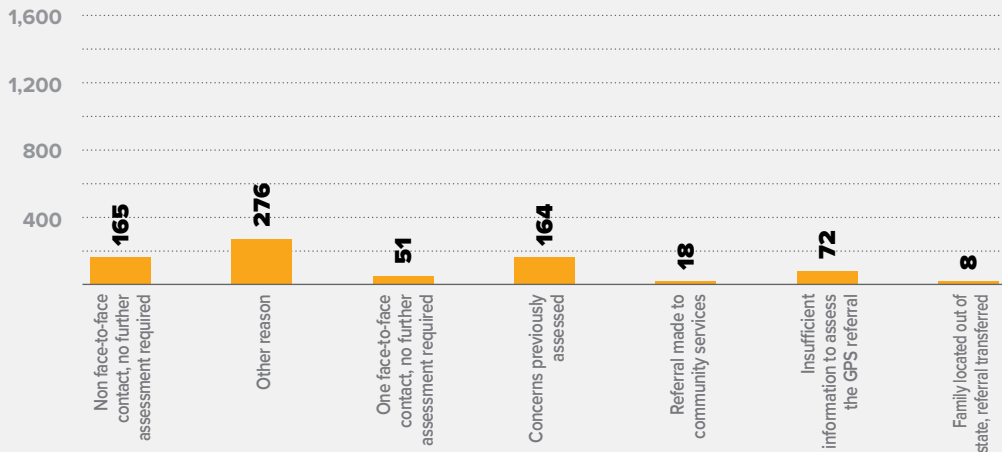
954
VALID

CHILDREN ASSESSED PER 1,000 CHILDREN

94.3
TOTAL

54.0
VALID

BREAKDOWN REPORTS SCREENED OUT BY REASON

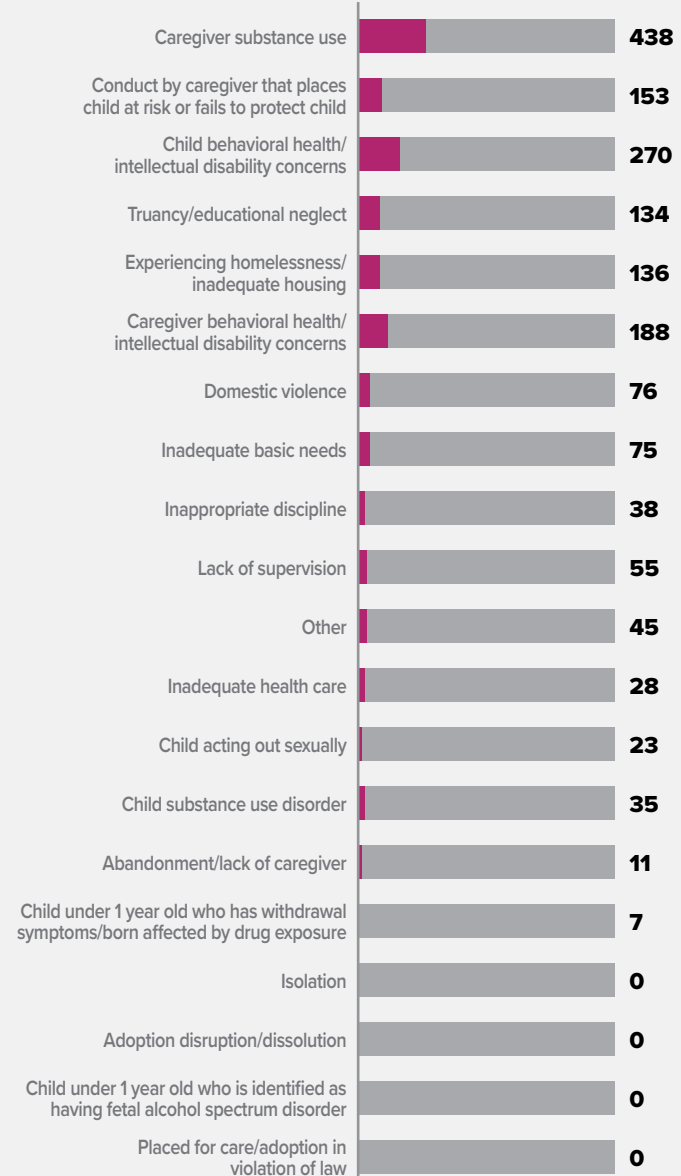


NOTE: Effective 10/3/2020, the screen out reasons were enhanced. This resulted in changes to some of the titles used for the Annual Report while other screen out reasons (*) were removed entirely.

VALID GPS CONCERNS BY TYPE

1,712

TOTAL CONCERNS



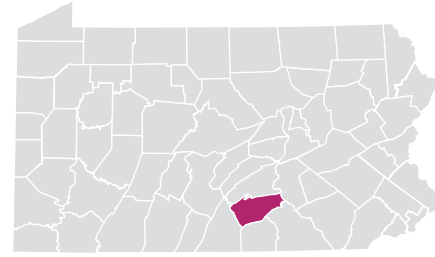
CRAWFORD COUNTY

NOTE: A report may have more than one concern for each report; therefore, the total number of concerns will be greater than the total number of reports. In some reports, more than one child was assessed with valid concerns; therefore, the number of children assessed exceeds the number of valid assessed reports.

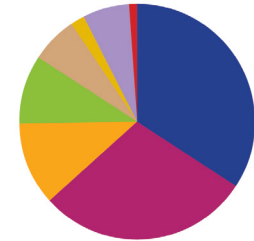


CUMBERLAND COUNTY

URBAN // POPULATION • 251,487 / POPULATION UNDER 18 • 51,036



TYPES OF ALLEGATIONS SUBSTANTIATED REPORTS



96 TOTAL ALLEGATIONS

- 33** (34.4%) Sexual Abuse
- 28** (29.2%) Physical Abuse/Bodily Injury
- 11** (11.5%) Reasonable Likelihood of Bodily Injury
- 9** (9.4%) Serious Physical Neglect
- 6** (6.3%) Engaging in Per Se Acts
- 0** (0.0%) Likelihood of Sexual Abuse/Exploitation
- 2** (2.1%) Severe Form of Trafficking in Persons or Sex Trafficking
- 6** (6.3%) Serious Mental Injury
- 1** (1.0%) Munchausen Syndrome by Proxy/Medical Abuse

▲ NOTE: A report may have more than one allegation for each report; therefore, the total number of allegations will be greater than the total number of reports.

2021 REPORTS OF CHILD ABUSE

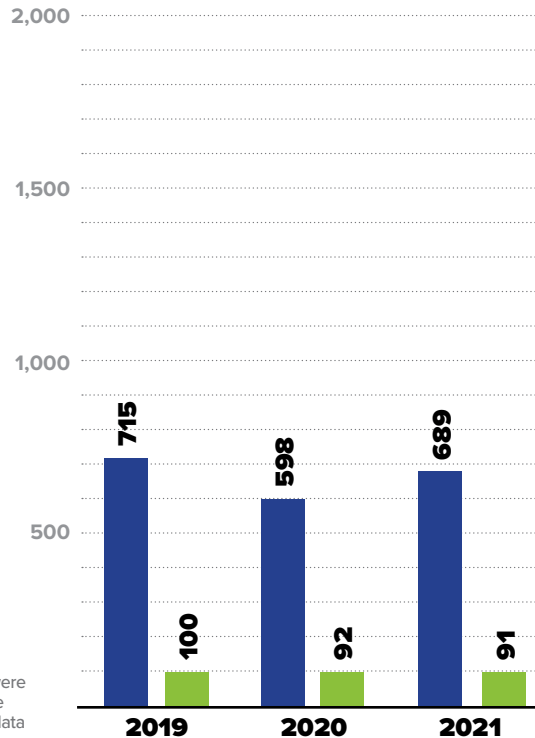
680

■ TOTAL REPORTS

91

■ SUBSTANTIATED REPORTS

▲ NOTE: CPS and GPS data reported were investigated and substantiated by the CCYA and may vary from statewide data which include both CCYA and OCYF Regional Office investigations.



▲ NOTE: Regional investigations which occurred in the county are included in these totals.

SUBSTANTIATED REPORTS BY SEX OF VICTIM

FEMALE

67

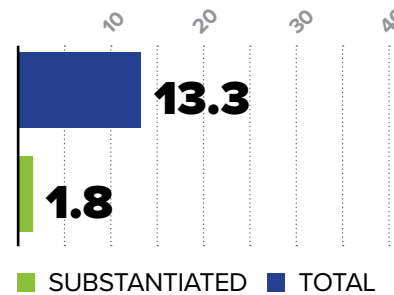
73.6%

MALE

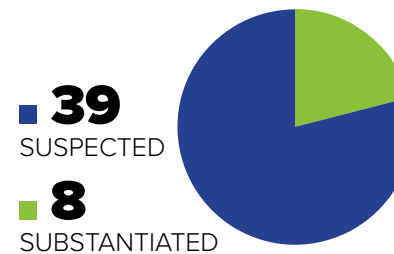
24

26.4%

CHILD ABUSE REPORTS PER 1,000 CHILDREN



CASES OF REPEAT ABUSE SUBSTANTIATED REPORTS



\$2,225,336

EXPENDITURES CHILD ABUSE INVESTIGATIONS AND GENERAL PROTECTIVE SERVICES ASSESSMENTS



2021 SUBSTANTIATED FATALITIES

1/58 MALE 0 FEMALE 1

2021 SUBSTANTIATED NEAR FATALITIES

2/136 MALE 0 FEMALE 2

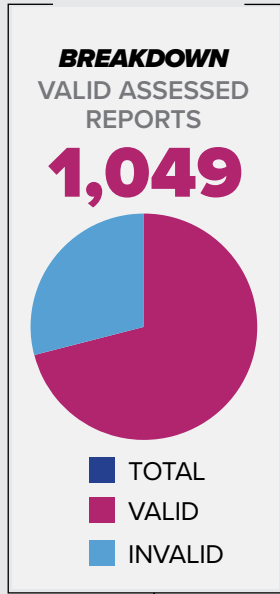
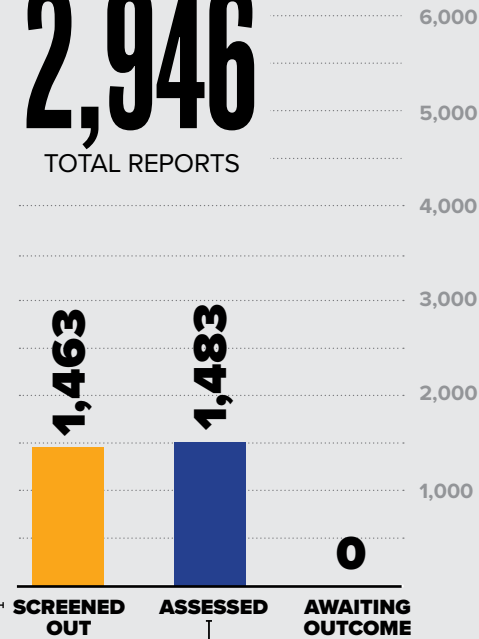


NOTE: A report may have more than one concern for each report; therefore, the total number of concerns will be greater than the total number of reports. In some reports, more than one child was assessed with valid concerns; therefore, the number of children assessed exceeds the number of valid assessed reports.

2021 REPORTS OF GENERAL PROTECTIVE SERVICES

2,946

TOTAL REPORTS



NUMBER OF CHILDREN ASSESSED

2,235
TOTAL

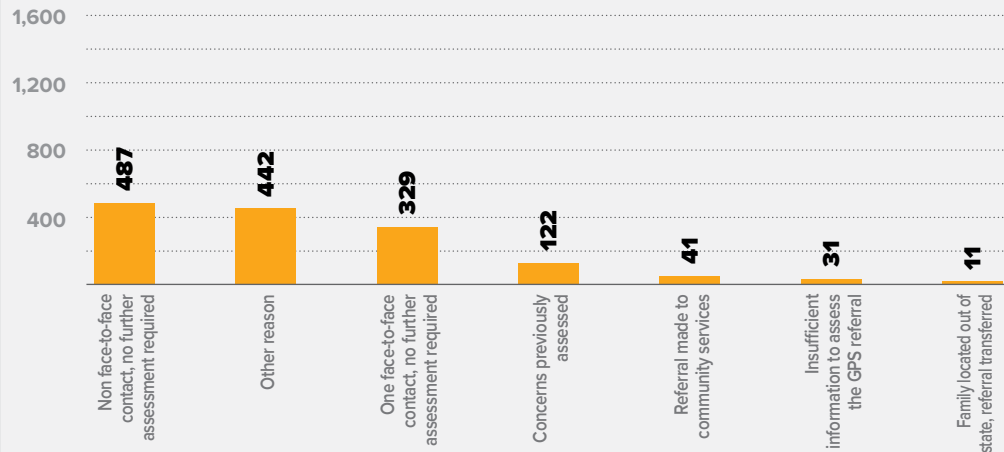
1,553
VALID

CHILDREN ASSESSED PER 1,000 CHILDREN

43.8
TOTAL

30.4
VALID

BREAKDOWN REPORTS SCREENED OUT BY REASON

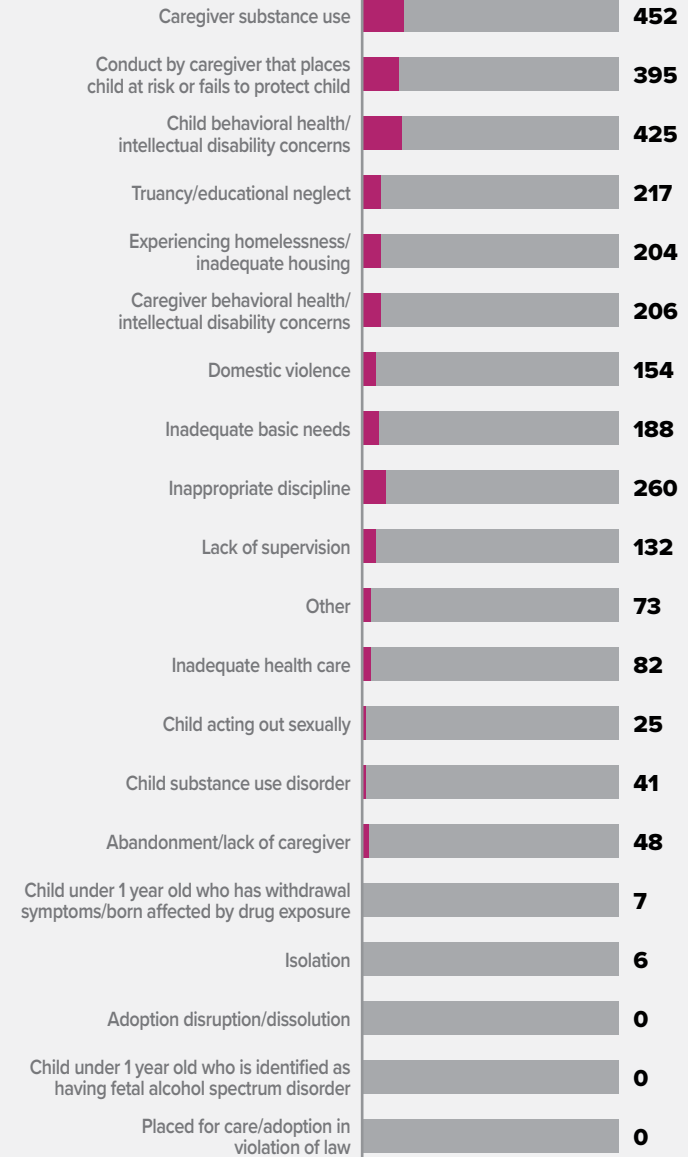


NOTE: Effective 10/3/2020, the screen out reasons were enhanced. This resulted in changes to some of the titles used for the Annual Report while other screen out reasons (*) were removed entirely.

VALID GPS CONCERNS BY TYPE

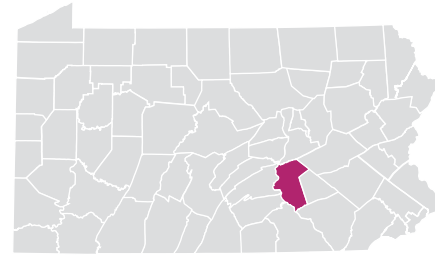
2,915

TOTAL CONCERNS

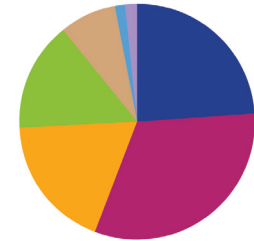


DAUPHIN COUNTY

URBAN // POPULATION • 277,071 / POPULATION UNDER 18 • 62,309



TYPES OF ALLEGATIONS SUBSTANTIATED REPORTS



250 TOTAL ALLEGATIONS

- **60** (24.0%) Sexual Abuse
- **80** (32.0%) Physical Abuse/Bodily Injury
- **46** (18.4%) Reasonable Likelihood of Bodily Injury
- **37** (14.8%) Serious Physical Neglect
- **20** (8.0%) Engaging in Per Se Acts
- **3** (1.2%) Likelihood of Sexual Abuse/Exploitation
- **0** (0.0%) Severe Form of Trafficking in Persons or Sex Trafficking
- **4** (1.6%) Serious Mental Injury
- **0** (0.0%) Munchausen Syndrome by Proxy/Medical Abuse

▲ NOTE: A report may have more than one allegation for each report; therefore, the total number of allegations will be greater than the total number of reports.

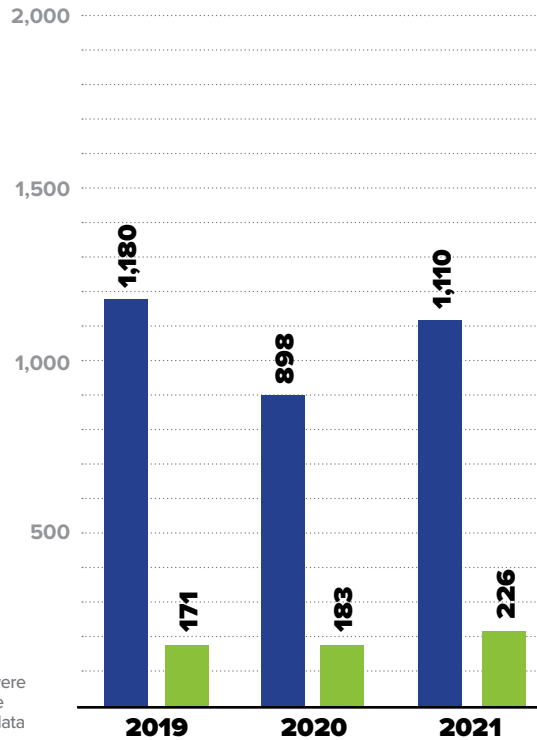
2021 REPORTS OF CHILD ABUSE

1,074

■ TOTAL REPORTS

225

■ SUBSTANTIATED REPORTS



▲ NOTE: CPS and GPS data reported were investigated and substantiated by the CCYA and may vary from statewide data which include both CCYA and OCFY Regional Office investigations.

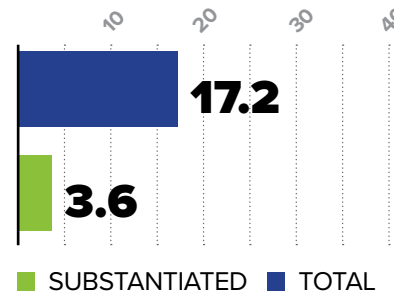
▲ NOTE: Regional investigations which occurred in the county are included in these totals.

SUBSTANTIATED REPORTS BY SEX OF VICTIM

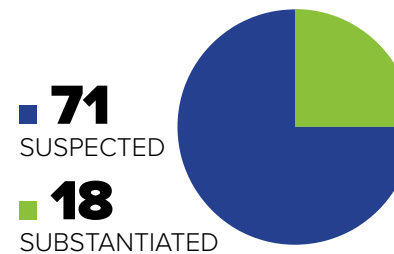
FEMALE
124
55.1%

MALE
101
44.9%

CHILD ABUSE REPORTS PER 1,000 CHILDREN



CASES OF REPEAT ABUSE SUBSTANTIATED REPORTS



\$3,828,077

EXPENDITURES CHILD ABUSE INVESTIGATIONS AND GENERAL PROTECTIVE SERVICES ASSESSMENTS



2021 SUBSTANTIATED FATALITIES

5/58 ▶ MALE **4** FEMALE **1**

2021 SUBSTANTIATED NEAR FATALITIES

5/136 ▶ MALE **4** FEMALE **1**



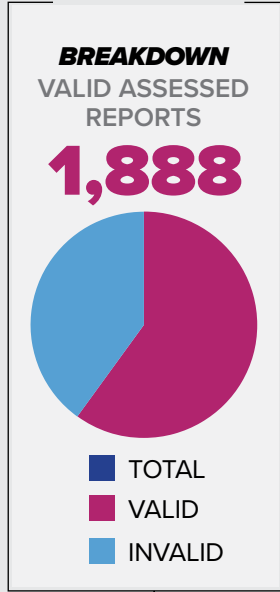
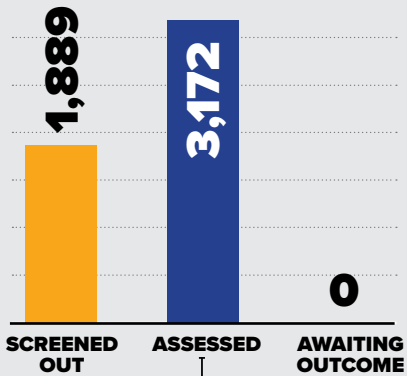


NOTE: A report may have more than one concern for each report; therefore, the total number of concerns will be greater than the total number of reports. In some reports, more than one child was assessed with valid concerns; therefore, the number of children assessed exceeds the number of valid assessed reports.

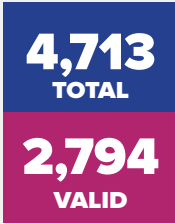
2021 REPORTS OF GENERAL PROTECTIVE SERVICES

5,061

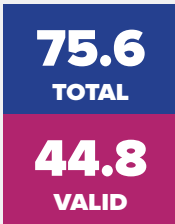
TOTAL REPORTS



NUMBER OF CHILDREN ASSESSED



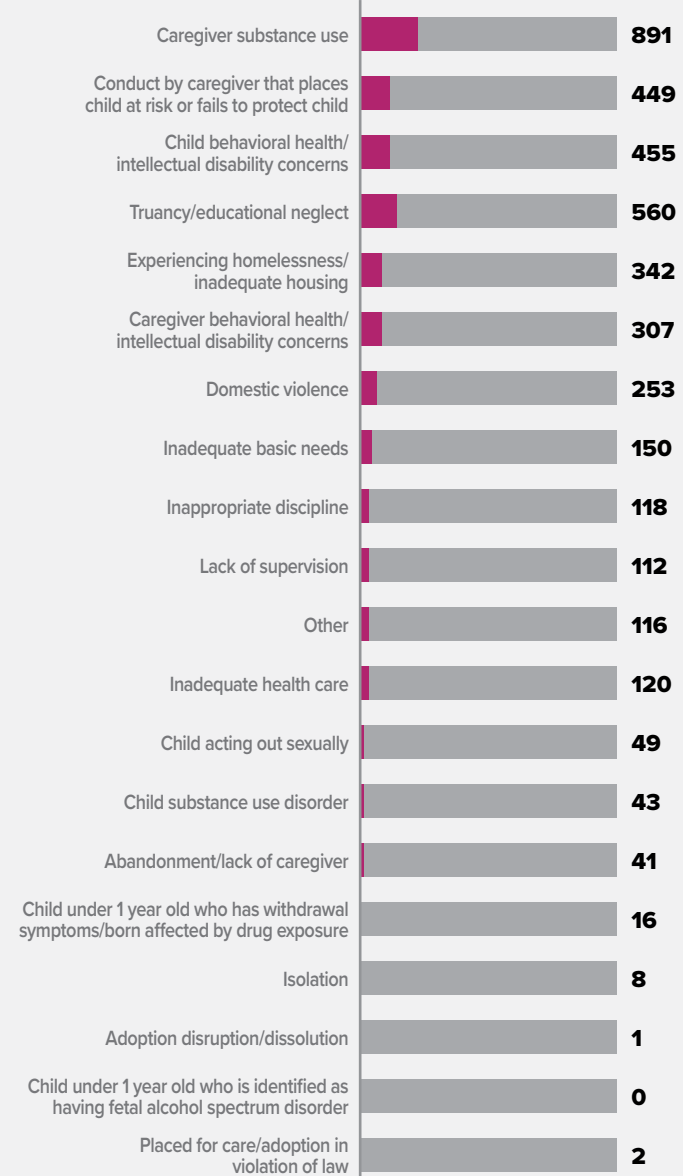
CHILDREN ASSESSED PER 1,000 CHILDREN



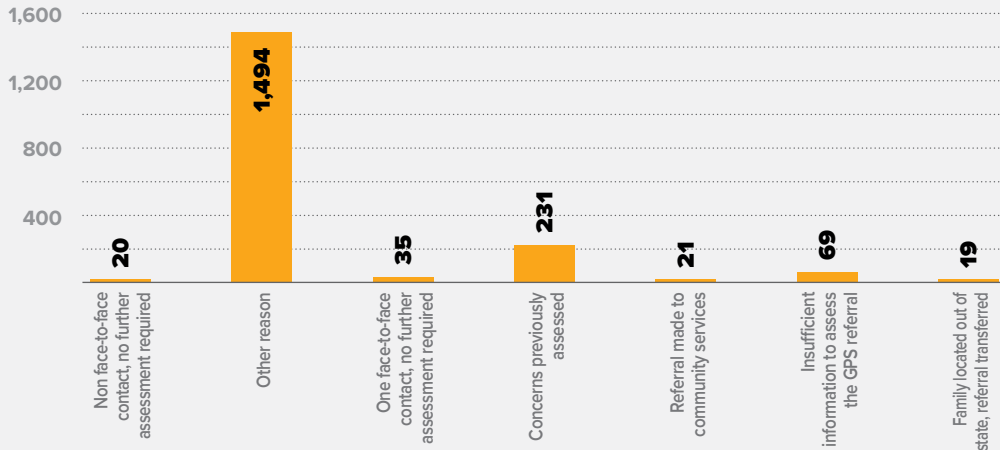
VALID GPS CONCERNS BY TYPE

4,033

TOTAL CONCERNS



BREAKDOWN REPORTS SCREENED OUT BY REASON

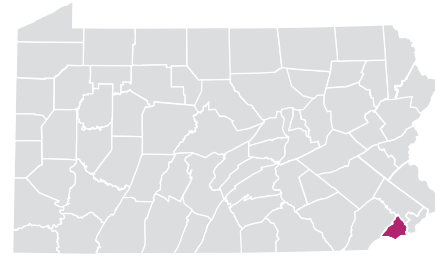


NOTE: Effective 10/3/2020, the screen out reasons were enhanced. This resulted in changes to some of the titles used for the Annual Report while other screen out reasons (*) were removed entirely.

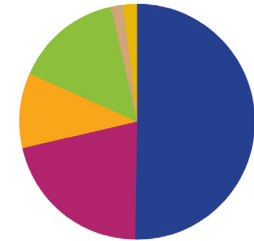


DELAWARE COUNTY

URBAN // POPULATION • 565,328 / POPULATION UNDER 18 • 124,495



TYPES OF ALLEGATIONS SUBSTANTIATED REPORTS



109 TOTAL ALLEGATIONS

- 55** (50.5%) Sexual Abuse
- 23** (21.1%) Physical Abuse/Bodily Injury
- 11** (10.1%) Reasonable Likelihood of Bodily Injury
- 16** (14.7%) Serious Physical Neglect
- 2** (1.8%) Engaging in Per Se Acts
- 0** (0.0%) Likelihood of Sexual Abuse/Exploitation
- 2** (1.8%) Severe Form of Trafficking in Persons or Sex Trafficking
- 0** (0.0%) Serious Mental Injury
- 0** (0.0%) Munchausen Syndrome by Proxy/Medical Abuse

▲ NOTE: A report may have more than one allegation for each report; therefore, the total number of allegations will be greater than the total number of reports.

2021 REPORTS OF CHILD ABUSE

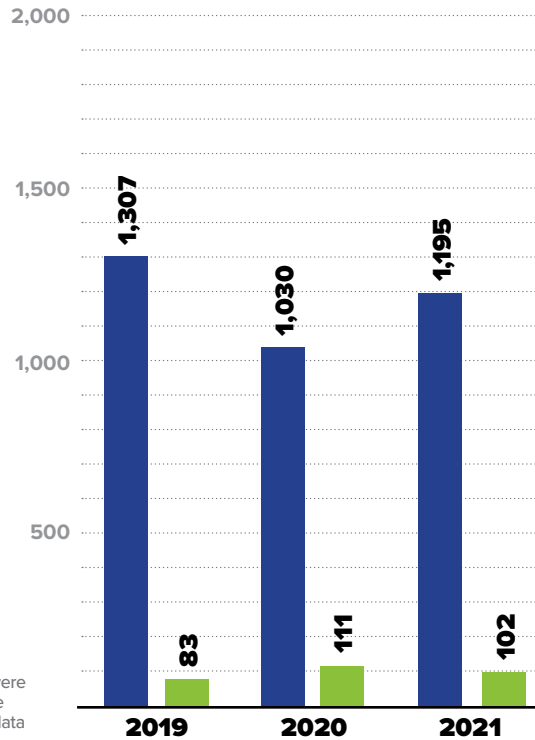
1,172

■ TOTAL REPORTS

102

■ SUBSTANTIATED REPORTS

▲ NOTE: CPS and GPS data reported were investigated and substantiated by the CCYA and may vary from statewide data which include both CCYA and OCFY Regional Office investigations.



▲ NOTE: Regional investigations which occurred in the county are included in these totals.

SUBSTANTIATED REPORTS BY SEX OF VICTIM

FEMALE

72

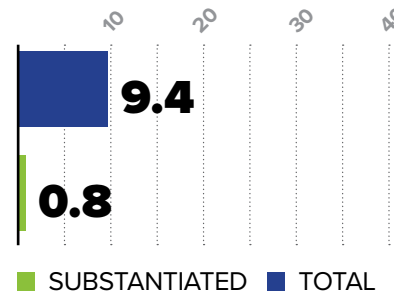
70.6%

MALE

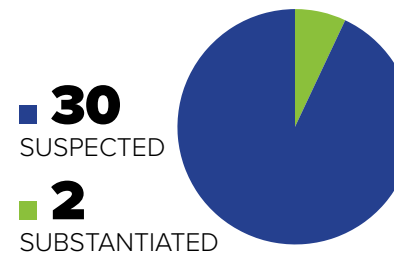
30

29.4%

CHILD ABUSE REPORTS PER 1,000 CHILDREN



CASES OF REPEAT ABUSE SUBSTANTIATED REPORTS



\$6,720,884

EXPENDITURES CHILD ABUSE INVESTIGATIONS AND GENERAL PROTECTIVE SERVICES ASSESSMENTS



2021 SUBSTANTIATED FATALITIES

2/58 ▶ MALE **1** FEMALE **1**

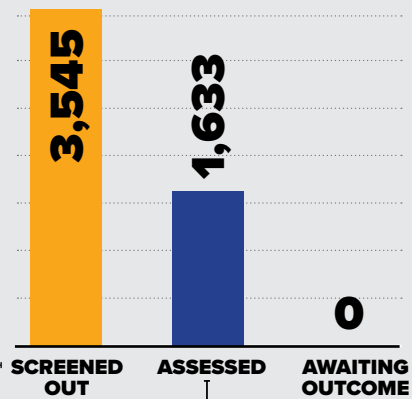
2021 SUBSTANTIATED NEAR FATALITIES

7/136 ▶ MALE **6** FEMALE **1**

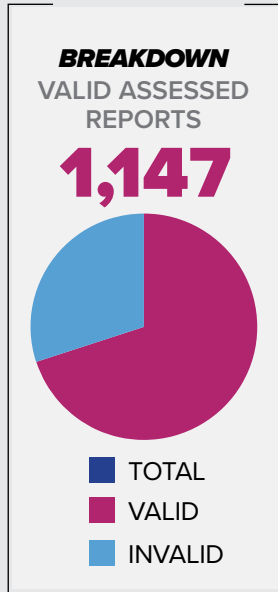
2021 REPORTS OF GENERAL PROTECTIVE SERVICES

5,178

TOTAL REPORTS



6,000
5,000
4,000
3,000
2,000
1,000



NUMBER OF CHILDREN ASSESSED

2,416
TOTAL

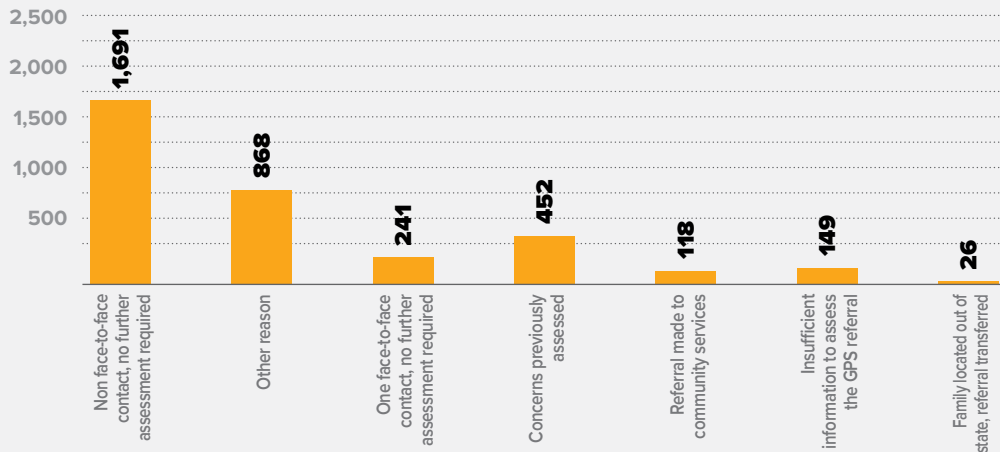
1,685
VALID

CHILDREN ASSESSED PER 1,000 CHILDREN

19.4
TOTAL

13.5
VALID

BREAKDOWN REPORTS SCREENED OUT BY REASON

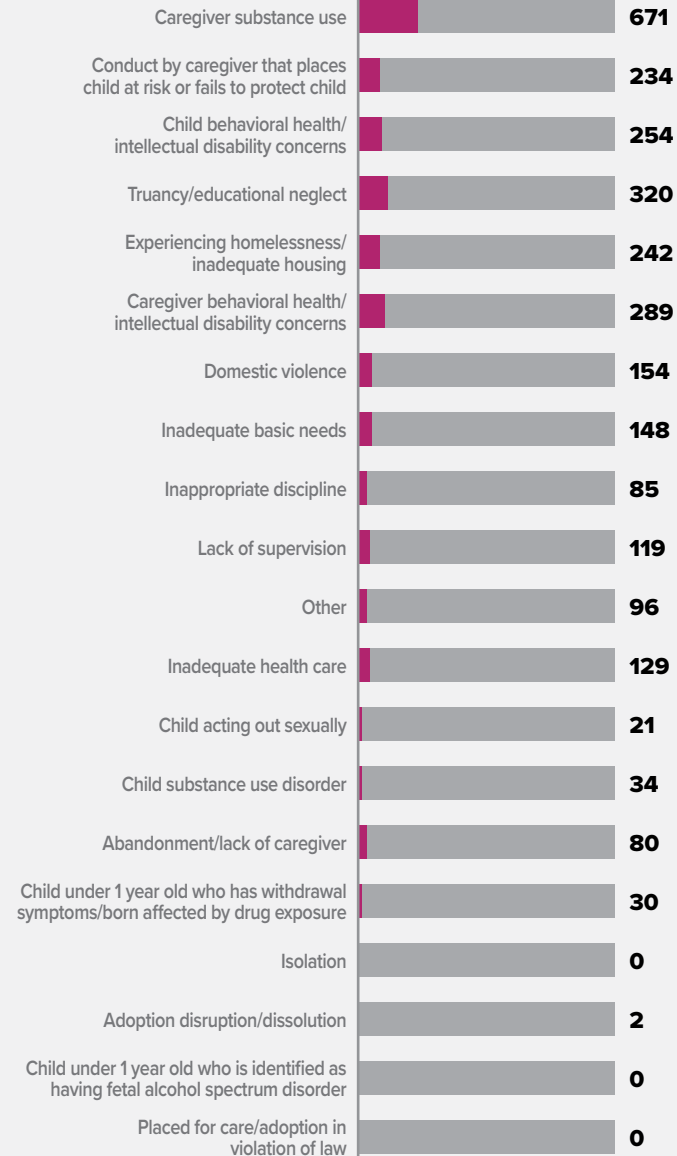


NOTE: Effective 10/3/2020, the screen out reasons were enhanced. This resulted in changes to some of the titles used for the Annual Report while other screen out reasons (*) were removed entirely.

VALID GPS CONCERNS BY TYPE

2,908

TOTAL CONCERNS



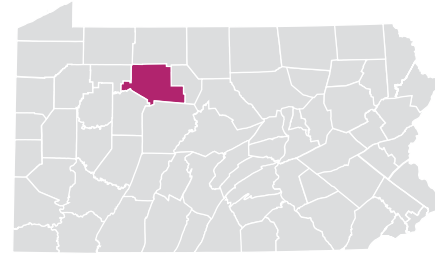
DELAWARE COUNTY

NOTE: A report may have more than one concern for each report; therefore, the total number of concerns will be greater than the total number of reports. In some reports, more than one child was assessed with valid concerns; therefore, the number of children assessed exceeds the number of valid assessed reports.

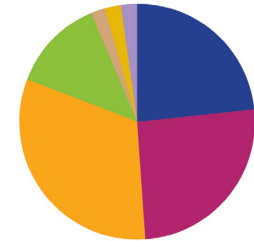


ELK COUNTY

RURAL // POPULATION • 30,077 / POPULATION UNDER 18 • 5,741



TYPES OF ALLEGATIONS SUBSTANTIATED REPORTS



47 TOTAL ALLEGATIONS

- **11** (23.4%) Sexual Abuse
- **12** (25.5%) Physical Abuse/Bodily Injury
- **15** (31.9%) Reasonable Likelihood of Bodily Injury
- **6** (12.8%) Serious Physical Neglect
- **1** (2.1%) Engaging in Per Se Acts
- **0** (0.0%) Likelihood of Sexual Abuse/Exploitation
- **1** (2.1%) Severe Form of Trafficking in Persons or Sex Trafficking
- **1** (2.1%) Serious Mental Injury
- **0** (0.0%) Munchausen Syndrome by Proxy/Medical Abuse

▲ NOTE: A report may have more than one allegation for each report; therefore, the total number of allegations will be greater than the total number of reports.

2021 REPORTS OF CHILD ABUSE

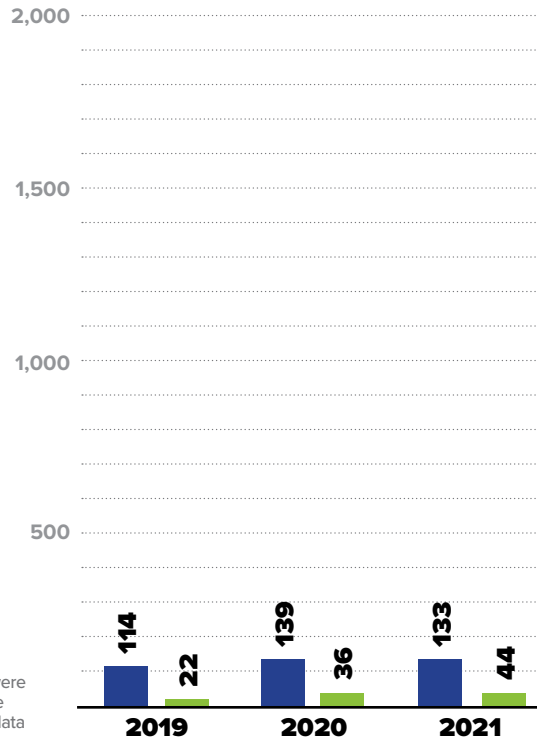
133

■ TOTAL REPORTS

44

■ SUBSTANTIATED REPORTS

▲ NOTE: CPS and GPS data reported were investigated and substantiated by the CCYA and may vary from statewide data which include both CCYA and OCFY Regional Office investigations.



▲ NOTE: Regional investigations which occurred in the county are included in these totals.

SUBSTANTIATED REPORTS BY SEX OF VICTIM

FEMALE

22

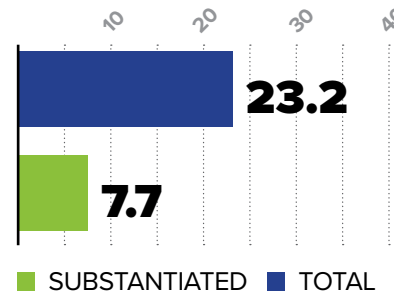
50.0%

MALE

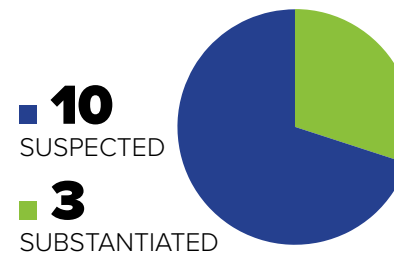
22

50.0%

CHILD ABUSE REPORTS PER 1,000 CHILDREN



CASES OF REPEAT ABUSE SUBSTANTIATED REPORTS



\$431,922

EXPENDITURES CHILD ABUSE INVESTIGATIONS AND GENERAL PROTECTIVE SERVICES ASSESSMENTS



2021 SUBSTANTIATED FATALITIES

0/58 MALE 0 FEMALE 0

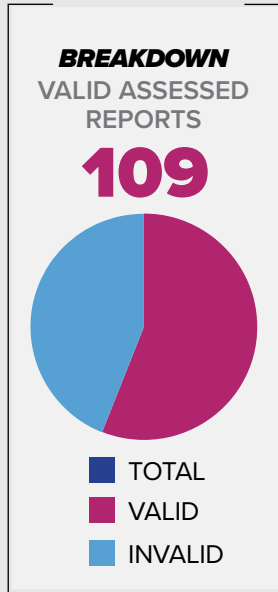
2021 SUBSTANTIATED NEAR FATALITIES

1/136 MALE 1 FEMALE 0

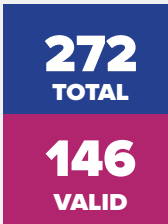
2021 REPORTS OF GENERAL PROTECTIVE SERVICES

544

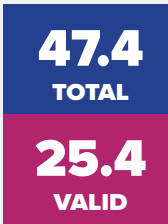
TOTAL REPORTS



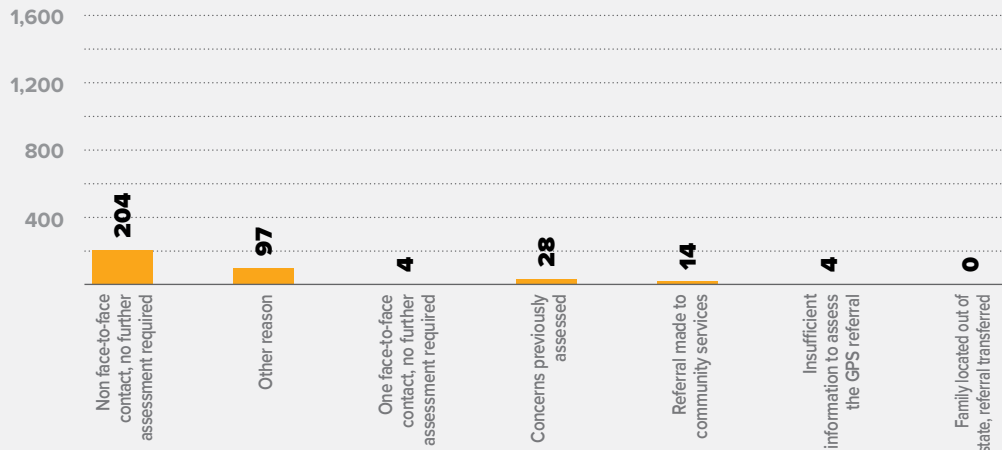
NUMBER OF CHILDREN ASSESSED



CHILDREN ASSESSED PER 1,000 CHILDREN



BREAKDOWN REPORTS SCREENED OUT BY REASON

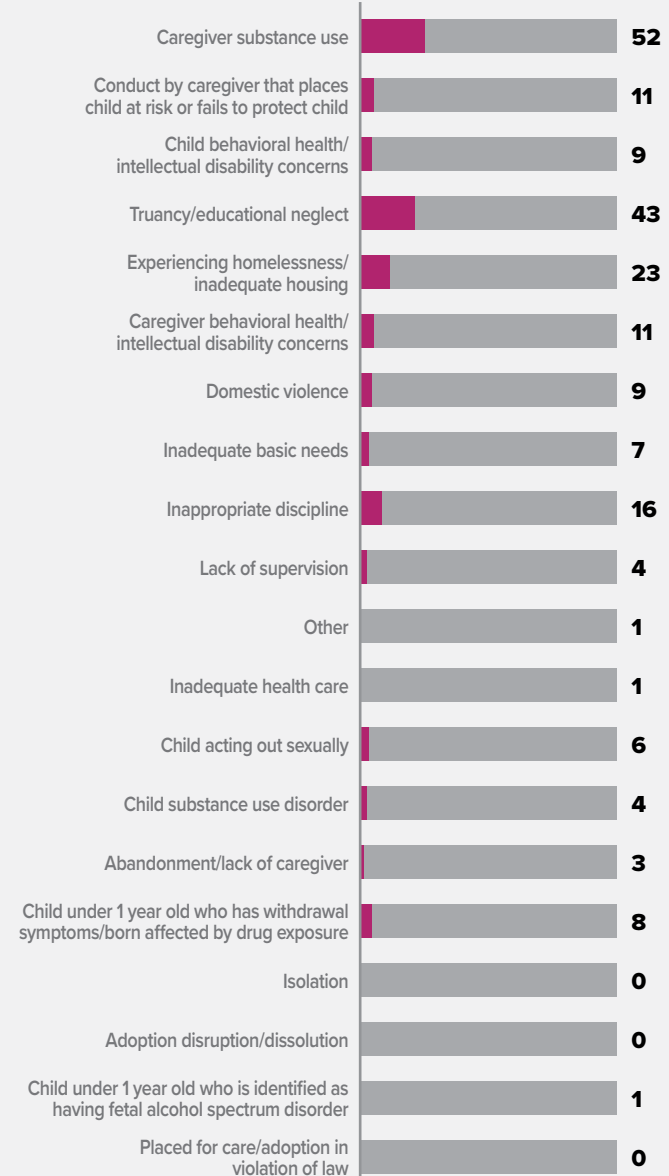


NOTE: Effective 10/3/2020, the screen out reasons were enhanced. This resulted in changes to some of the titles used for the Annual Report while other screen out reasons (*) were removed entirely.

VALID GPS CONCERNS BY TYPE

209

TOTAL CONCERNS



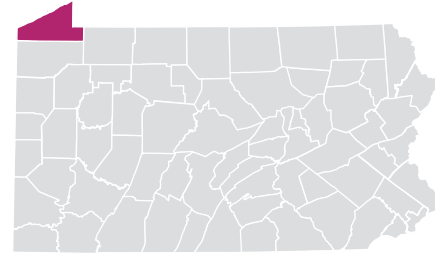
ELK COUNTY

NOTE: A report may have more than one concern for each report; therefore, the total number of concerns will be greater than the total number of reports. In some reports, more than one child was assessed with valid concerns; therefore, the number of children assessed exceeds the number of valid assessed reports.

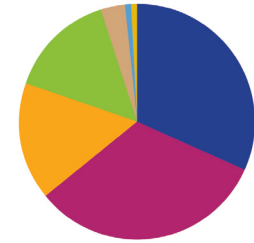


ERIE COUNTY

URBAN // POPULATION • 272,046 / POPULATION UNDER 18 • 57,995



TYPES OF ALLEGATIONS SUBSTANTIATED REPORTS



123 TOTAL ALLEGATIONS

- 39** (31.7%) Sexual Abuse
- 40** (32.5%) Physical Abuse/Bodily Injury
- 20** (16.3%) Reasonable Likelihood of Bodily Injury
- 18** (14.6%) Serious Physical Neglect
- 4** (3.3%) Engaging in Per Se Acts
- 1** (0.8%) Likelihood of Sexual Abuse/Exploitation
- 1** (0.8%) Severe Form of Trafficking in Persons or Sex Trafficking
- 0** (0.0%) Serious Mental Injury
- 0** (0.0%) Munchausen Syndrome by Proxy/Medical Abuse

▲ NOTE: A report may have more than one allegation for each report; therefore, the total number of allegations will be greater than the total number of reports.

2021 REPORTS OF CHILD ABUSE

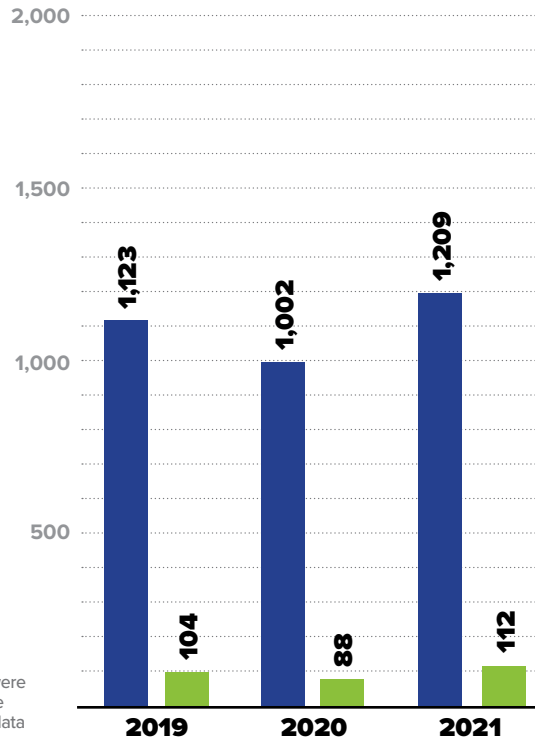
1,155

■ TOTAL REPORTS

110

■ SUBSTANTIATED REPORTS

▲ NOTE: CPS and GPS data reported were investigated and substantiated by the CCYA and may vary from statewide data which include both CCYA and OCFY Regional Office investigations.



▲ NOTE: Regional investigations which occurred in the county are included in these totals.

SUBSTANTIATED REPORTS BY SEX OF VICTIM

FEMALE

65

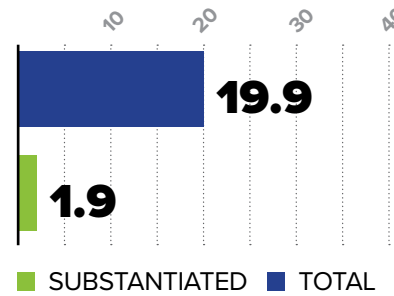
59.1%

MALE

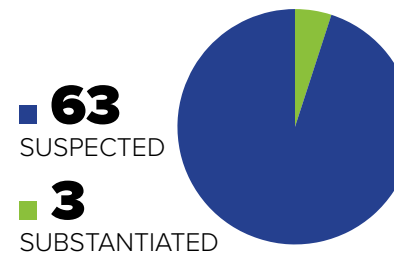
45

40.9%

CHILD ABUSE REPORTS PER 1,000 CHILDREN



CASES OF REPEAT ABUSE SUBSTANTIATED REPORTS



\$5,662,325

EXPENDITURES CHILD ABUSE INVESTIGATIONS AND GENERAL PROTECTIVE SERVICES ASSESSMENTS



2021 SUBSTANTIATED FATALITIES

0/58 MALE 0 FEMALE 0

2021 SUBSTANTIATED NEAR FATALITIES

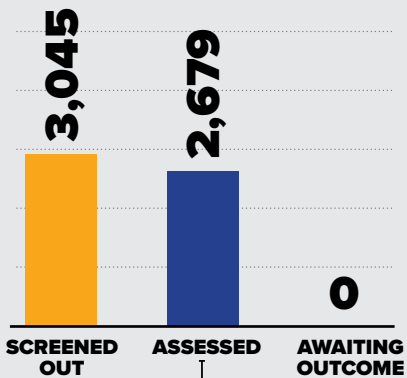
3/136 MALE 0 FEMALE 3



2021 REPORTS OF GENERAL PROTECTIVE SERVICES

5,724

TOTAL REPORTS



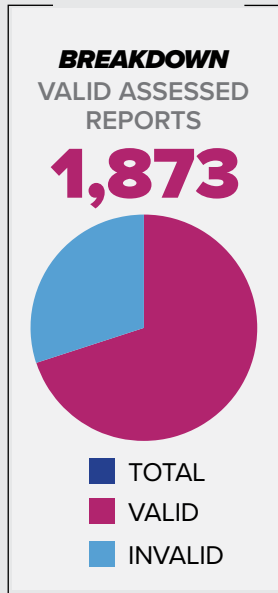
10,000

8,000

6,000

4,000

2,000



NUMBER OF CHILDREN ASSESSED

6,086
TOTAL

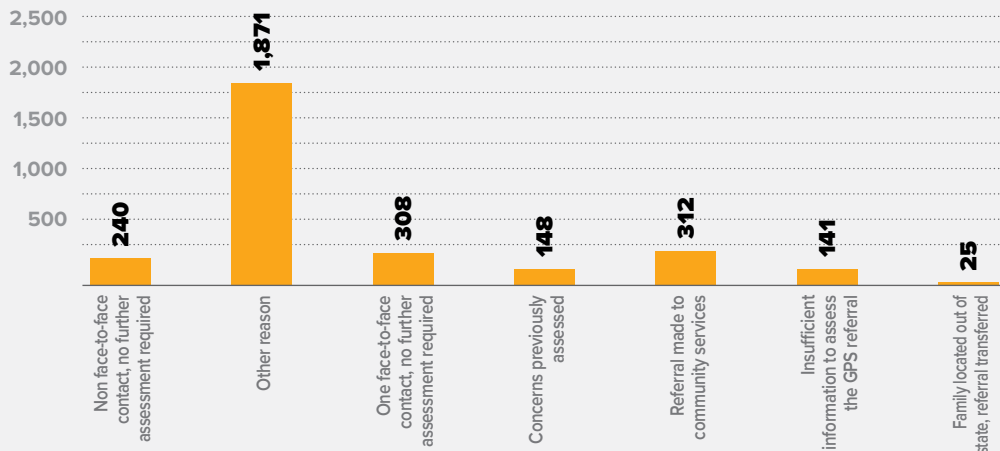
3,644
VALID

CHILDREN ASSESSED PER 1,000 CHILDREN

104.9
TOTAL

62.8
VALID

BREAKDOWN REPORTS SCREENED OUT BY REASON

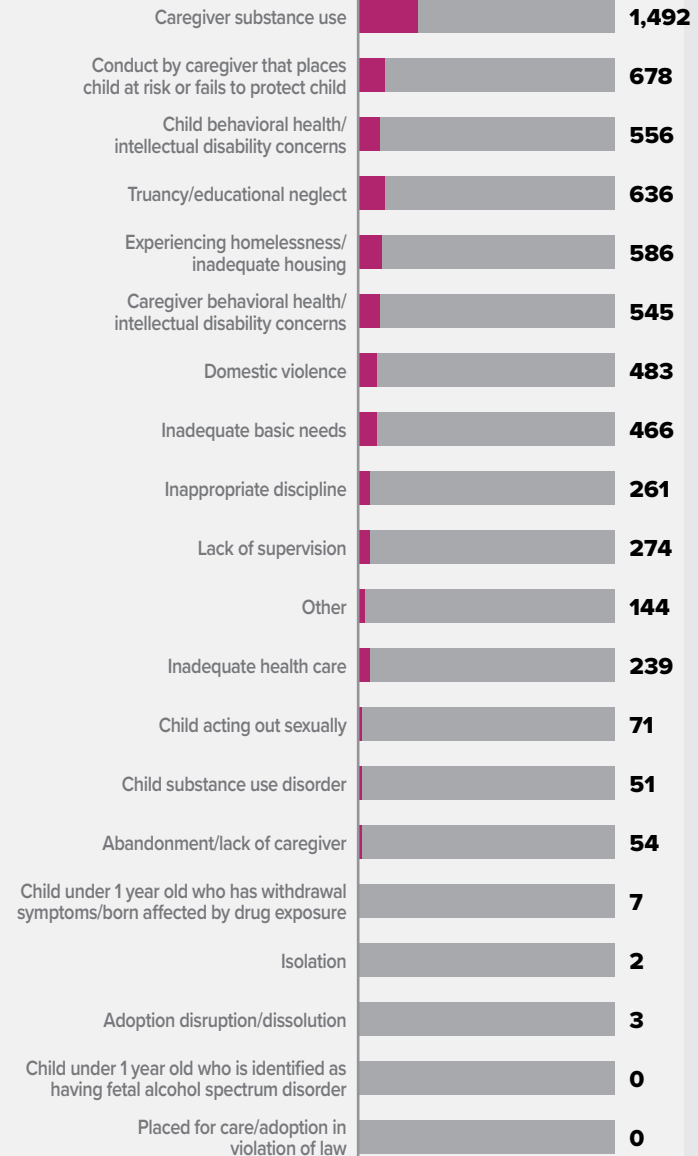


NOTE: Effective 10/3/2020, the screen out reasons were enhanced. This resulted in changes to some of the titles used for the Annual Report while other screen out reasons (*) were removed entirely.

VALID GPS CONCERNS BY TYPE

6,548

TOTAL CONCERNS



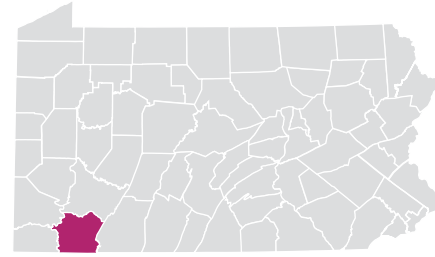
ERIE COUNTY

NOTE: A report may have more than one concern for each report; therefore, the total number of concerns will be greater than the total number of reports. In some reports, more than one child was assessed with valid concerns; therefore, the number of children assessed exceeds the number of valid assessed reports.

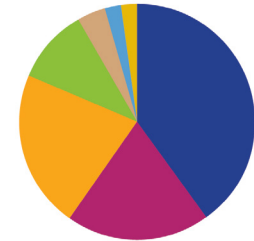


FAYETTE COUNTY

RURAL // POPULATION • 130,329 / POPULATION UNDER 18 • 25,096



TYPES OF ALLEGATIONS SUBSTANTIATED REPORTS



97 TOTAL ALLEGATIONS

- 39** (40.2%) Sexual Abuse
- 19** (19.6%) Physical Abuse/Bodily Injury
- 21** (21.6%) Reasonable Likelihood of Bodily Injury
- 10** (10.3%) Serious Physical Neglect
- 4** (4.1%) Engaging in Per Se Acts
- 2** (2.1%) Likelihood of Sexual Abuse/Exploitation
- 2** (2.1%) Severe Form of Trafficking in Persons or Sex Trafficking
- 0** (0.0%) Serious Mental Injury
- 0** (0.0%) Munchausen Syndrome by Proxy/Medical Abuse

▲ NOTE: A report may have more than one allegation for each report; therefore, the total number of allegations will be greater than the total number of reports.

2021 REPORTS OF CHILD ABUSE

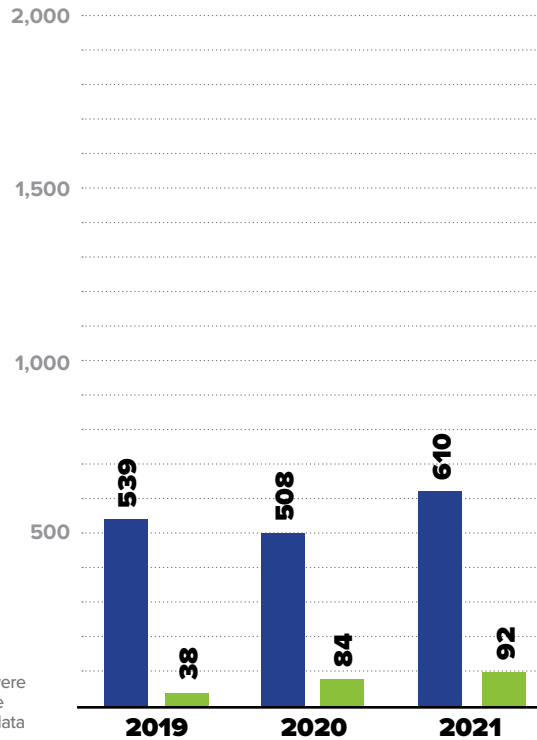
592

■ TOTAL REPORTS

92

■ SUBSTANTIATED REPORTS

▲ NOTE: CPS and GPS data reported were investigated and substantiated by the CCYA and may vary from statewide data which include both CCYA and OCYF Regional Office investigations.



▲ NOTE: Regional investigations which occurred in the county are included in these totals.

SUBSTANTIATED REPORTS BY SEX OF VICTIM

FEMALE

67

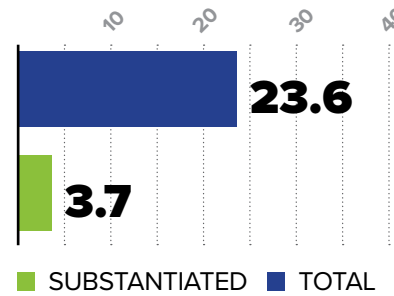
72.8%

MALE

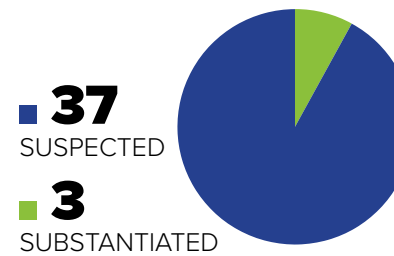
25

27.2%

CHILD ABUSE REPORTS PER 1,000 CHILDREN



CASES OF REPEAT ABUSE SUBSTANTIATED REPORTS



\$2,451,947

EXPENDITURES CHILD ABUSE INVESTIGATIONS AND GENERAL PROTECTIVE SERVICES ASSESSMENTS



2021 SUBSTANTIATED FATALITIES

1/58 MALE 1 FEMALE 0

2021 SUBSTANTIATED NEAR FATALITIES

1/136 MALE 0 FEMALE 1

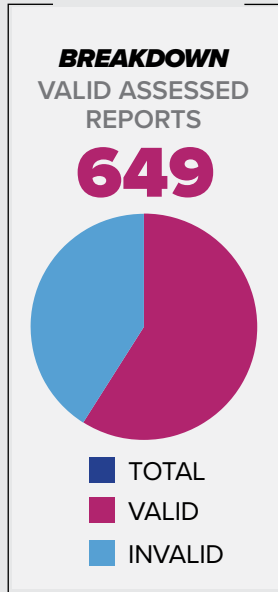
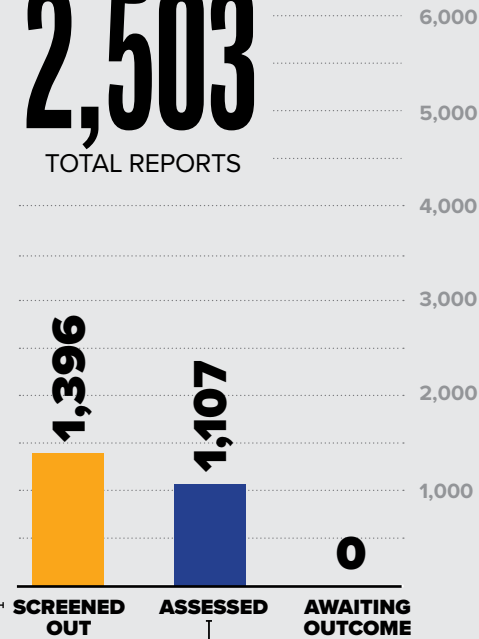


NOTE: A report may have more than one concern for each report; therefore, the total number of concerns will be greater than the total number of reports. In some reports, more than one child was assessed with valid concerns; therefore, the number of children assessed exceeds the number of valid assessed reports.

2021 REPORTS OF GENERAL PROTECTIVE SERVICES

2,503

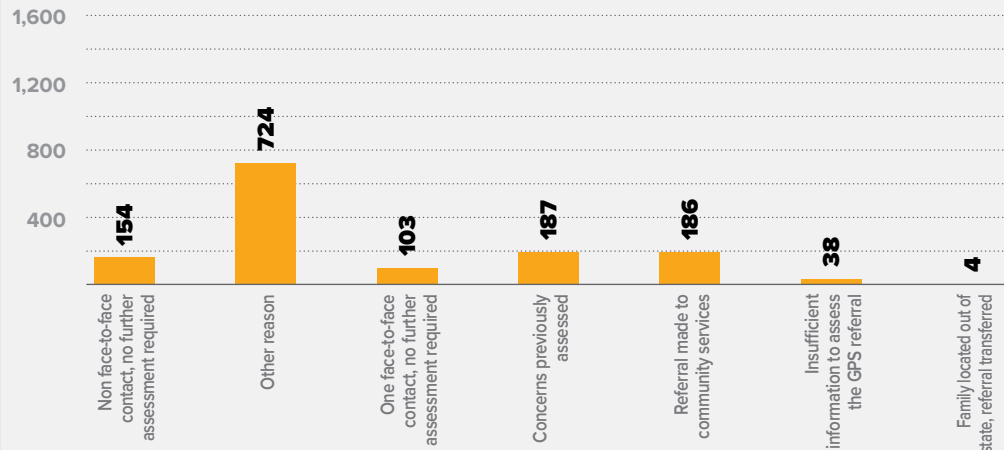
TOTAL REPORTS



NUMBER OF CHILDREN ASSESSED



BREAKDOWN REPORTS SCREENED OUT BY REASON

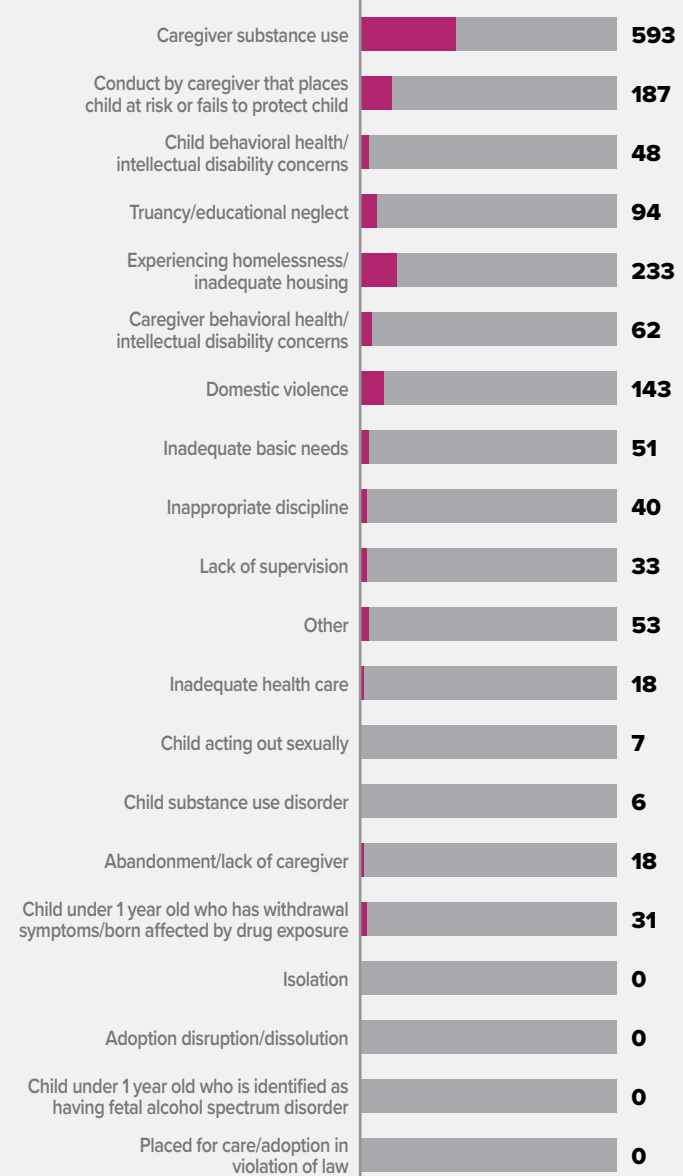


NOTE: Effective 10/3/2020, the screen out reasons were enhanced. This resulted in changes to some of the titles used for the Annual Report while other screen out reasons (*) were removed entirely.

VALID GPS CONCERNS BY TYPE

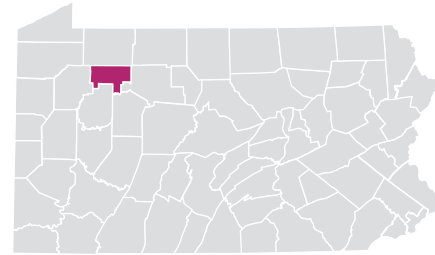
1,617

TOTAL CONCERNS

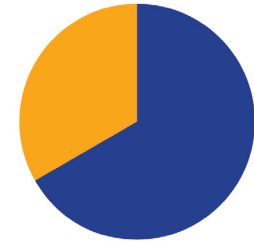


FOREST COUNTY

RURAL // POPULATION • 7,190 / POPULATION UNDER 18 • 377



TYPES OF ALLEGATIONS SUBSTANTIATED REPORTS



3 TOTAL ALLEGATIONS

- **2** (66.7%) Sexual Abuse
- **0** (0.0%) Physical Abuse/Bodily Injury
- **1** (33.3%) Reasonable Likelihood of Bodily Injury
- **0** (0.0%) Serious Physical Neglect
- **0** (0.0%) Engaging in Per Se Acts
- **0** (0.0%) Likelihood of Sexual Abuse/Exploitation
- **0** (0.0%) Severe Form of Trafficking in Persons or Sex Trafficking
- **0** (0.0%) Serious Mental Injury
- **0** (0.0%) Munchausen Syndrome by Proxy/Medical Abuse

▲ NOTE: A report may have more than one allegation for each report; therefore, the total number of allegations will be greater than the total number of reports.

2021 REPORTS OF CHILD ABUSE

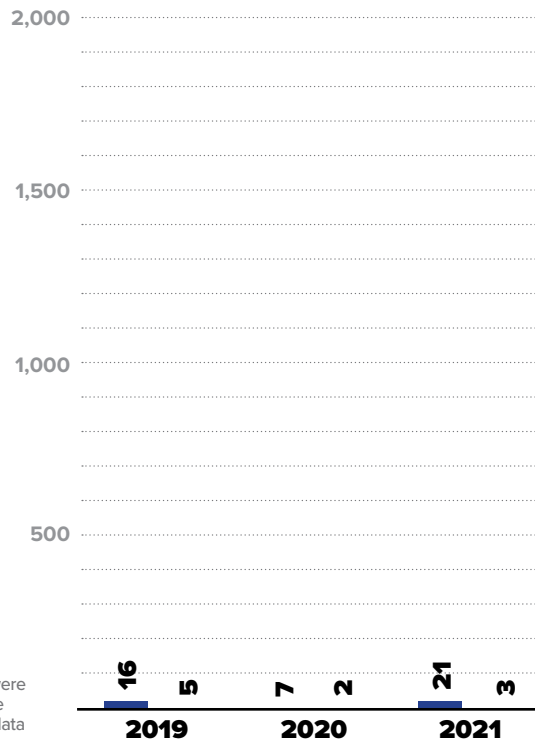
11

■ TOTAL REPORTS

2

■ SUBSTANTIATED REPORTS

▲ NOTE: CPS and GPS data reported were investigated and substantiated by the CCYA and may vary from statewide data which include both CCYA and OCFY Regional Office investigations.



▲ NOTE: Regional investigations which occurred in the county are included in these totals.

SUBSTANTIATED REPORTS BY SEX OF VICTIM

FEMALE

2

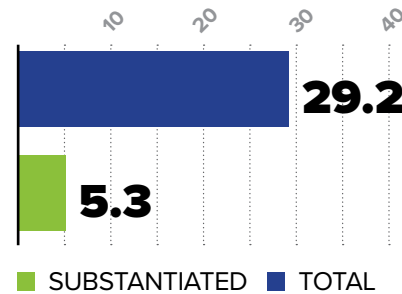
100.0%

MALE

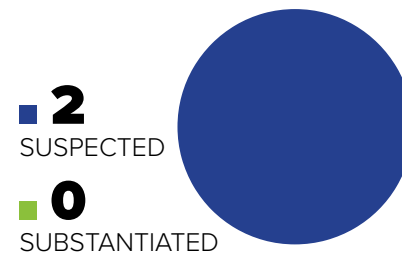
0

0.0%

CHILD ABUSE REPORTS PER 1,000 CHILDREN



CASES OF REPEAT ABUSE SUBSTANTIATED REPORTS



\$252,276

EXPENDITURES CHILD ABUSE INVESTIGATIONS AND GENERAL PROTECTIVE SERVICES ASSESSMENTS



2021 SUBSTANTIATED FATALITIES

0/58 MALE FEMALE

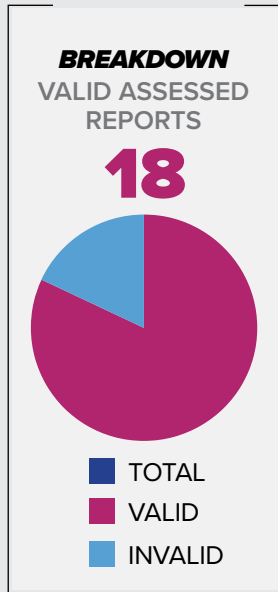
2021 SUBSTANTIATED NEAR FATALITIES

0/136 MALE FEMALE

2021 REPORTS OF GENERAL PROTECTIVE SERVICES

70

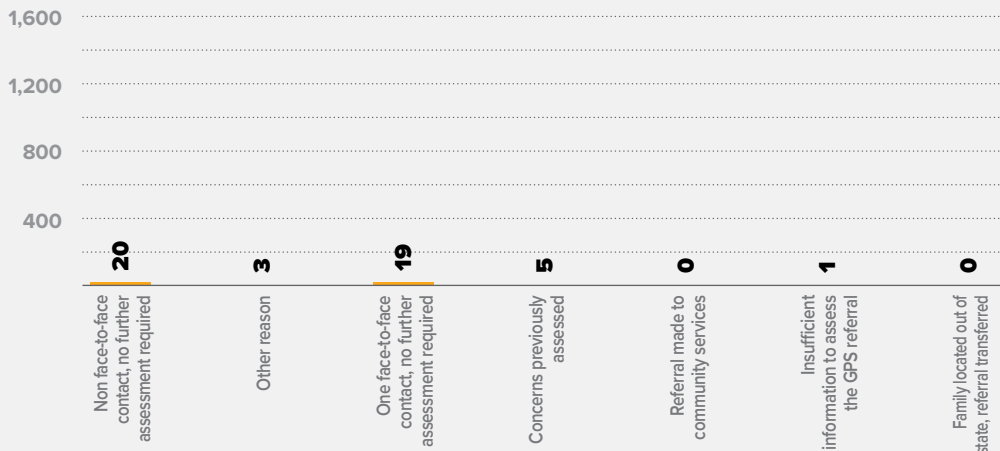
TOTAL REPORTS



NUMBER OF CHILDREN ASSESSED



BREAKDOWN REPORTS SCREENED OUT BY REASON

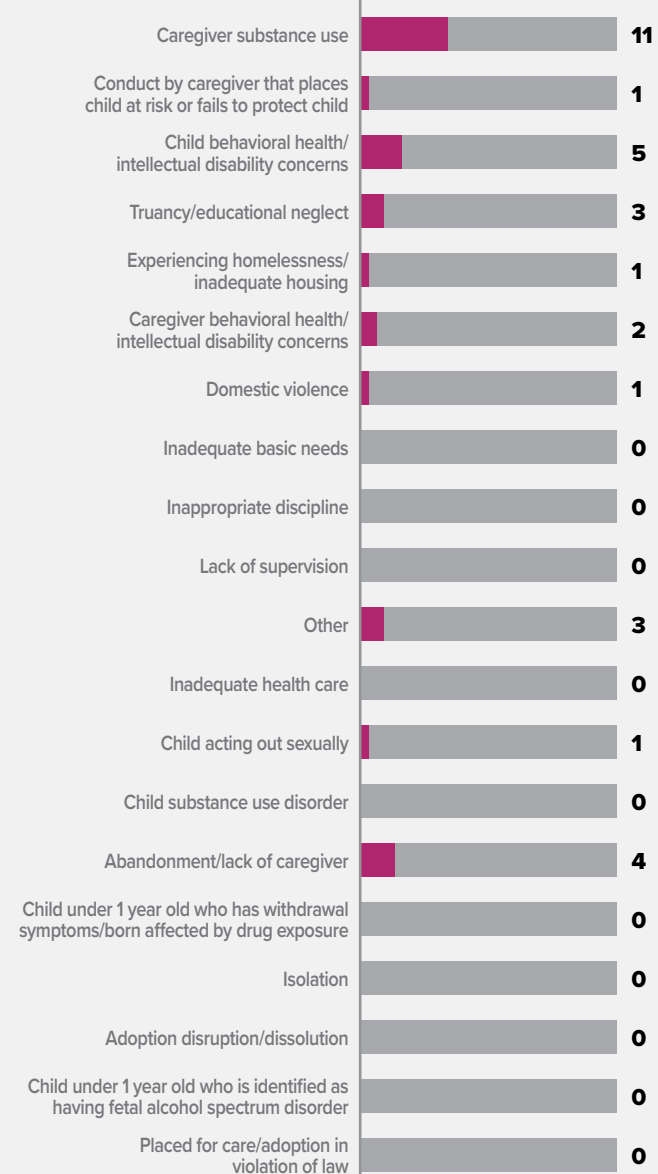


NOTE: Effective 10/3/2020, the screen out reasons were enhanced. This resulted in changes to some of the titles used for the Annual Report while other screen out reasons (*) were removed entirely.

VALID GPS CONCERNS BY TYPE

32

TOTAL CONCERNS



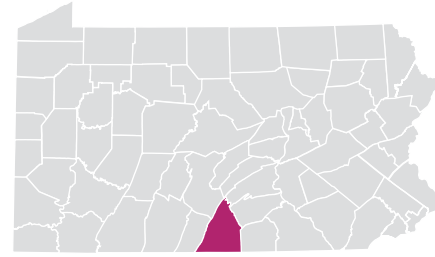
FOREST COUNTY

NOTE: A report may have more than one concern for each report; therefore, the total number of concerns will be greater than the total number of reports. In some reports, more than one child was assessed with valid concerns; therefore, the number of children assessed exceeds the number of valid assessed reports.

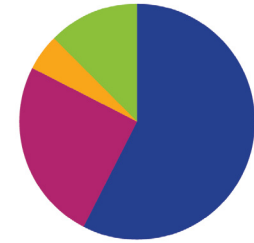


FRANKLIN COUNTY

RURAL // POPULATION • 154,954 / POPULATION UNDER 18 • 34,597



TYPES OF ALLEGATIONS SUBSTANTIATED REPORTS



40 TOTAL ALLEGATIONS

- 23** (57.5%) Sexual Abuse
- 10** (25.0%) Physical Abuse/Bodily Injury
- 2** (5.0%) Reasonable Likelihood of Bodily Injury
- 5** (12.5%) Serious Physical Neglect
- 0** (0.0%) Engaging in Per Se Acts
- 0** (0.0%) Likelihood of Sexual Abuse/Exploitation
- 0** (0.0%) Severe Form of Trafficking in Persons or Sex Trafficking
- 0** (0.0%) Serious Mental Injury
- 0** (0.0%) Munchausen Syndrome by Proxy/Medical Abuse

▲ NOTE: A report may have more than one allegation for each report; therefore, the total number of allegations will be greater than the total number of reports.

2021 REPORTS OF CHILD ABUSE

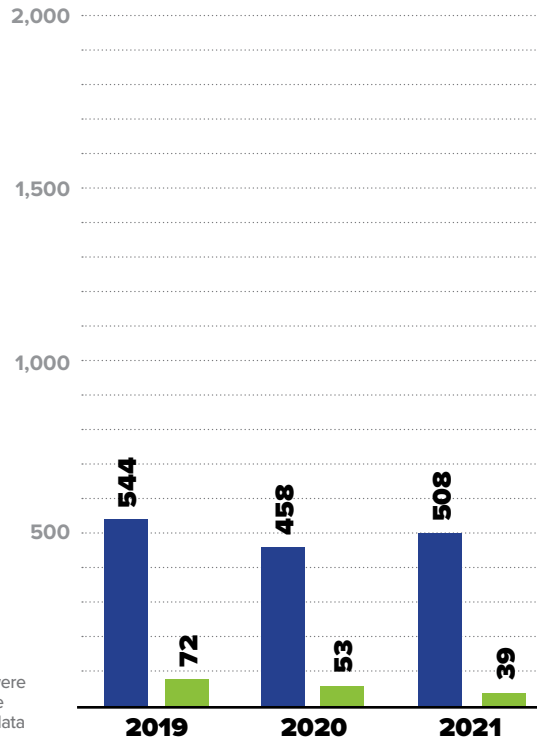
498

■ TOTAL REPORTS

38

■ SUBSTANTIATED REPORTS

▲ NOTE: CPS and GPS data reported were investigated and substantiated by the CCYA and may vary from statewide data which include both CCYA and OCYF Regional Office investigations.



▲ NOTE: Regional investigations which occurred in the county are included in these totals.

SUBSTANTIATED REPORTS BY SEX OF VICTIM

FEMALE

25

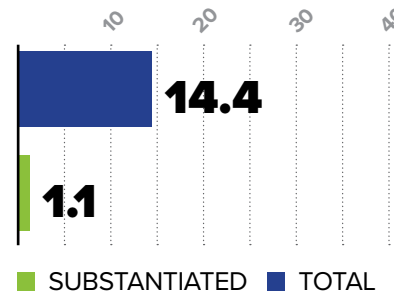
65.8%

MALE

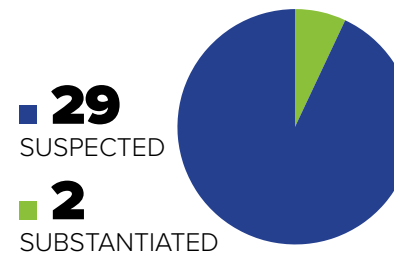
13

34.2%

CHILD ABUSE REPORTS PER 1,000 CHILDREN



CASES OF REPEAT ABUSE SUBSTANTIATED REPORTS



\$1,843,374

EXPENDITURES CHILD ABUSE INVESTIGATIONS AND GENERAL PROTECTIVE SERVICES ASSESSMENTS



2021 SUBSTANTIATED FATALITIES

0/58 MALE 0 FEMALE 0

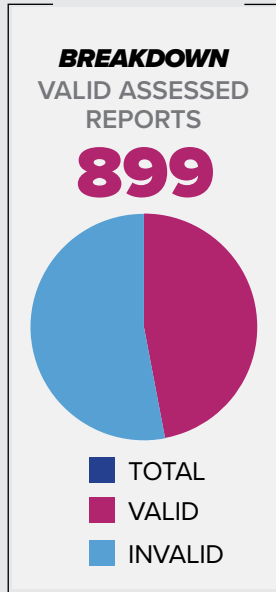
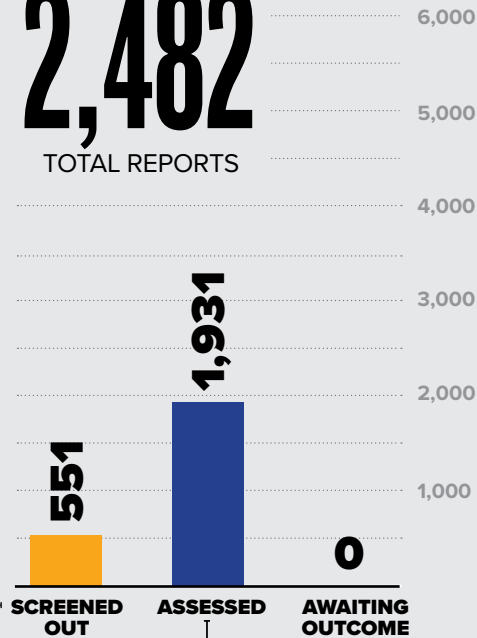
2021 SUBSTANTIATED NEAR FATALITIES

1/136 MALE 1 FEMALE 0

2021 REPORTS OF GENERAL PROTECTIVE SERVICES

2,482

TOTAL REPORTS



NUMBER OF CHILDREN ASSESSED

2,616
TOTAL

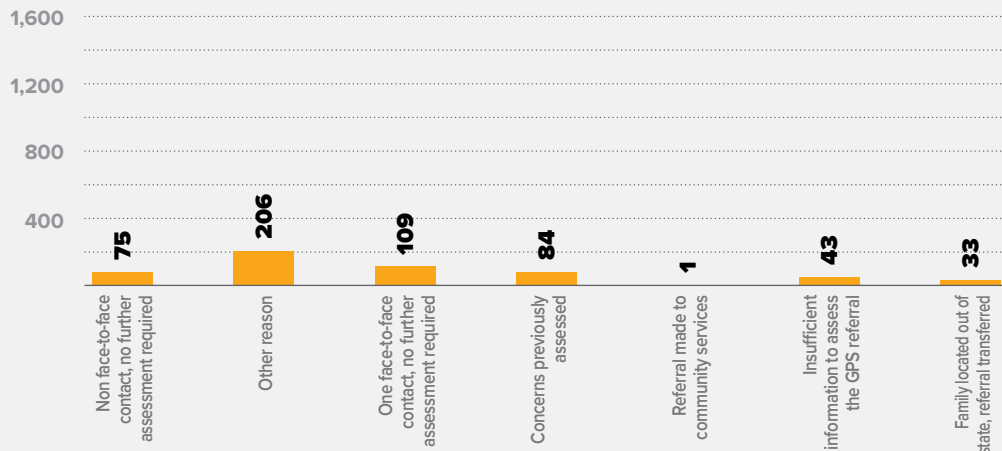
1,148
VALID

CHILDREN ASSESSED PER 1,000 CHILDREN

75.6
TOTAL

33.2
VALID

BREAKDOWN REPORTS SCREENED OUT BY REASON

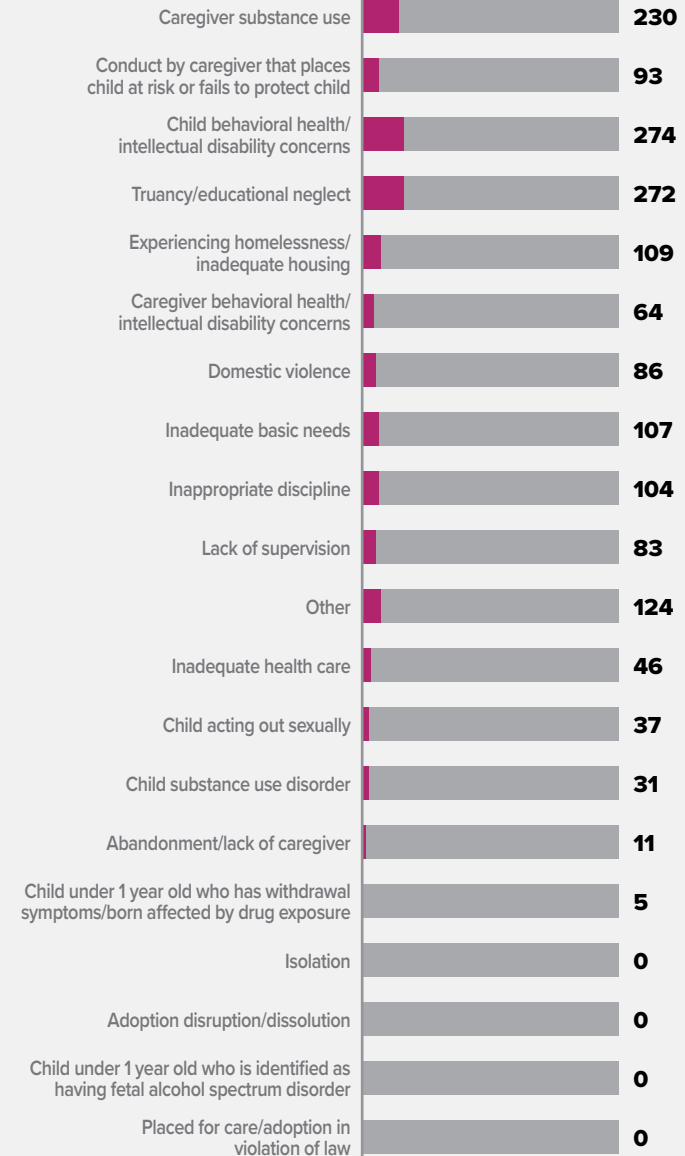


NOTE: Effective 10/3/2020, the screen out reasons were enhanced. This resulted in changes to some of the titles used for the Annual Report while other screen out reasons (*) were removed entirely.

VALID GPS CONCERNS BY TYPE

1,676

TOTAL CONCERNS



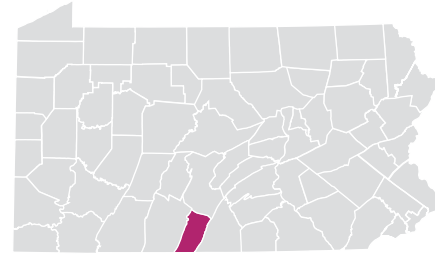
FRANKLIN COUNTY

NOTE: A report may have more than one concern for each report; therefore, the total number of concerns will be greater than the total number of reports. In some reports, more than one child was assessed with valid concerns; therefore, the number of children assessed exceeds the number of valid assessed reports.

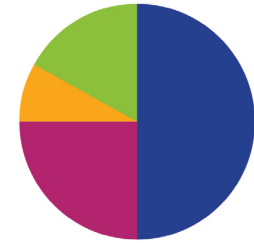


FULTON COUNTY

RURAL // POPULATION • 14,492 / POPULATION UNDER 18 • 2,882



TYPES OF ALLEGATIONS SUBSTANTIATED REPORTS



12 TOTAL ALLEGATIONS

- **6** (50.0%) Sexual Abuse
- **3** (25.0%) Physical Abuse/Bodily Injury
- **1** (8.3%) Reasonable Likelihood of Bodily Injury
- **2** (16.7%) Serious Physical Neglect
- **0** (0.0%) Engaging in Per Se Acts
- **0** (0.0%) Likelihood of Sexual Abuse/Exploitation
- **0** (0.0%) Severe Form of Trafficking in Persons or Sex Trafficking
- **0** (0.0%) Serious Mental Injury
- **0** (0.0%) Munchausen Syndrome by Proxy/Medical Abuse

▲ NOTE: A report may have more than one allegation for each report; therefore, the total number of allegations will be greater than the total number of reports.

2021 REPORTS OF CHILD ABUSE

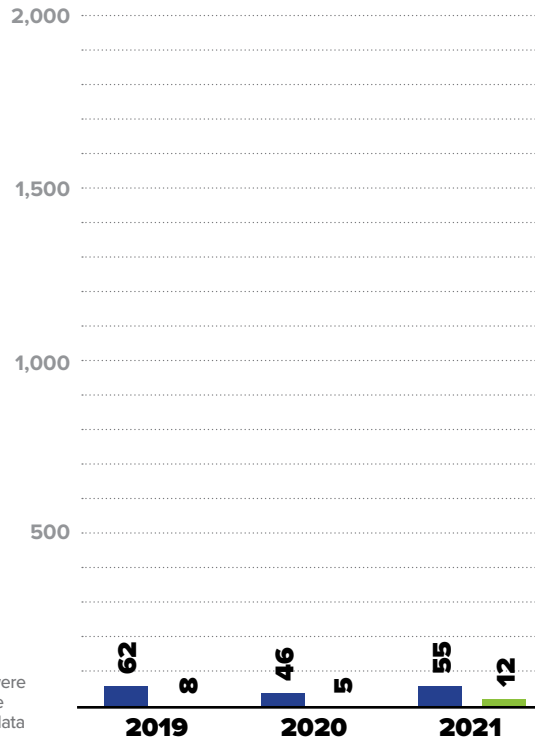
55

■ TOTAL REPORTS

12

■ SUBSTANTIATED REPORTS

▲ NOTE: CPS and GPS data reported were investigated and substantiated by the CCYA and may vary from statewide data which include both CCYA and OCYF Regional Office investigations.



▲ NOTE: Regional investigations which occurred in the county are included in these totals.

SUBSTANTIATED REPORTS BY SEX OF VICTIM

FEMALE

6

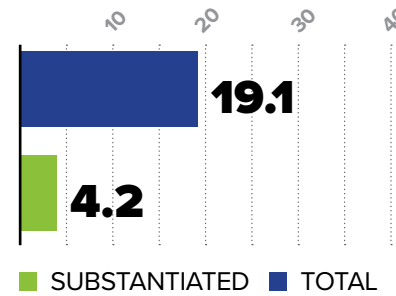
50.0%

MALE

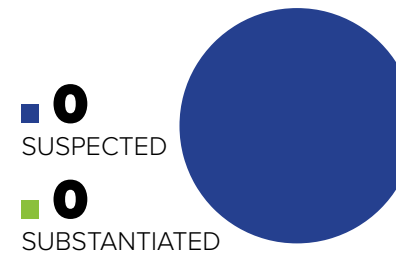
6

50.0%

CHILD ABUSE REPORTS PER 1,000 CHILDREN




CASES OF REPEAT ABUSE SUBSTANTIATED REPORTS



\$332,471

EXPENDITURES CHILD ABUSE INVESTIGATIONS AND GENERAL PROTECTIVE SERVICES ASSESSMENTS



2021 SUBSTANTIATED FATALITIES

0/58 MALE FEMALE

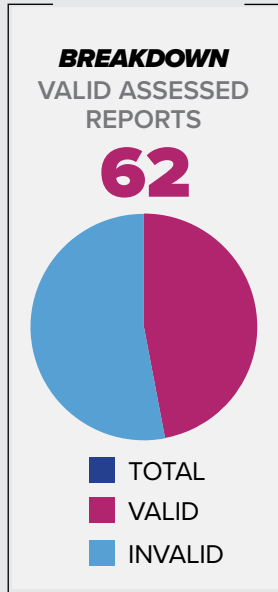
2021 SUBSTANTIATED NEAR FATALITIES

0/136 MALE FEMALE

2021 REPORTS OF GENERAL PROTECTIVE SERVICES

166

TOTAL REPORTS



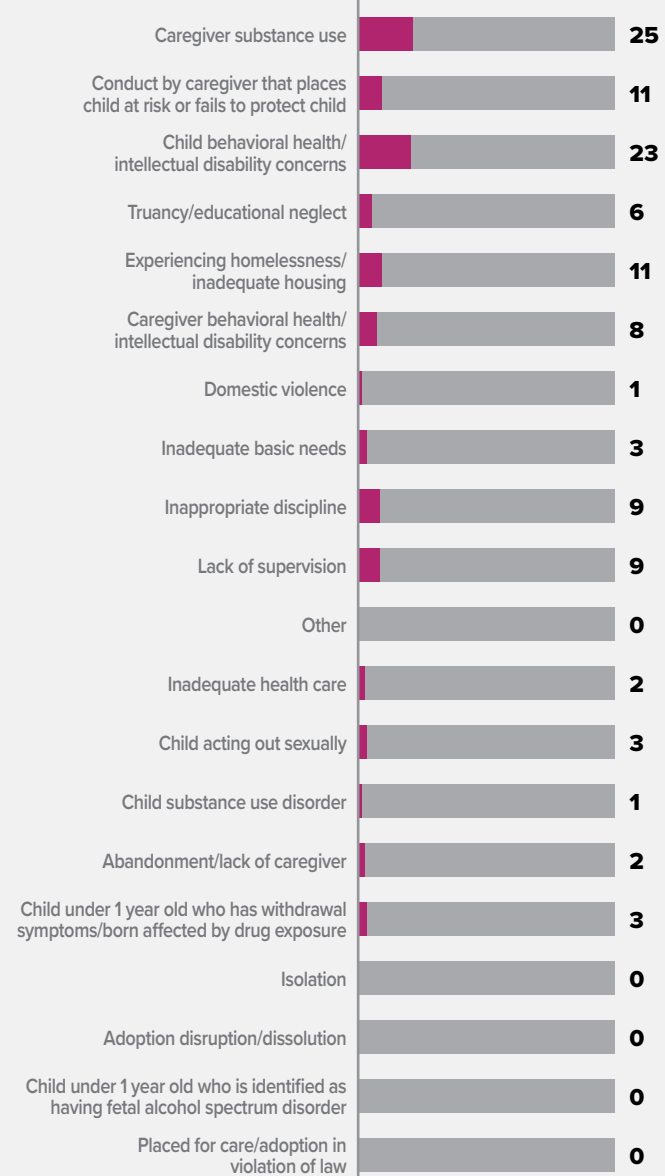
NUMBER OF CHILDREN ASSESSED



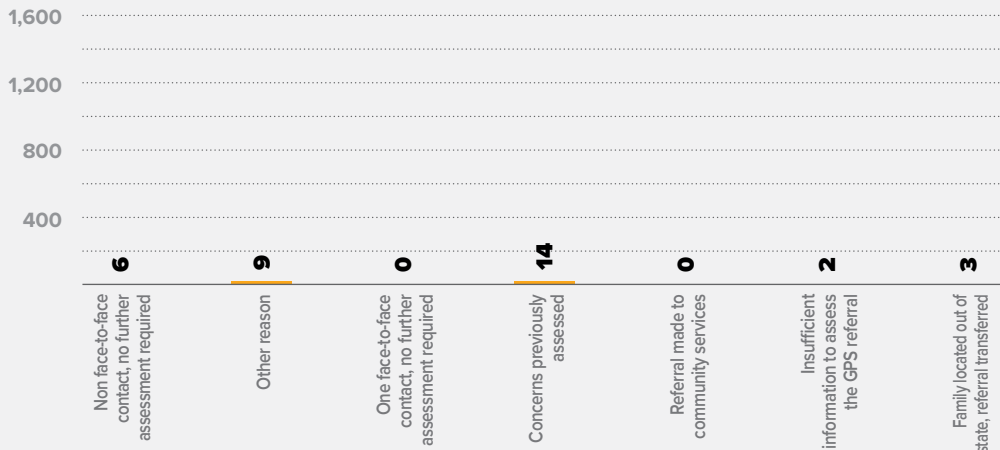
VALID GPS CONCERNS BY TYPE

117

TOTAL CONCERNS



BREAKDOWN REPORTS SCREENED OUT BY REASON



NOTE: Effective 10/3/2020, the screen out reasons were enhanced. This resulted in changes to some of the titles used for the Annual Report while other screen out reasons (*) were removed entirely.



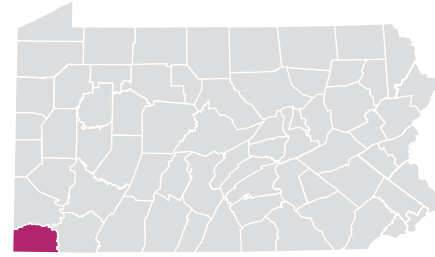
FULTON COUNTY

NOTE: A report may have more than one concern for each report; therefore, the total number of concerns will be greater than the total number of reports. In some reports, more than one child was assessed with valid concerns; therefore, the number of children assessed exceeds the number of valid assessed reports.

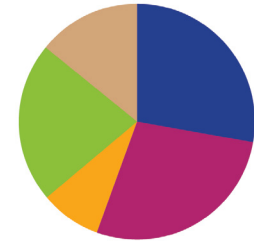


GREENE COUNTY

RURAL // POPULATION • 36,484 / POPULATION UNDER 18 • 7,082



TYPES OF ALLEGATIONS SUBSTANTIATED REPORTS



36 TOTAL ALLEGATIONS

- **10** (27.8%) Sexual Abuse
- **10** (27.8%) Physical Abuse/Bodily Injury
- **3** (8.3%) Reasonable Likelihood of Bodily Injury
- **8** (22.2%) Serious Physical Neglect
- **5** (13.9%) Engaging in Per Se Acts
- **0** (0.0%) Likelihood of Sexual Abuse/Exploitation
- **0** (0.0%) Severe Form of Trafficking in Persons or Sex Trafficking
- **0** (0.0%) Serious Mental Injury
- **0** (0.0%) Munchausen Syndrome by Proxy/Medical Abuse

▲ NOTE: A report may have more than one allegation for each report; therefore, the total number of allegations will be greater than the total number of reports.

2021 REPORTS OF CHILD ABUSE

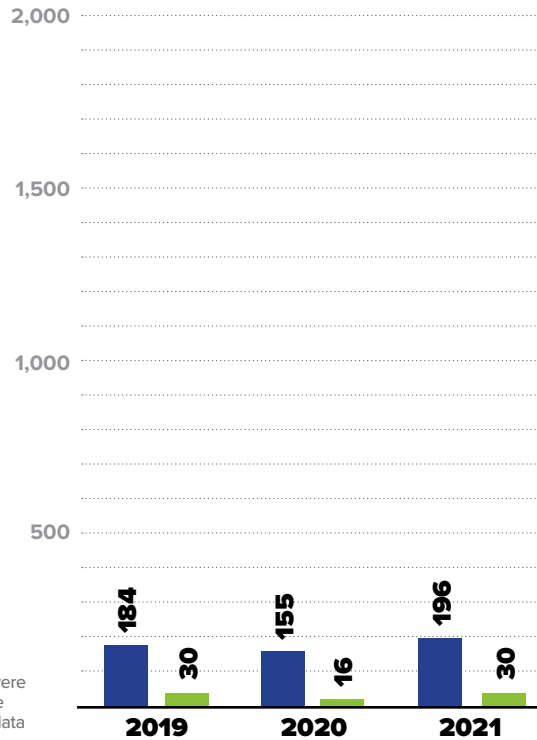
188

■ TOTAL REPORTS

30

■ SUBSTANTIATED REPORTS

▲ NOTE: CPS and GPS data reported were investigated and substantiated by the CCYA and may vary from statewide data which include both CCYA and OCYF Regional Office investigations.



▲ NOTE: Regional investigations which occurred in the county are included in these totals.

SUBSTANTIATED REPORTS BY SEX OF VICTIM

FEMALE

20

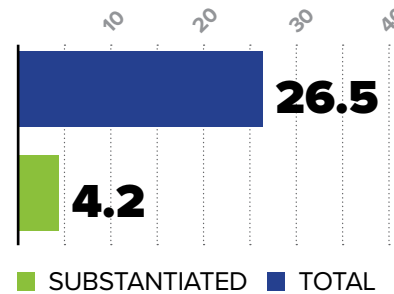
66.7%

MALE

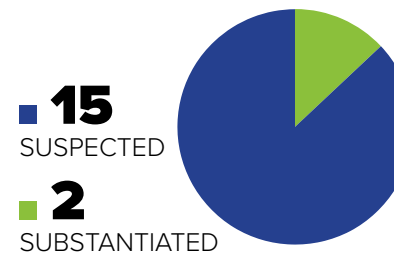
10

33.3%

CHILD ABUSE REPORTS PER 1,000 CHILDREN



CASES OF REPEAT ABUSE SUBSTANTIATED REPORTS



\$1,315,731

EXPENDITURES CHILD ABUSE INVESTIGATIONS AND GENERAL PROTECTIVE SERVICES ASSESSMENTS



2021 SUBSTANTIATED FATALITIES

0/58 MALE 0 FEMALE 0

2021 SUBSTANTIATED NEAR FATALITIES

4/136 MALE 1 FEMALE 3

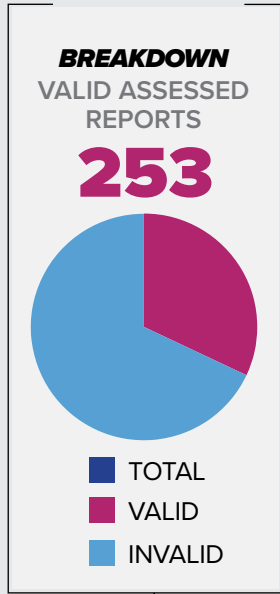
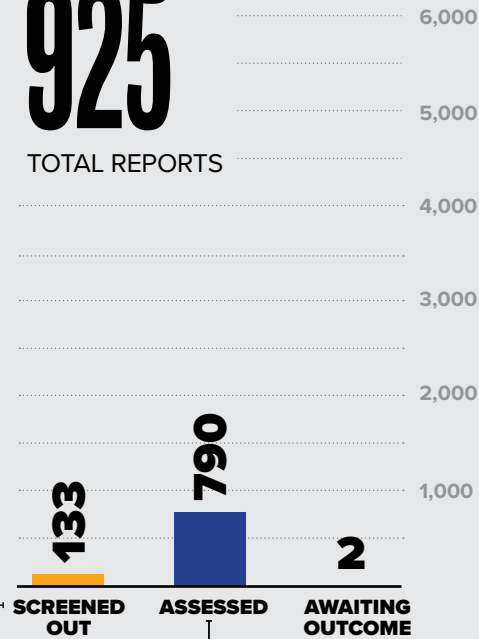


NOTE: A report may have more than one concern for each report; therefore, the total number of concerns will be greater than the total number of reports. In some reports, more than one child was assessed with valid concerns; therefore, the number of children assessed exceeds the number of valid assessed reports.

2021 REPORTS OF GENERAL PROTECTIVE SERVICES

925

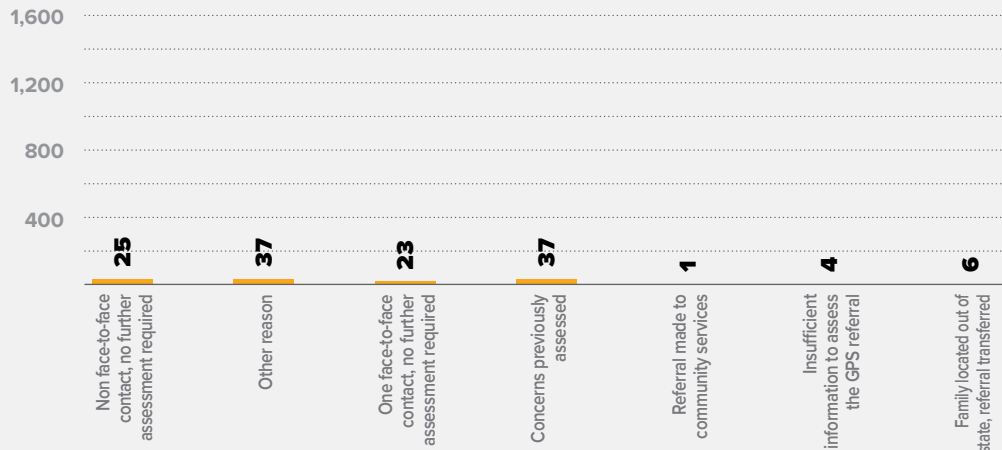
TOTAL REPORTS



NUMBER OF CHILDREN ASSESSED



BREAKDOWN REPORTS SCREENED OUT BY REASON

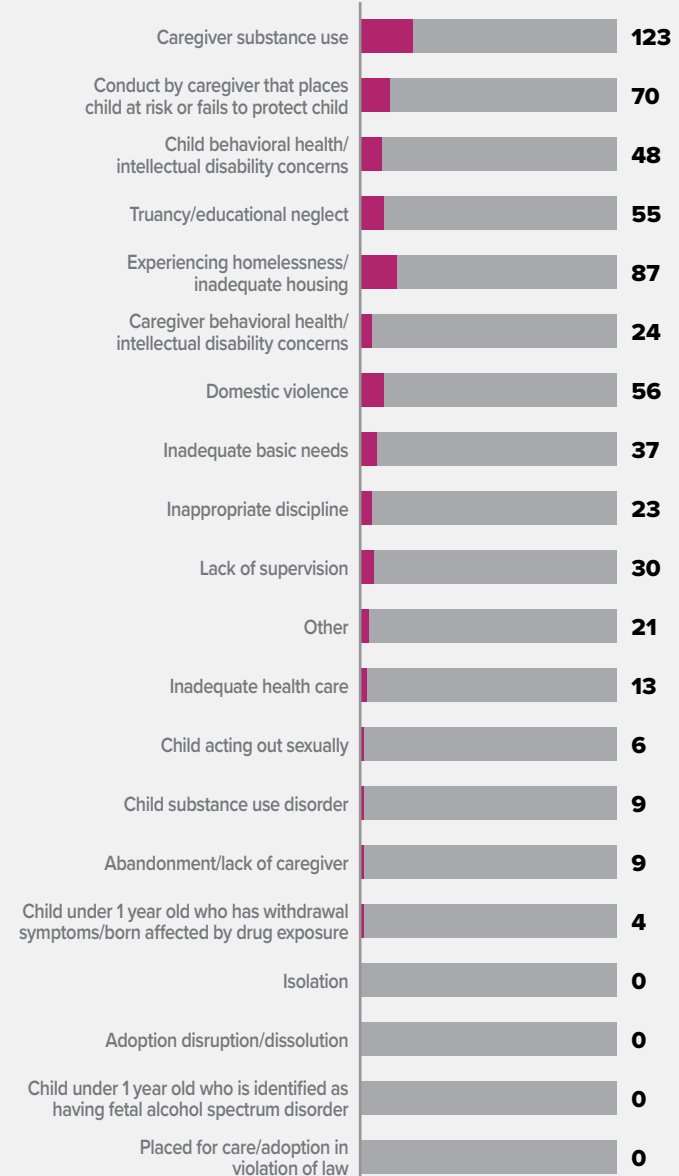


NOTE: Effective 10/3/2020, the screen out reasons were enhanced. This resulted in changes to some of the titles used for the Annual Report while other screen out reasons (*) were removed entirely.

VALID GPS CONCERNS BY TYPE

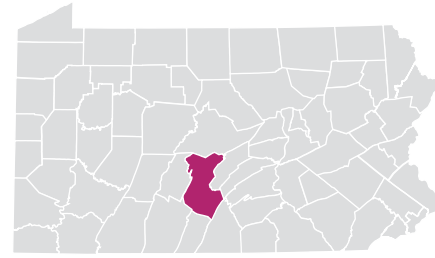
615

TOTAL CONCERNS

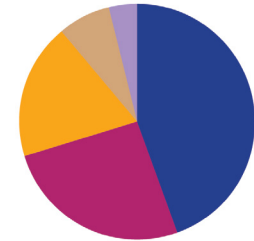


HUNTINGDON COUNTY

RURAL // POPULATION • 45,145 / POPULATION UNDER 18 • 8,161



TYPES OF ALLEGATIONS SUBSTANTIATED REPORTS



27 TOTAL ALLEGATIONS

- 12** (44.4%) Sexual Abuse
- 7** (25.9%) Physical Abuse/Bodily Injury
- 5** (18.5%) Reasonable Likelihood of Bodily Injury
- 0** (0.0%) Serious Physical Neglect
- 2** (7.4%) Engaging in Per Se Acts
- 0** (0.0%) Likelihood of Sexual Abuse/Exploitation
- 0** (0.0%) Severe Form of Trafficking in Persons or Sex Trafficking
- 1** (3.7%) Serious Mental Injury
- 0** (0.0%) Munchausen Syndrome by Proxy/Medical Abuse

▲ NOTE: A report may have more than one allegation for each report; therefore, the total number of allegations will be greater than the total number of reports.

2021 REPORTS OF CHILD ABUSE

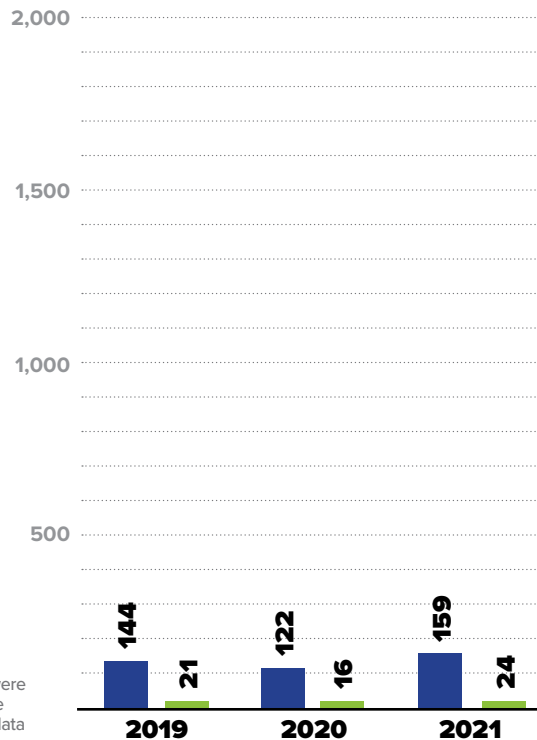
155

■ TOTAL REPORTS

24

■ SUBSTANTIATED REPORTS

▲ NOTE: CPS and GPS data reported were investigated and substantiated by the CCYA and may vary from statewide data which include both CCYA and OCFY Regional Office investigations.



▲ NOTE: Regional investigations which occurred in the county are included in these totals.

SUBSTANTIATED REPORTS BY SEX OF VICTIM

FEMALE

21

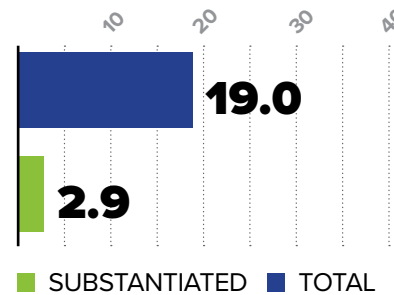
87.5%

MALE

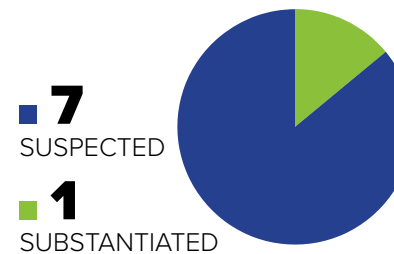
3

12.5%

CHILD ABUSE REPORTS PER 1,000 CHILDREN



CASES OF REPEAT ABUSE SUBSTANTIATED REPORTS



\$2,132,625

EXPENDITURES CHILD ABUSE INVESTIGATIONS AND GENERAL PROTECTIVE SERVICES ASSESSMENTS



2021 SUBSTANTIATED FATALITIES

0/58 MALE 0 FEMALE 0

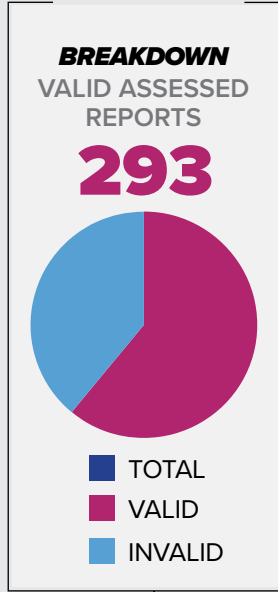
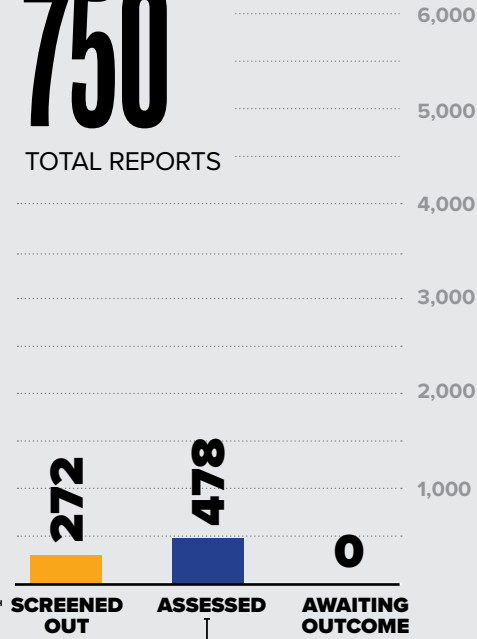
2021 SUBSTANTIATED NEAR FATALITIES

1/136 MALE 0 FEMALE 1

2021 REPORTS OF GENERAL PROTECTIVE SERVICES

750

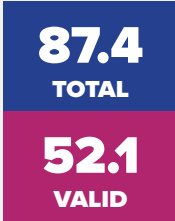
TOTAL REPORTS



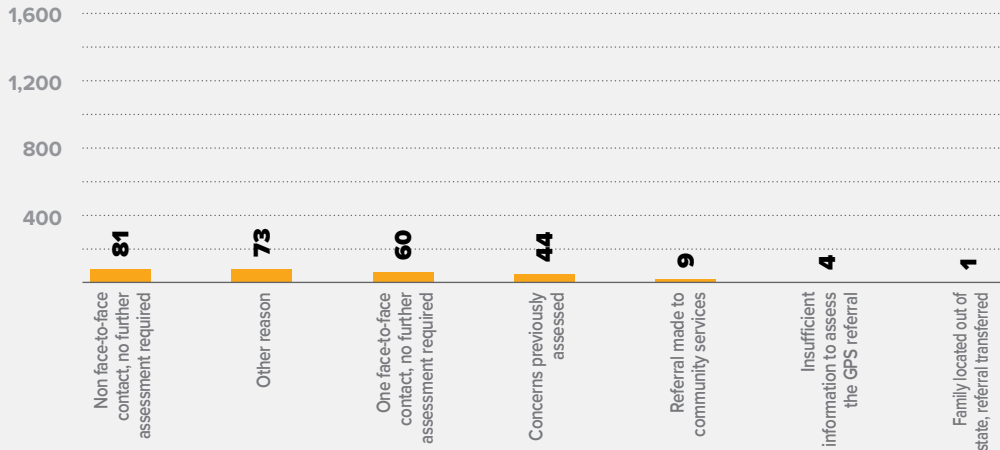
NUMBER OF CHILDREN ASSESSED



CHILDREN ASSESSED PER 1,000 CHILDREN



BREAKDOWN REPORTS SCREENED OUT BY REASON



NOTE: Effective 10/3/2020, the screen out reasons were enhanced. This resulted in changes to some of the titles used for the Annual Report while other screen out reasons (*) were removed entirely.

VALID GPS CONCERNS BY TYPE

729

TOTAL CONCERNS



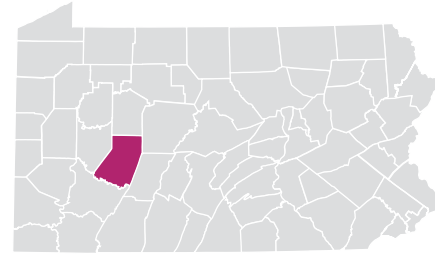
HUNTINGDON COUNTY

NOTE: A report may have more than one concern for each report; therefore, the total number of concerns will be greater than the total number of reports. In some reports, more than one child was assessed with valid concerns; therefore, the number of children assessed exceeds the number of valid assessed reports.

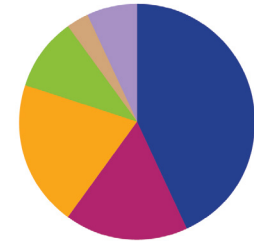


INDIANA COUNTY

RURAL // POPULATION • 84,463 / POPULATION UNDER 18 • 15,199



TYPES OF ALLEGATIONS SUBSTANTIATED REPORTS



30 TOTAL ALLEGATIONS

- 13** (43.3%) Sexual Abuse
- 5** (16.7%) Physical Abuse/Bodily Injury
- 6** (20.0%) Reasonable Likelihood of Bodily Injury
- 3** (10.0%) Serious Physical Neglect
- 1** (3.3%) Engaging in Per Se Acts
- 0** (0.0%) Likelihood of Sexual Abuse/Exploitation
- 0** (0.0%) Severe Form of Trafficking in Persons or Sex Trafficking
- 2** (6.7%) Serious Mental Injury
- 0** (0.0%) Munchausen Syndrome by Proxy/Medical Abuse

▲ NOTE: A report may have more than one allegation for each report; therefore, the total number of allegations will be greater than the total number of reports.

2021 REPORTS OF CHILD ABUSE

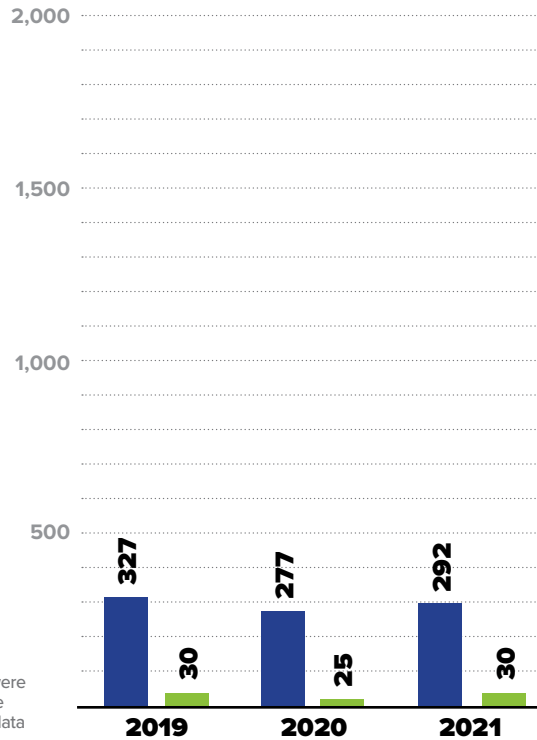
289

■ TOTAL REPORTS

30

■ SUBSTANTIATED REPORTS

▲ NOTE: CPS and GPS data reported were investigated and substantiated by the CCYA and may vary from statewide data which include both CCYA and OCYF Regional Office investigations.



▲ NOTE: Regional investigations which occurred in the county are included in these totals.

SUBSTANTIATED REPORTS BY SEX OF VICTIM

FEMALE

18

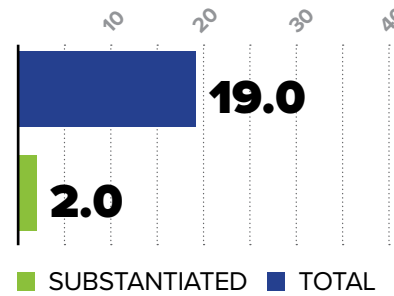
60.0%

MALE

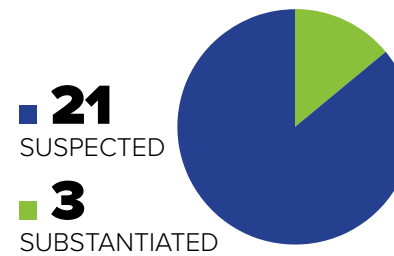
12

40.0%

CHILD ABUSE REPORTS PER 1,000 CHILDREN



CASES OF REPEAT ABUSE SUBSTANTIATED REPORTS



\$2,095,868

EXPENDITURES CHILD ABUSE INVESTIGATIONS AND GENERAL PROTECTIVE SERVICES ASSESSMENTS



2021 SUBSTANTIATED FATALITIES

0/58 MALE 0 FEMALE 0

2021 SUBSTANTIATED NEAR FATALITIES

2/136 MALE 2 FEMALE 0

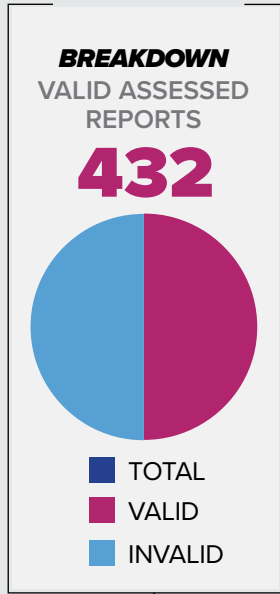
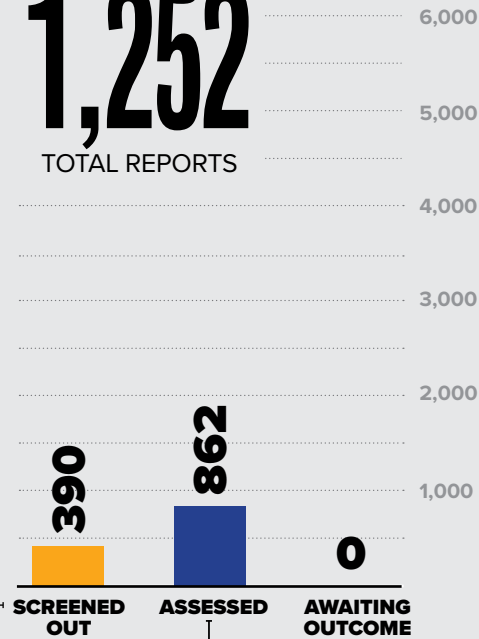


NOTE: A report may have more than one concern for each report; therefore, the total number of concerns will be greater than the total number of reports. In some reports, more than one child was assessed with valid concerns; therefore, the number of children assessed exceeds the number of valid assessed reports.

2021 REPORTS OF GENERAL PROTECTIVE SERVICES

1,252

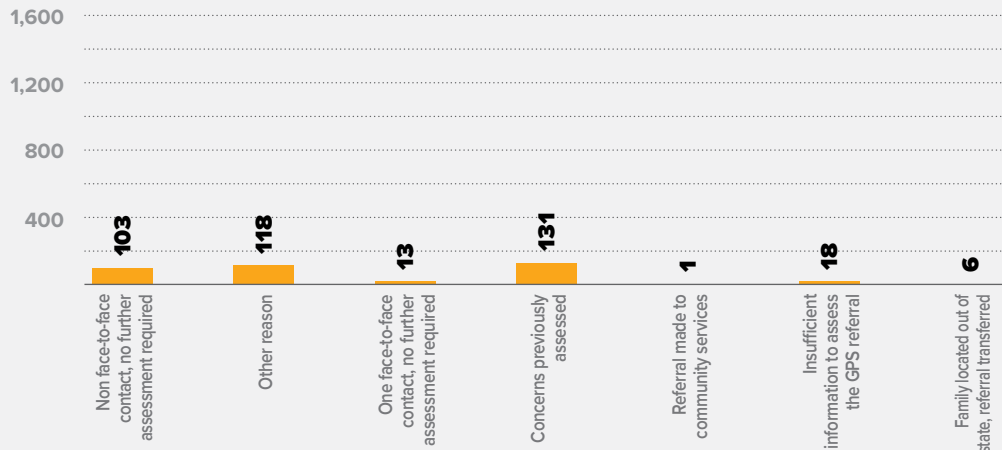
TOTAL REPORTS



NUMBER OF CHILDREN ASSESSED



BREAKDOWN REPORTS SCREENED OUT BY REASON



NOTE: Effective 10/3/2020, the screen out reasons were enhanced. This resulted in changes to some of the titles used for the Annual Report while other screen out reasons (*) were removed entirely.

VALID GPS CONCERNS BY TYPE

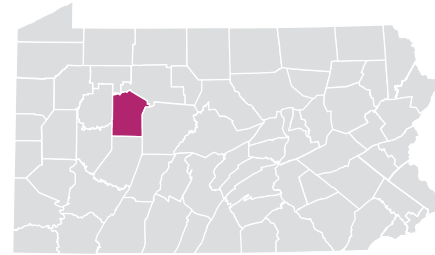
974

TOTAL CONCERNS

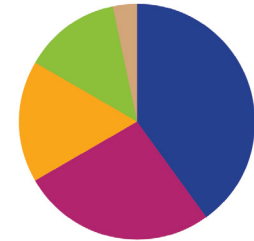


JEFFERSON COUNTY

RURAL // POPULATION • 43,570 / POPULATION UNDER 18 • 9,284



TYPES OF ALLEGATIONS SUBSTANTIATED REPORTS



30 TOTAL ALLEGATIONS

- **12** (40.0%) Sexual Abuse
- **8** (26.7%) Physical Abuse/Bodily Injury
- **5** (16.7%) Reasonable Likelihood of Bodily Injury
- **4** (13.3%) Serious Physical Neglect
- **1** (3.3%) Engaging in Per Se Acts
- **0** (0.0%) Likelihood of Sexual Abuse/Exploitation
- **0** (0.0%) Severe Form of Trafficking in Persons or Sex Trafficking
- **0** (0.0%) Serious Mental Injury
- **0** (0.0%) Munchausen Syndrome by Proxy/Medical Abuse

▲ NOTE: A report may have more than one allegation for each report; therefore, the total number of allegations will be greater than the total number of reports.

2021 REPORTS OF CHILD ABUSE

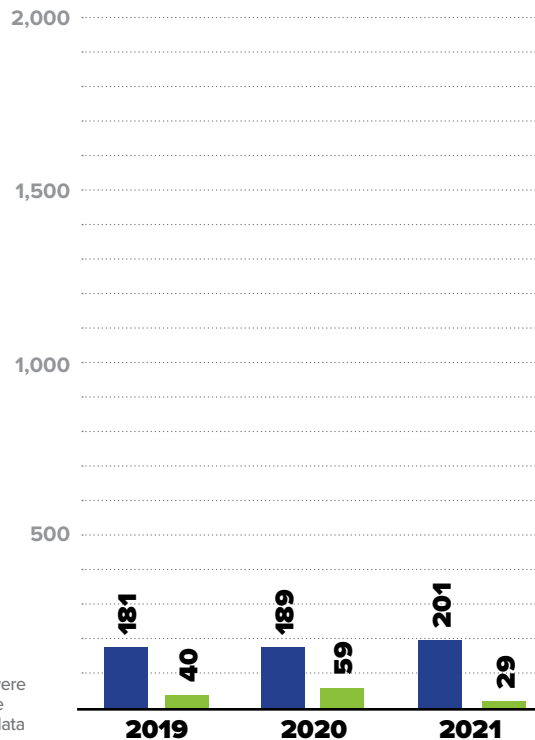
196

■ TOTAL REPORTS

29

■ SUBSTANTIATED REPORTS

▲ NOTE: CPS and GPS data reported were investigated and substantiated by the CCYA and may vary from statewide data which include both CCYA and OCYF Regional Office investigations.



▲ NOTE: Regional investigations which occurred in the county are included in these totals.

SUBSTANTIATED REPORTS BY SEX OF VICTIM

FEMALE

19

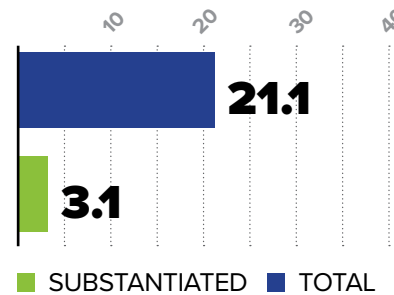
65.5%

MALE

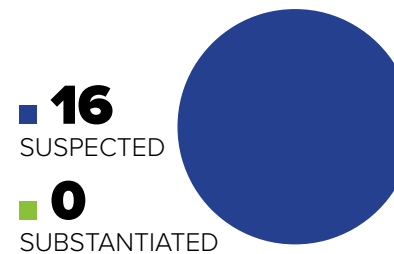
10

34.5%

CHILD ABUSE REPORTS PER 1,000 CHILDREN




CASES OF REPEAT ABUSE SUBSTANTIATED REPORTS



\$457,899

EXPENDITURES CHILD ABUSE INVESTIGATIONS AND GENERAL PROTECTIVE SERVICES ASSESSMENTS



2021 SUBSTANTIATED FATALITIES

0/58 MALE FEMALE

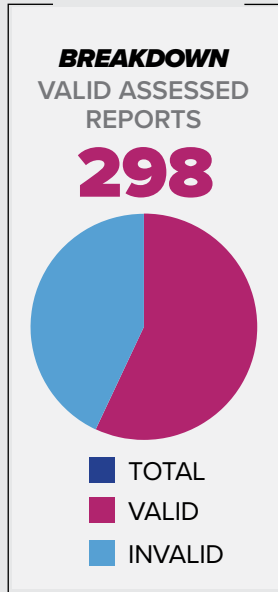
2021 SUBSTANTIATED NEAR FATALITIES

0/136 MALE FEMALE

2021 REPORTS OF GENERAL PROTECTIVE SERVICES

866

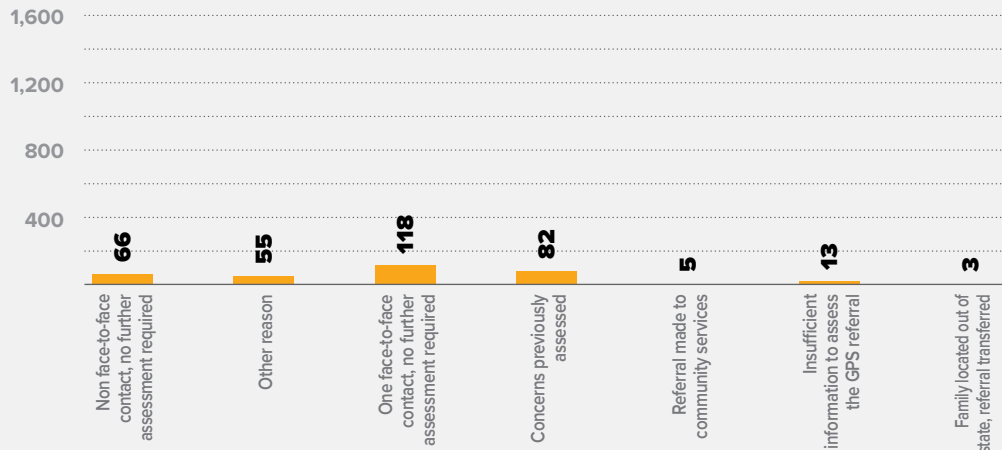
TOTAL REPORTS



NUMBER OF CHILDREN ASSESSED



BREAKDOWN REPORTS SCREENED OUT BY REASON



NOTE: Effective 10/3/2020, the screen out reasons were enhanced. This resulted in changes to some of the titles used for the Annual Report while other screen out reasons (*) were removed entirely.

VALID GPS CONCERNS BY TYPE

575

TOTAL CONCERNS

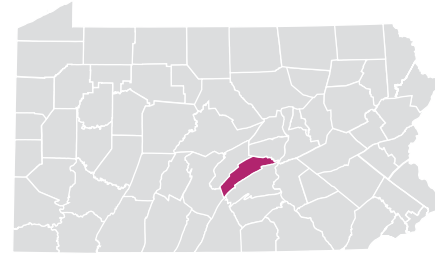


JEFFERSON COUNTY

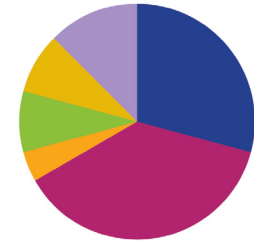
NOTE: A report may have more than one concern for each report; therefore, the total number of concerns will be greater than the total number of reports. In some reports, more than one child was assessed with valid concerns; therefore, the number of children assessed exceeds the number of valid assessed reports.

JUNIATA COUNTY

RURAL // POPULATION • 24,657 / POPULATION UNDER 18 • 5,538



TYPES OF ALLEGATIONS SUBSTANTIATED REPORTS



24 TOTAL ALLEGATIONS

- **7** (29.2%) Sexual Abuse
- **9** (37.5%) Physical Abuse/Bodily Injury
- **1** (4.2%) Reasonable Likelihood of Bodily Injury
- **2** (8.3%) Serious Physical Neglect
- **0** (0.0%) Engaging in Per Se Acts
- **0** (0.0%) Likelihood of Sexual Abuse/Exploitation
- **2** (8.3%) Severe Form of Trafficking in Persons or Sex Trafficking
- **3** (12.5%) Serious Mental Injury
- **0** (0.0%) Munchausen Syndrome by Proxy/Medical Abuse

▲ NOTE: A report may have more than one allegation for each report; therefore, the total number of allegations will be greater than the total number of reports.

2021 REPORTS OF CHILD ABUSE


129

■ TOTAL REPORTS

23

■ SUBSTANTIATED REPORTS

▲ NOTE: CPS and GPS data reported were investigated and substantiated by the CCYA and may vary from statewide data which include both CCYA and OCFY Regional Office investigations.



▲ NOTE: Regional investigations which occurred in the county are included in these totals.

SUBSTANTIATED REPORTS BY SEX OF VICTIM

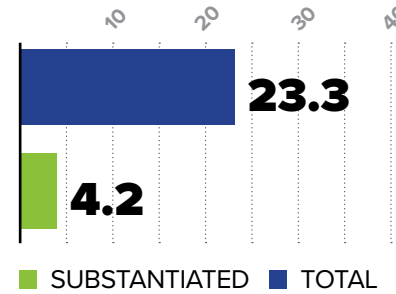
FEMALE

17
73.9%

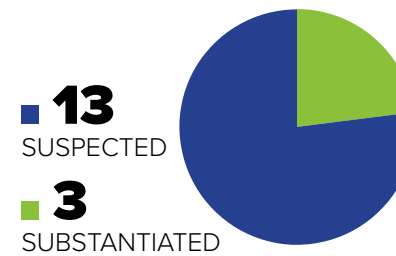
MALE

6
26.1%

CHILD ABUSE REPORTS PER 1,000 CHILDREN



CASES OF REPEAT ABUSE SUBSTANTIATED REPORTS



\$675,529

EXPENDITURES CHILD ABUSE INVESTIGATIONS AND GENERAL PROTECTIVE SERVICES ASSESSMENTS



2021 SUBSTANTIATED FATALITIES

0/58 MALE FEMALE

2021 SUBSTANTIATED NEAR FATALITIES

0/136 MALE FEMALE

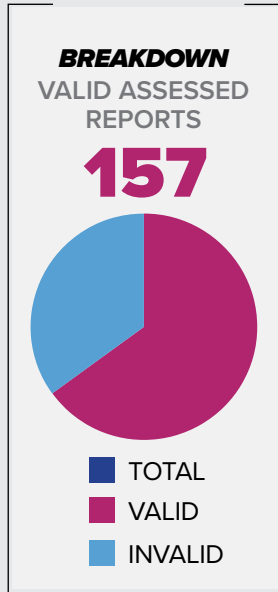


NOTE: A report may have more than one concern for each report; therefore, the total number of concerns will be greater than the total number of reports. In some reports, more than one child was assessed with valid concerns; therefore, the number of children assessed exceeds the number of valid assessed reports.

2021 REPORTS OF GENERAL PROTECTIVE SERVICES

348

TOTAL REPORTS



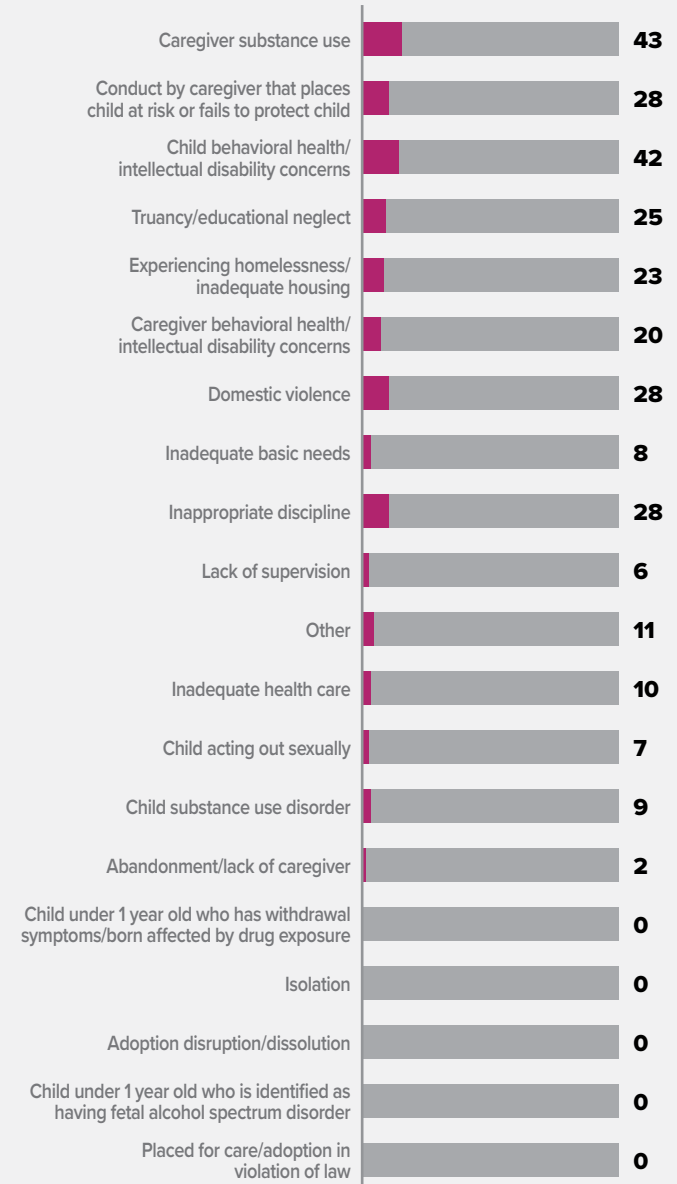
NUMBER OF CHILDREN ASSESSED



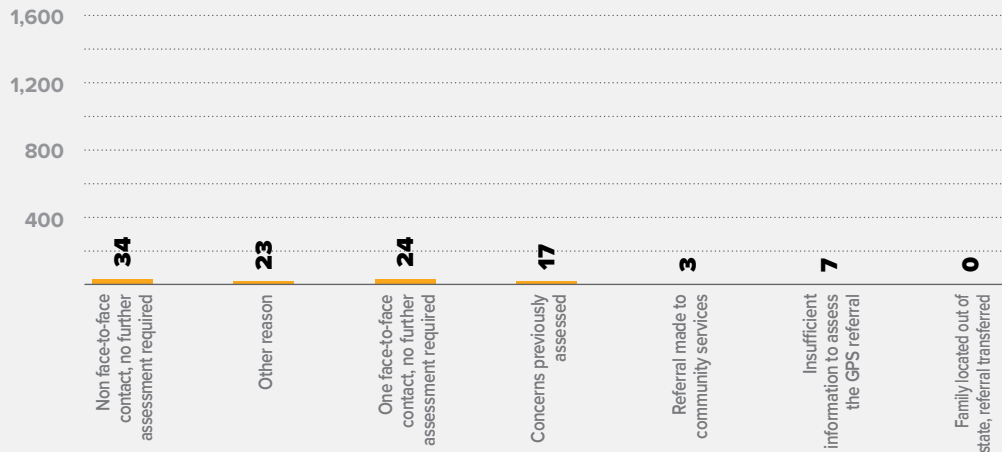
VALID GPS CONCERNS BY TYPE

290

TOTAL CONCERNS



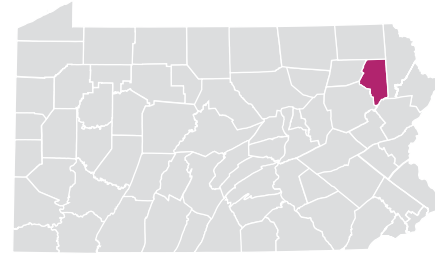
BREAKDOWN REPORTS SCREENED OUT BY REASON



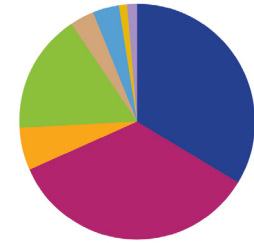
NOTE: Effective 10/3/2020, the screen out reasons were enhanced. This resulted in changes to some of the titles used for the Annual Report while other screen out reasons (*) were removed entirely.

LACKAWANNA COUNTY

URBAN // POPULATION • 210,162 / POPULATION UNDER 18 • 42,875



TYPES OF ALLEGATIONS SUBSTANTIATED REPORTS



86 TOTAL ALLEGATIONS

- 29** (33.7%) Sexual Abuse
- 30** (34.9%) Physical Abuse/Bodily Injury
- 5** (5.8%) Reasonable Likelihood of Bodily Injury
- 14** (16.3%) Serious Physical Neglect
- 3** (3.5%) Engaging in Per Se Acts
- 3** (3.5%) Likelihood of Sexual Abuse/Exploitation
- 1** (1.2%) Severe Form of Trafficking in Persons or Sex Trafficking
- 1** (1.2%) Serious Mental Injury
- 0** (0.0%) Munchausen Syndrome by Proxy/Medical Abuse

▲ NOTE: A report may have more than one allegation for each report; therefore, the total number of allegations will be greater than the total number of reports.

2021 REPORTS OF CHILD ABUSE

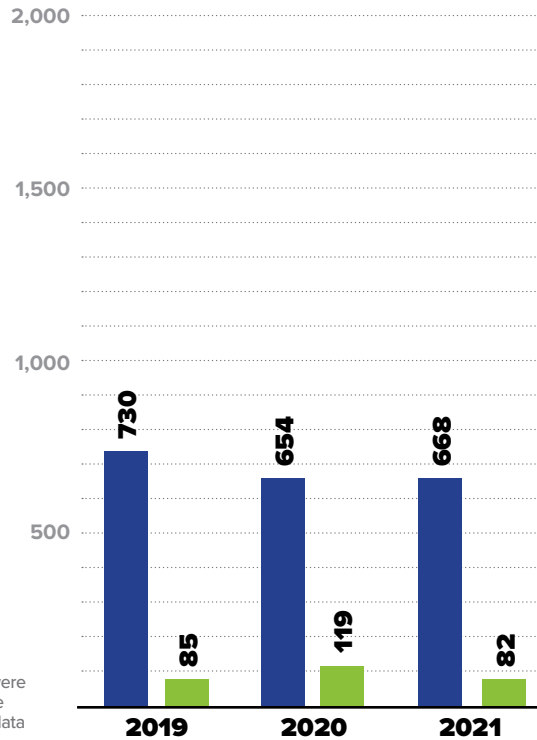
666

■ TOTAL REPORTS

82

■ SUBSTANTIATED REPORTS

▲ NOTE: CPS and GPS data reported were investigated and substantiated by the CCYA and may vary from statewide data which include both CCYA and OCFY Regional Office investigations.



▲ NOTE: Regional investigations which occurred in the county are included in these totals.

SUBSTANTIATED REPORTS BY SEX OF VICTIM

FEMALE

53

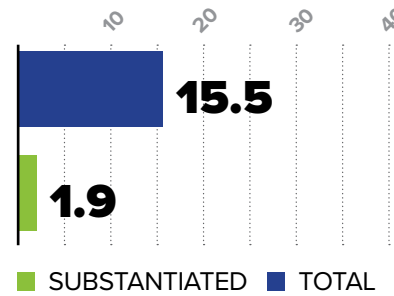
64.6%

MALE

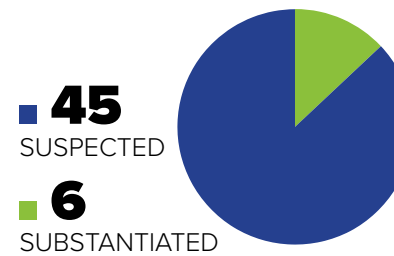
29

35.4%

CHILD ABUSE REPORTS PER 1,000 CHILDREN



CASES OF REPEAT ABUSE SUBSTANTIATED REPORTS



\$6,710,695

EXPENDITURES CHILD ABUSE INVESTIGATIONS AND GENERAL PROTECTIVE SERVICES ASSESSMENTS



2021 SUBSTANTIATED FATALITIES

1/58 MALE 0 FEMALE 1

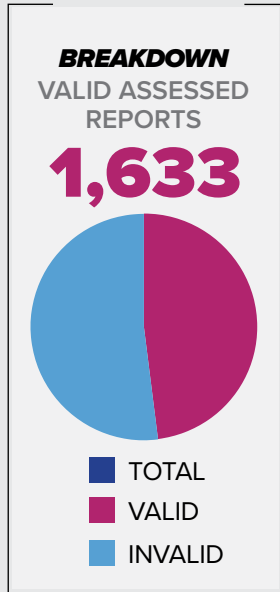
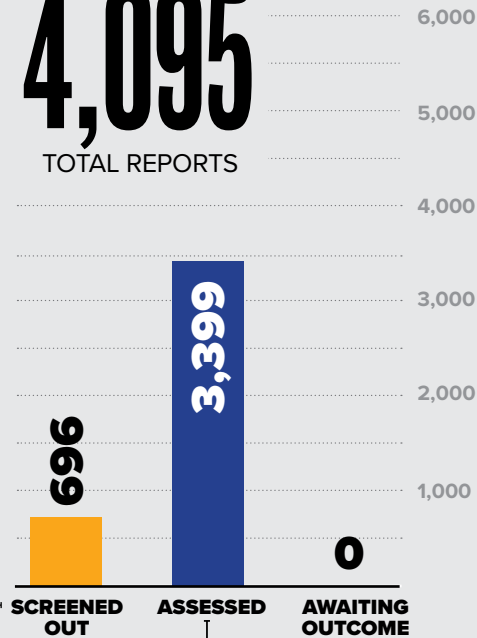
2021 SUBSTANTIATED NEAR FATALITIES

1/136 MALE 0 FEMALE 1

2021 REPORTS OF GENERAL PROTECTIVE SERVICES

4,095

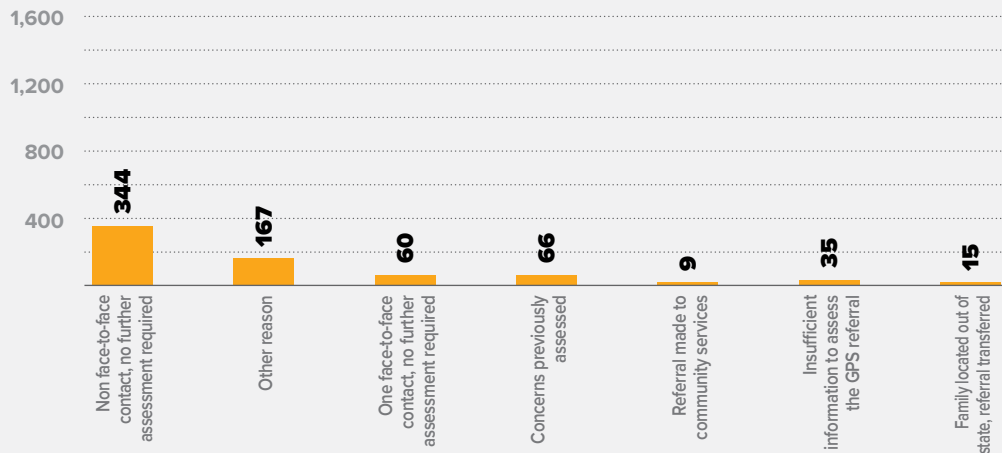
TOTAL REPORTS



NUMBER OF CHILDREN ASSESSED



BREAKDOWN REPORTS SCREENED OUT BY REASON

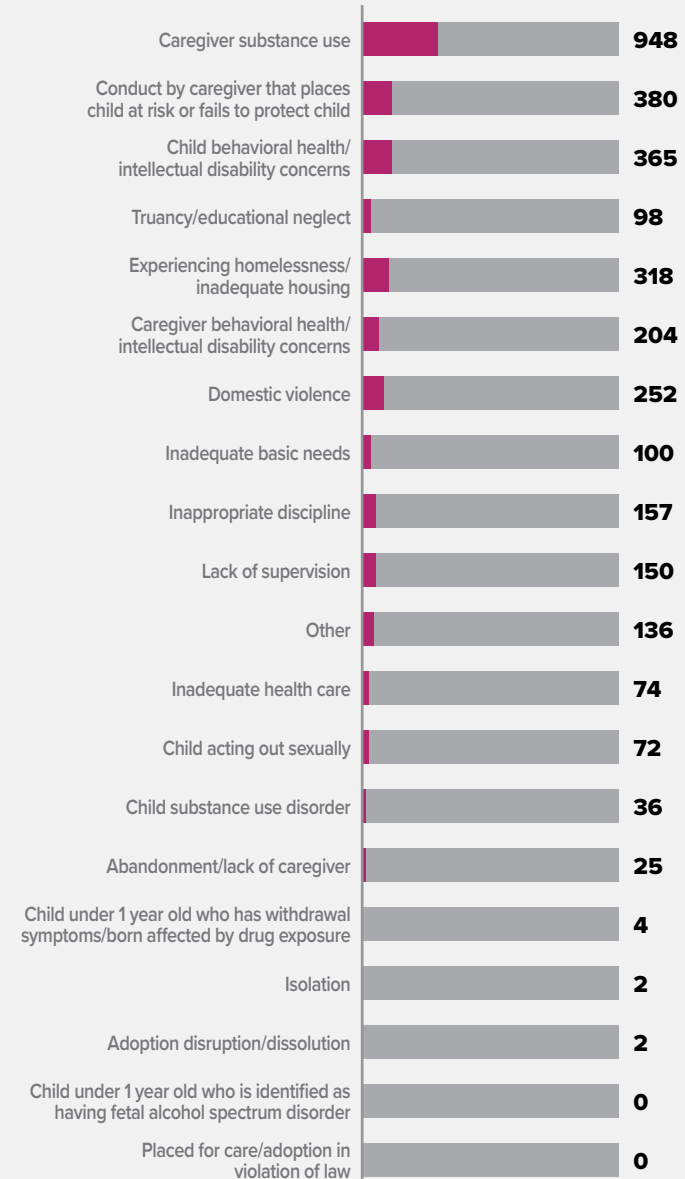


NOTE: Effective 10/3/2020, the screen out reasons were enhanced. This resulted in changes to some of the titles used for the Annual Report while other screen out reasons (*) were removed entirely.

VALID GPS CONCERNS BY TYPE

3,323

TOTAL CONCERNS

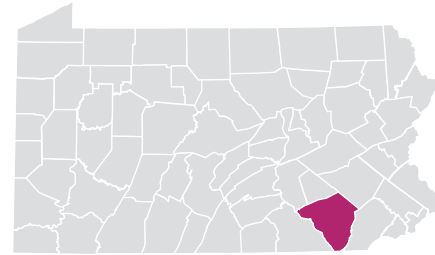


LACKAWANNA COUNTY

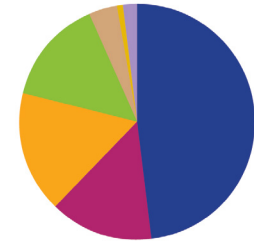
NOTE: A report may have more than one concern for each report; therefore, the total number of concerns will be greater than the total number of reports. In some reports, more than one child was assessed with valid concerns; therefore, the number of children assessed exceeds the number of valid assessed reports.

LANCASTER COUNTY

URBAN // POPULATION • 543,050 / POPULATION UNDER 18 • 127,835



TYPES OF ALLEGATIONS SUBSTANTIATED REPORTS



261 TOTAL ALLEGATIONS

- 126** (48.3%) Sexual Abuse
- 37** (14.2%) Physical Abuse/Bodily Injury
- 43** (16.5%) Reasonable Likelihood of Bodily Injury
- 38** (14.6%) Serious Physical Neglect
- 10** (3.8%) Engaging in Per Se Acts
- 0** (0.0%) Likelihood of Sexual Abuse/Exploitation
- 2** (0.8%) Severe Form of Trafficking in Persons or Sex Trafficking
- 5** (1.9%) Serious Mental Injury
- 0** (0.0%) Munchausen Syndrome by Proxy/Medical Abuse

▲ NOTE: A report may have more than one allegation for each report; therefore, the total number of allegations will be greater than the total number of reports.

2021 REPORTS OF CHILD ABUSE

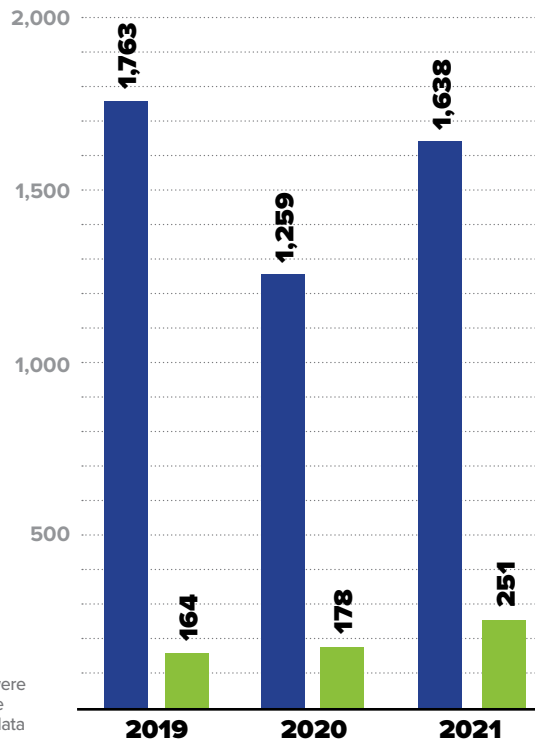
1,595

■ TOTAL REPORTS

247

■ SUBSTANTIATED REPORTS

▲ NOTE: CPS and GPS data reported were investigated and substantiated by the CCYA and may vary from statewide data which include both CCYA and OCFY Regional Office investigations.



▲ NOTE: Regional investigations which occurred in the county are included in these totals.

SUBSTANTIATED REPORTS BY SEX OF VICTIM

FEMALE

149

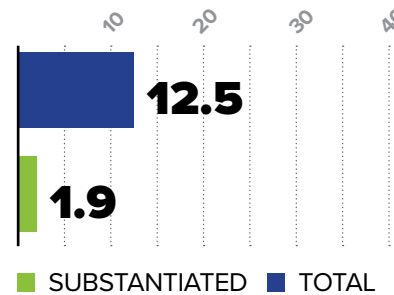
60.3%

MALE

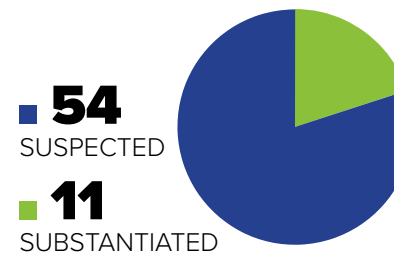
98

39.7%

CHILD ABUSE REPORTS PER 1,000 CHILDREN




CASES OF REPEAT ABUSE SUBSTANTIATED REPORTS



\$5,326,028

EXPENDITURES CHILD ABUSE INVESTIGATIONS AND GENERAL PROTECTIVE SERVICES ASSESSMENTS



2021 SUBSTANTIATED FATALITIES

4/58 ▶ MALE **3** FEMALE **1**

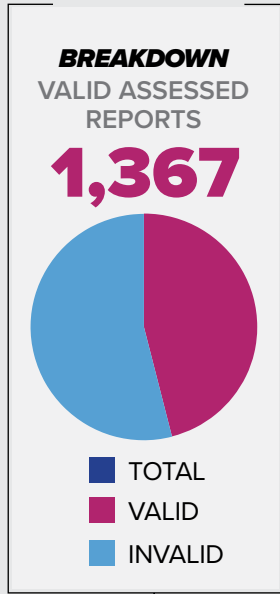
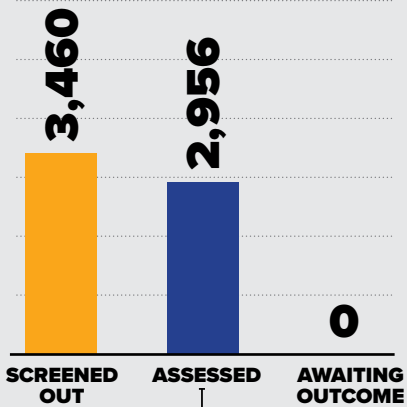
2021 SUBSTANTIATED NEAR FATALITIES

6/136 ▶ MALE **4** FEMALE **2**

2021 REPORTS OF GENERAL PROTECTIVE SERVICES

6,416

TOTAL REPORTS



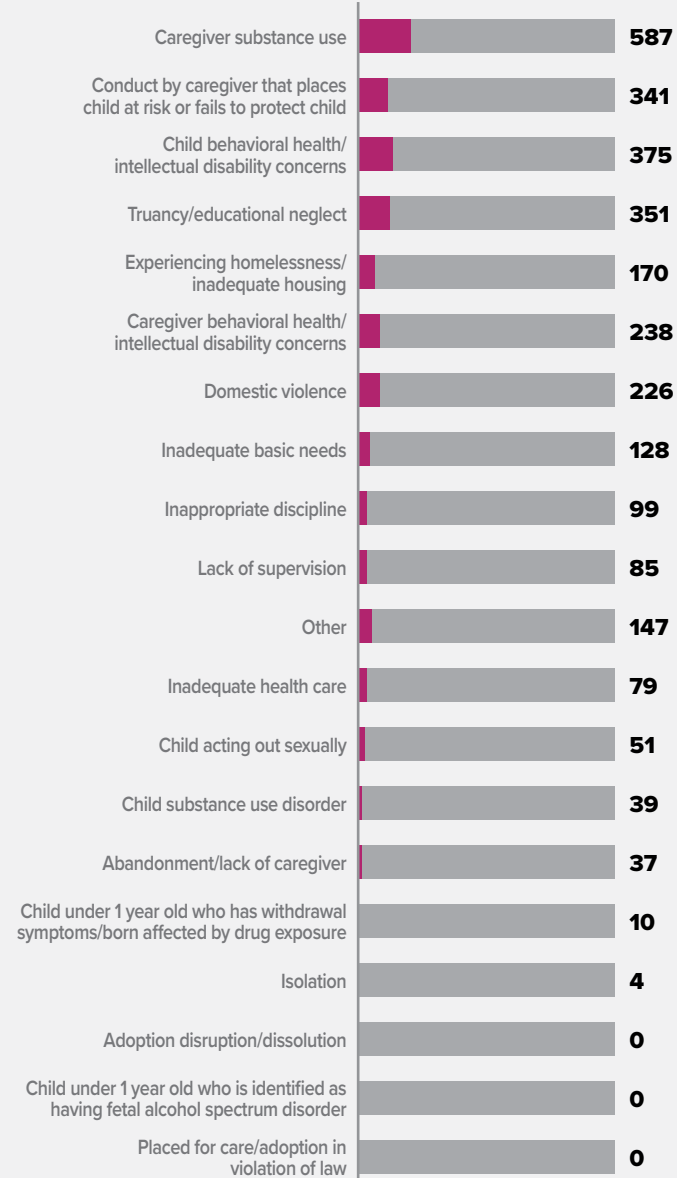
NUMBER OF CHILDREN ASSESSED



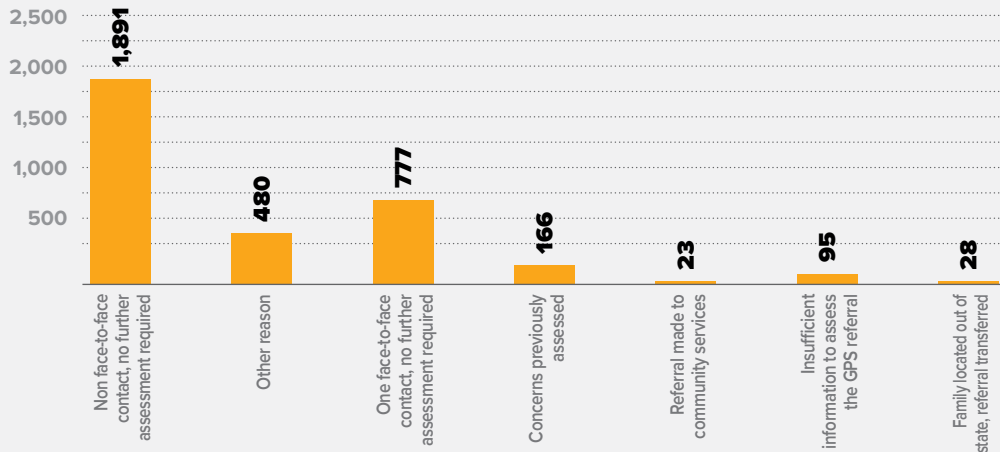
VALID GPS CONCERNS BY TYPE

2,967

TOTAL CONCERNS



BREAKDOWN REPORTS SCREENED OUT BY REASON



NOTE: Effective 10/3/2020, the screen out reasons were enhanced. This resulted in changes to some of the titles used for the Annual Report while other screen out reasons (*) were removed entirely.

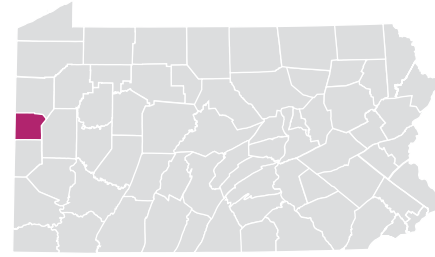


LANCASTER COUNTY

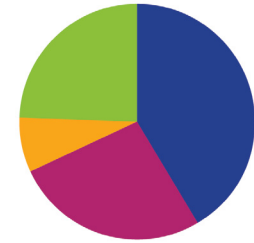
NOTE: A report may have more than one concern for each report; therefore, the total number of concerns will be greater than the total number of reports. In some reports, more than one child was assessed with valid concerns; therefore, the number of children assessed exceeds the number of valid assessed reports.

LAWRENCE COUNTY

RURAL // POPULATION • 86,148 / POPULATION UNDER 18 • 17,182



TYPES OF ALLEGATIONS SUBSTANTIATED REPORTS



41 TOTAL ALLEGATIONS

- **17** (41.5%) Sexual Abuse
- **11** (26.8%) Physical Abuse/Bodily Injury
- **3** (7.3%) Reasonable Likelihood of Bodily Injury
- **10** (24.4%) Serious Physical Neglect
- **0** (0.0%) Engaging in Per Se Acts
- **0** (0.0%) Likelihood of Sexual Abuse/Exploitation
- **0** (0.0%) Severe Form of Trafficking in Persons or Sex Trafficking
- **0** (0.0%) Serious Mental Injury
- **0** (0.0%) Munchausen Syndrome by Proxy/Medical Abuse

▲ NOTE: A report may have more than one allegation for each report; therefore, the total number of allegations will be greater than the total number of reports.

2021 REPORTS OF CHILD ABUSE

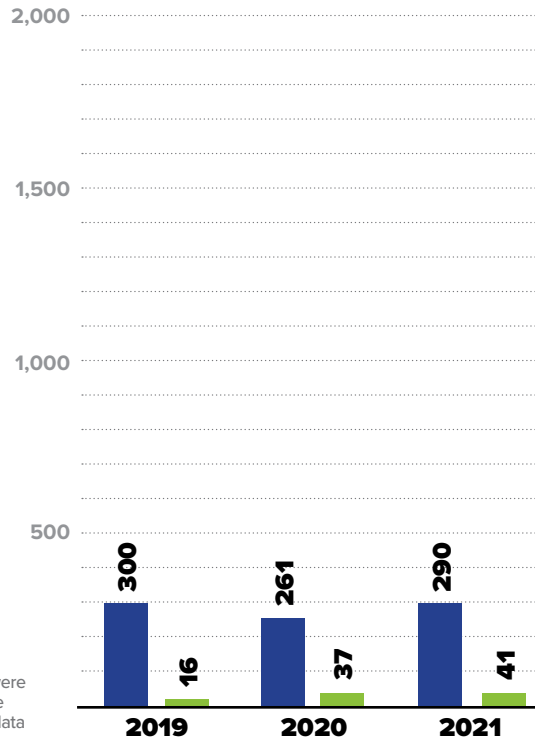
281

■ TOTAL REPORTS

40

■ SUBSTANTIATED REPORTS

▲ NOTE: CPS and GPS data reported were investigated and substantiated by the CCYA and may vary from statewide data which include both CCYA and OCFY Regional Office investigations.



▲ NOTE: Regional investigations which occurred in the county are included in these totals.

SUBSTANTIATED REPORTS BY SEX OF VICTIM

FEMALE

26

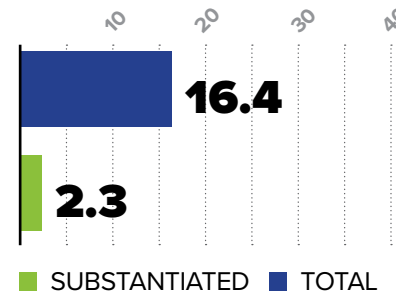
65.0%

MALE

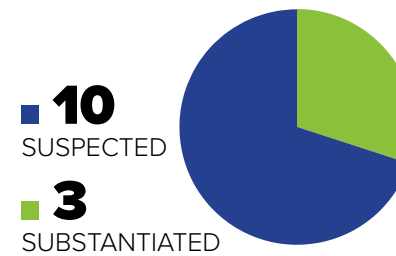
14

35.0%

CHILD ABUSE REPORTS PER 1,000 CHILDREN



CASES OF REPEAT ABUSE SUBSTANTIATED REPORTS



\$1,062,892

EXPENDITURES CHILD ABUSE INVESTIGATIONS AND GENERAL PROTECTIVE SERVICES ASSESSMENTS



2021 SUBSTANTIATED FATALITIES

2/58 MALE 1 FEMALE 1

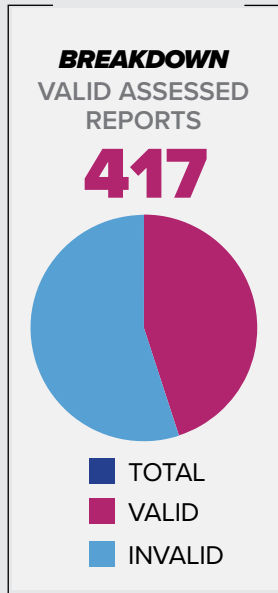
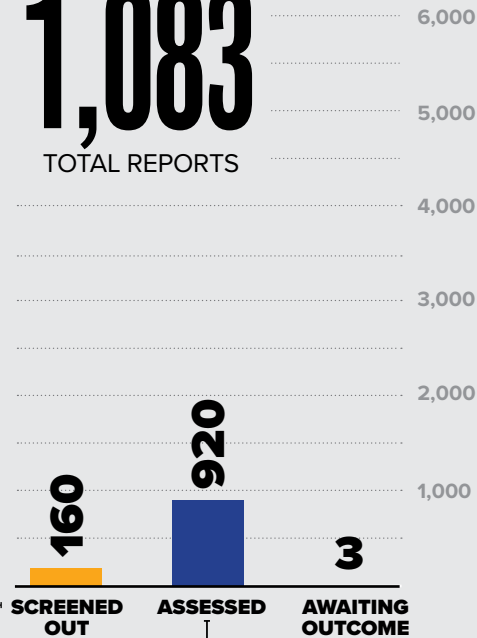
2021 SUBSTANTIATED NEAR FATALITIES

0/136 MALE 0 FEMALE 0

2021 REPORTS OF GENERAL PROTECTIVE SERVICES

1,083

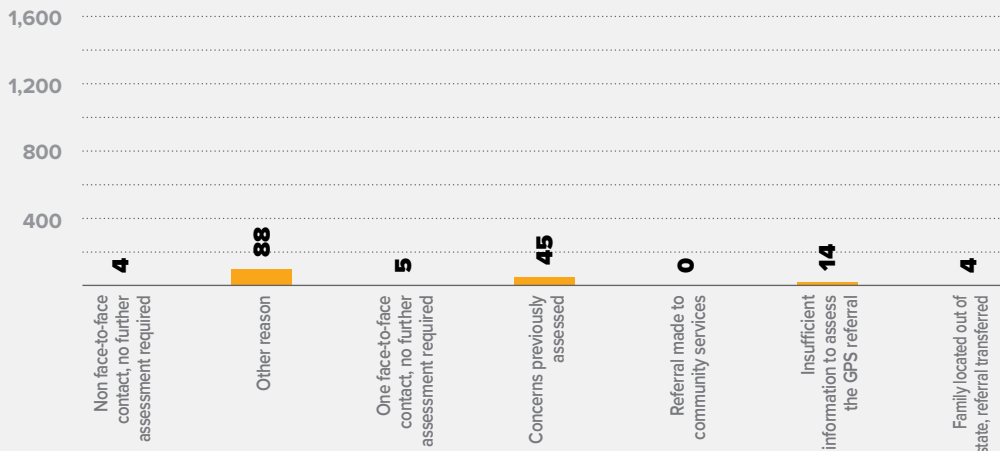
TOTAL REPORTS



NUMBER OF CHILDREN ASSESSED



BREAKDOWN REPORTS SCREENED OUT BY REASON

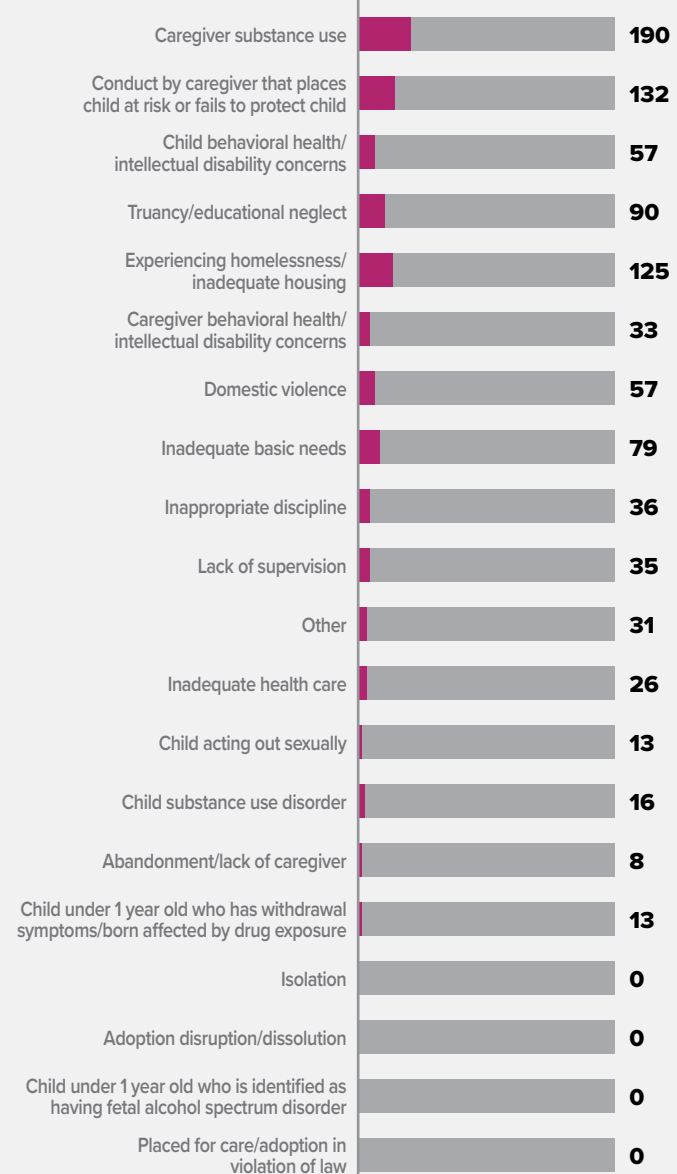


NOTE: Effective 10/3/2020, the screen out reasons were enhanced. This resulted in changes to some of the titles used for the Annual Report while other screen out reasons (*) were removed entirely.

VALID GPS CONCERNS BY TYPE

941

TOTAL CONCERNS



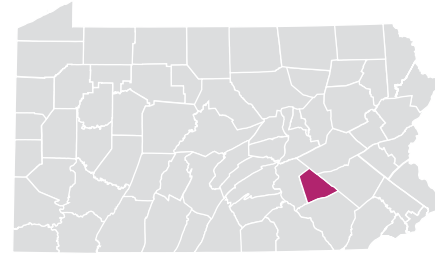
LAWRENCE COUNTY

NOTE: A report may have more than one concern for each report; therefore, the total number of concerns will be greater than the total number of reports. In some reports, more than one child was assessed with valid concerns; therefore, the number of children assessed exceeds the number of valid assessed reports.

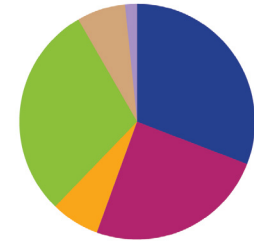


LEBANON COUNTY

URBAN // POPULATION • 140,410 / POPULATION UNDER 18 • 31,967



TYPES OF ALLEGATIONS SUBSTANTIATED REPORTS



61 TOTAL ALLEGATIONS

- **19** (31.1%) Sexual Abuse
- **15** (24.6%) Physical Abuse/Bodily Injury
- **4** (6.6%) Reasonable Likelihood of Bodily Injury
- **18** (29.5%) Serious Physical Neglect
- **4** (6.6%) Engaging in Per Se Acts
- **0** (0.0%) Likelihood of Sexual Abuse/Exploitation
- **0** (0.0%) Severe Form of Trafficking in Persons or Sex Trafficking
- **1** (1.6%) Serious Mental Injury
- **0** (0.0%) Munchausen Syndrome by Proxy/Medical Abuse

▲ NOTE: A report may have more than one allegation for each report; therefore, the total number of allegations will be greater than the total number of reports.

2021 REPORTS OF CHILD ABUSE

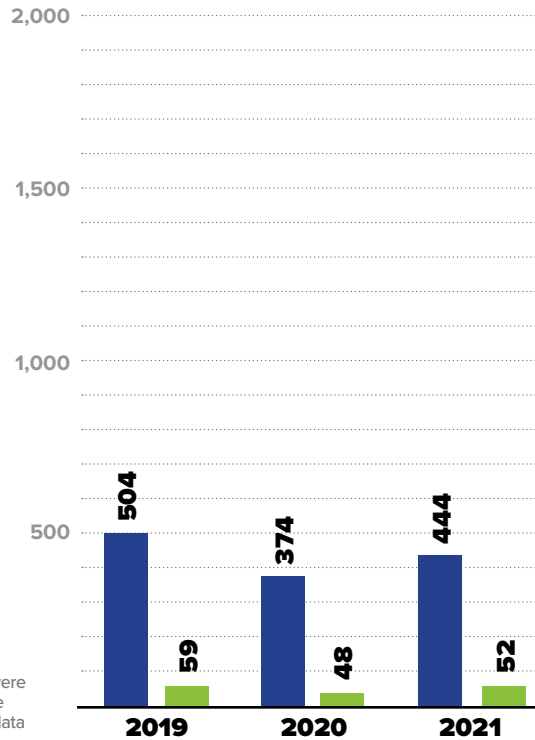
442

■ TOTAL REPORTS

52

■ SUBSTANTIATED REPORTS

▲ NOTE: CPS and GPS data reported were investigated and substantiated by the CCYA and may vary from statewide data which include both CCYA and OCYF Regional Office investigations.



▲ NOTE: Regional investigations which occurred in the county are included in these totals.

SUBSTANTIATED REPORTS BY SEX OF VICTIM

FEMALE

32

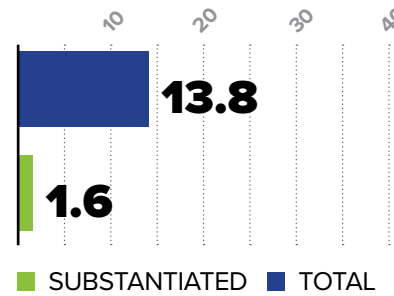
61.5%

MALE

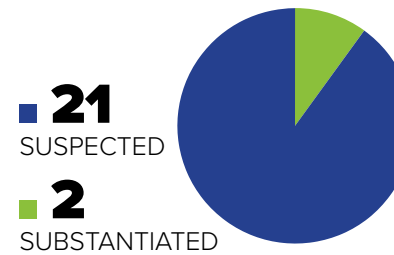
20

38.5%

CHILD ABUSE REPORTS PER 1,000 CHILDREN



CASES OF REPEAT ABUSE SUBSTANTIATED REPORTS



\$433,953

EXPENDITURES CHILD ABUSE INVESTIGATIONS AND GENERAL PROTECTIVE SERVICES ASSESSMENTS



2021 SUBSTANTIATED FATALITIES

0/58 MALE 0 FEMALE 0

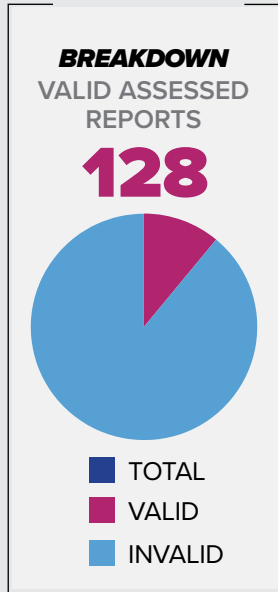
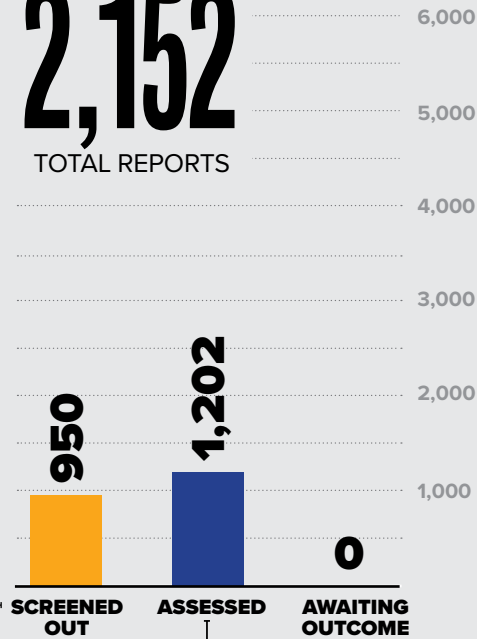
2021 SUBSTANTIATED NEAR FATALITIES

1/136 MALE 1 FEMALE 0

2021 REPORTS OF GENERAL PROTECTIVE SERVICES

2,152

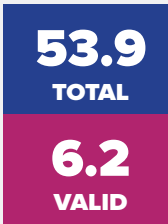
TOTAL REPORTS



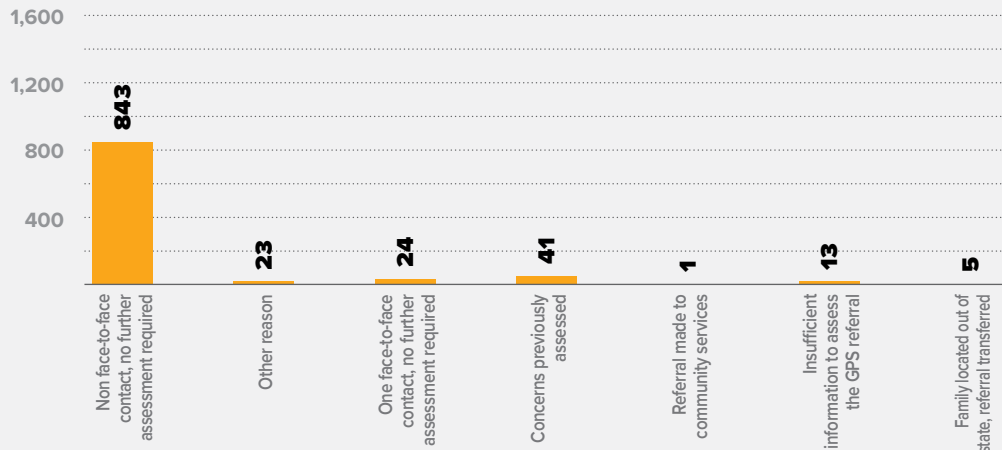
NUMBER OF CHILDREN ASSESSED



CHILDREN ASSESSED PER 1,000 CHILDREN



BREAKDOWN REPORTS SCREENED OUT BY REASON

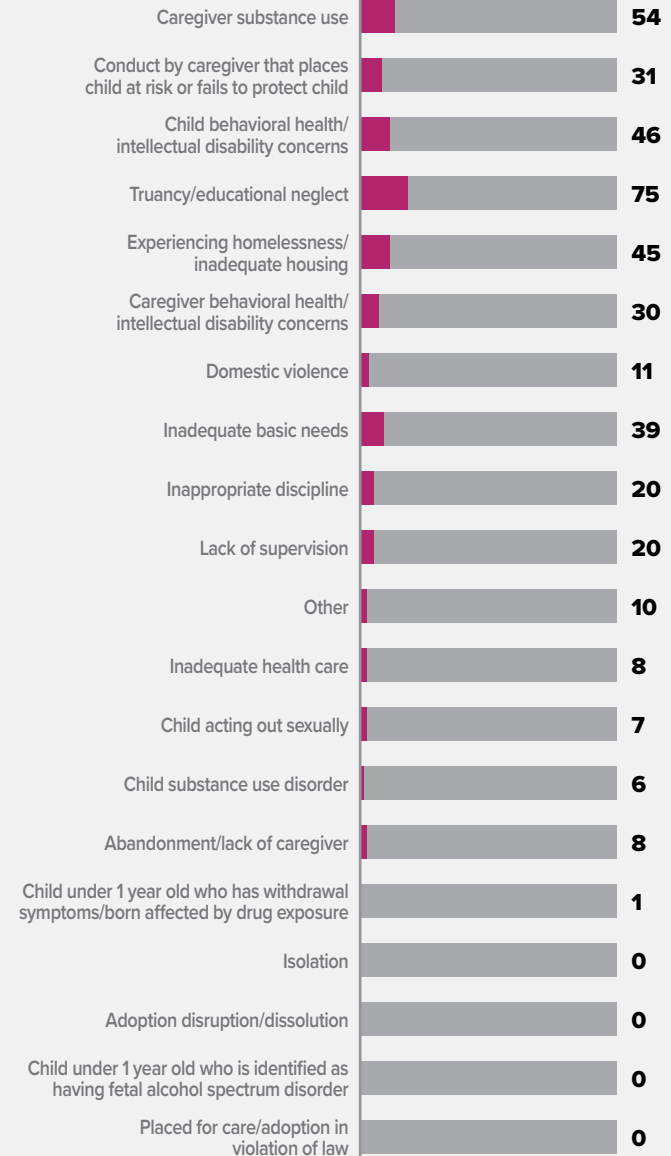


NOTE: Effective 10/3/2020, the screen out reasons were enhanced. This resulted in changes to some of the titles used for the Annual Report while other screen out reasons (*) were removed entirely.

VALID GPS CONCERNS BY TYPE

411

TOTAL CONCERNS



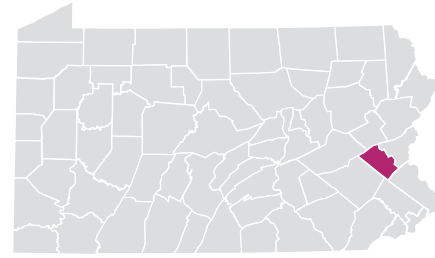
LEBANON COUNTY

NOTE: A report may have more than one concern for each report; therefore, the total number of concerns will be greater than the total number of reports. In some reports, more than one child was assessed with valid concerns; therefore, the number of children assessed exceeds the number of valid assessed reports.

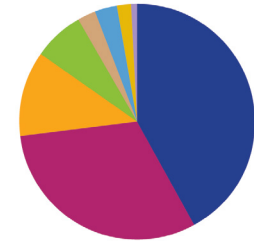


LEHIGH COUNTY

URBAN // POPULATION • 367,338 / POPULATION UNDER 18 • 83,396



TYPES OF ALLEGATIONS SUBSTANTIATED REPORTS



157 TOTAL ALLEGATIONS

- 66** (42.0%) Sexual Abuse
- 49** (31.2%) Physical Abuse/Bodily Injury
- 18** (11.5%) Reasonable Likelihood of Bodily Injury
- 11** (7.0%) Serious Physical Neglect
- 4** (2.5%) Engaging in Per Se Acts
- 5** (3.2%) Likelihood of Sexual Abuse/Exploitation
- 3** (1.9%) Severe Form of Trafficking in Persons or Sex Trafficking
- 1** (0.6%) Serious Mental Injury
- 0** (0.0%) Munchausen Syndrome by Proxy/Medical Abuse

▲ NOTE: A report may have more than one allegation for each report; therefore, the total number of allegations will be greater than the total number of reports.

2021 REPORTS OF CHILD ABUSE

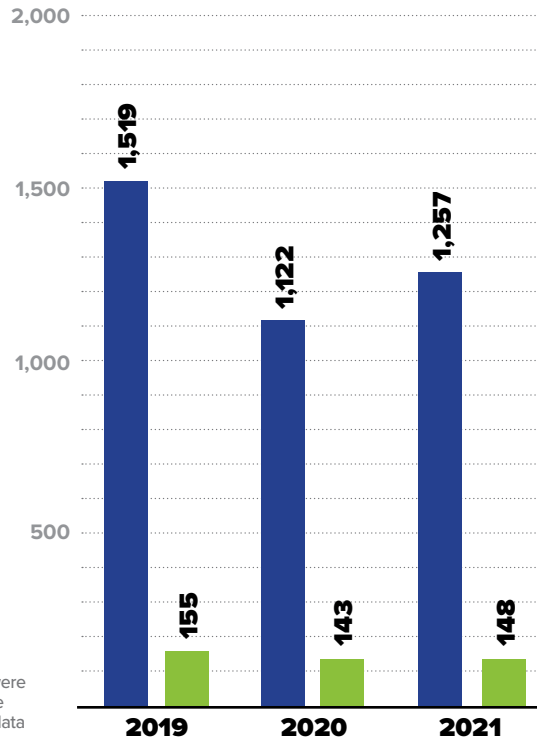
1,223

■ TOTAL REPORTS

147

■ SUBSTANTIATED REPORTS

▲ NOTE: CPS and GPS data reported were investigated and substantiated by the CCYA and may vary from statewide data which include both CCYA and OCYF Regional Office investigations.



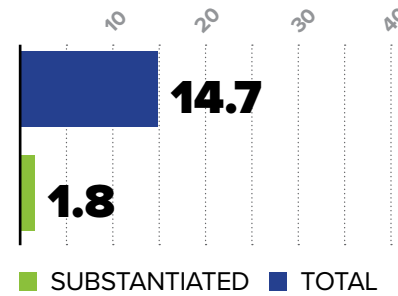
▲ NOTE: Regional investigations which occurred in the county are included in these totals.

SUBSTANTIATED REPORTS BY SEX OF VICTIM

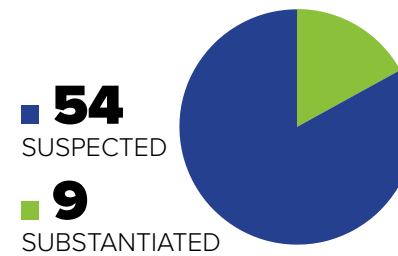
FEMALE
100
68.0%

MALE
47
32.0%

CHILD ABUSE REPORTS PER 1,000 CHILDREN



CASES OF REPEAT ABUSE SUBSTANTIATED REPORTS



\$5,559,223

EXPENDITURES CHILD ABUSE INVESTIGATIONS AND GENERAL PROTECTIVE SERVICES ASSESSMENTS



2021 SUBSTANTIATED FATALITIES

1/58 MALE 1 FEMALE 0

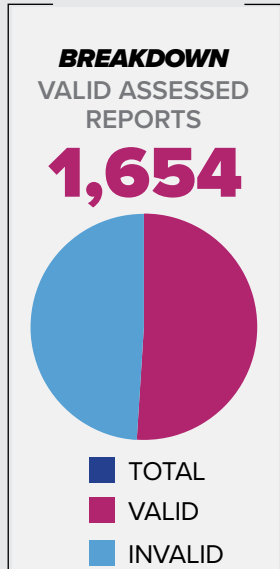
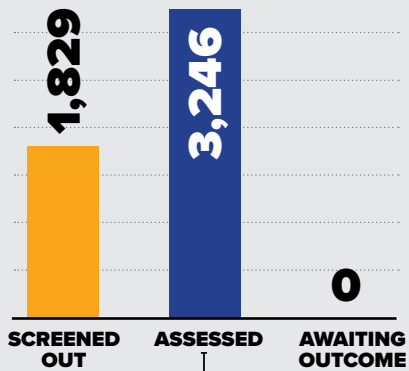
2021 SUBSTANTIATED NEAR FATALITIES

4/136 MALE 3 FEMALE 1

2021 REPORTS OF GENERAL PROTECTIVE SERVICES

5,075

TOTAL REPORTS



NUMBER OF CHILDREN ASSESSED

4,412

TOTAL

2,178

VALID

CHILDREN ASSESSED PER 1,000 CHILDREN

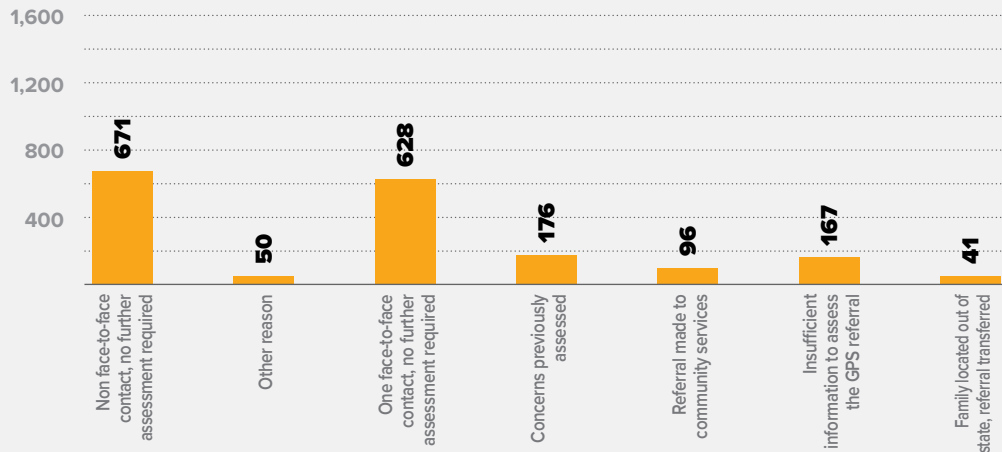
52.9

TOTAL

26.1

VALID

BREAKDOWN REPORTS SCREENED OUT BY REASON

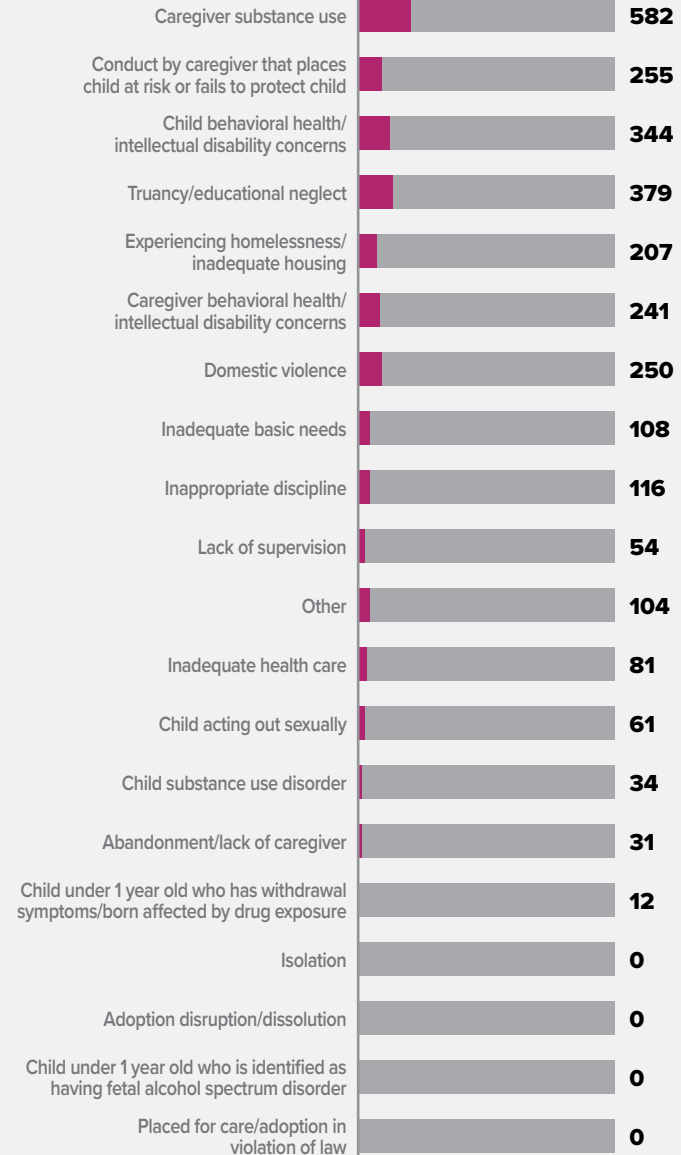


NOTE: Effective 10/3/2020, the screen out reasons were enhanced. This resulted in changes to some of the titles used for the Annual Report while other screen out reasons (*) were removed entirely.

VALID GPS CONCERNS BY TYPE

2,859

TOTAL CONCERNS



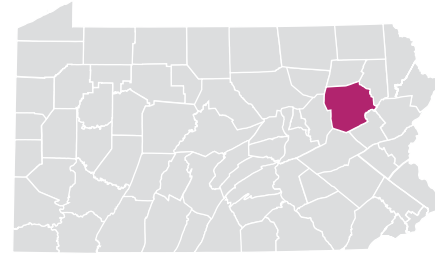
LEHIGH COUNTY

NOTE: A report may have more than one concern for each report; therefore, the total number of concerns will be greater than the total number of reports. In some reports, more than one child was assessed with valid concerns; therefore, the number of children assessed exceeds the number of valid assessed reports.

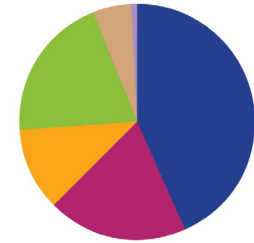


LUZERNE COUNTY

URBAN // POPULATION • 317,547 / POPULATION UNDER 18 • 62,857



TYPES OF ALLEGATIONS SUBSTANTIATED REPORTS



166 TOTAL ALLEGATIONS

- **72** (43.4%) Sexual Abuse
- **32** (19.3%) Physical Abuse/Bodily Injury
- **19** (11.4%) Reasonable Likelihood of Bodily Injury
- **33** (19.9%) Serious Physical Neglect
- **9** (5.4%) Engaging in Per Se Acts
- **0** (0.0%) Likelihood of Sexual Abuse/Exploitation
- **0** (0.0%) Severe Form of Trafficking in Persons or Sex Trafficking
- **1** (0.6%) Serious Mental Injury
- **0** (0.0%) Munchausen Syndrome by Proxy/Medical Abuse

▲ NOTE: A report may have more than one allegation for each report; therefore, the total number of allegations will be greater than the total number of reports.

2021 REPORTS OF CHILD ABUSE

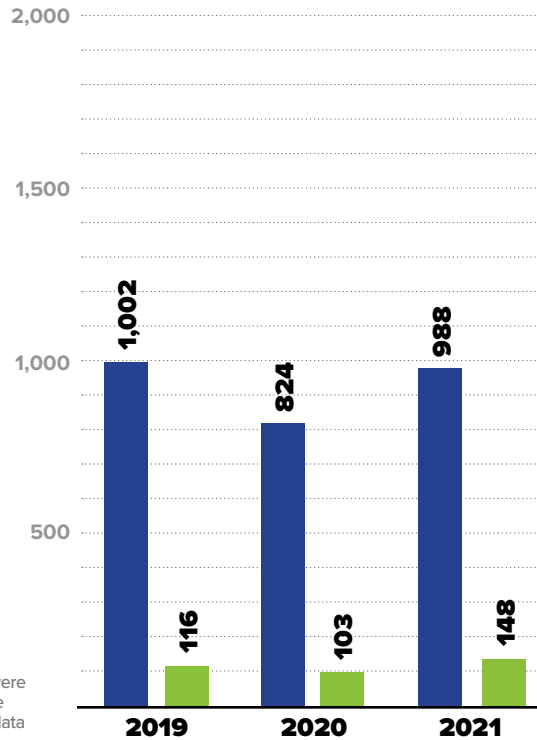
967

■ TOTAL REPORTS

147

■ SUBSTANTIATED REPORTS

▲ NOTE: CPS and GPS data reported were investigated and substantiated by the CCYA and may vary from statewide data which include both CCYA and OCFY Regional Office investigations.



▲ NOTE: Regional investigations which occurred in the county are included in these totals.

SUBSTANTIATED REPORTS BY SEX OF VICTIM

FEMALE

93

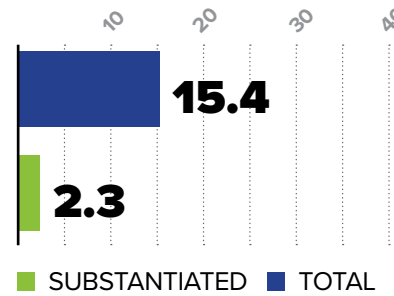
63.3%

MALE

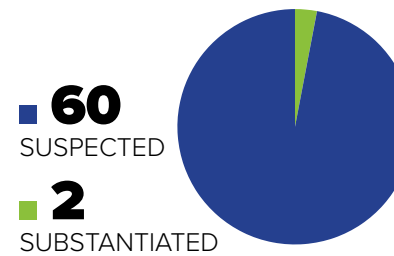
54

36.7%

CHILD ABUSE REPORTS PER 1,000 CHILDREN



CASES OF REPEAT ABUSE SUBSTANTIATED REPORTS



\$7,551,623

EXPENDITURES CHILD ABUSE INVESTIGATIONS AND GENERAL PROTECTIVE SERVICES ASSESSMENTS



2021 SUBSTANTIATED FATALITIES

0/58 MALE 0 FEMALE 0

2021 SUBSTANTIATED NEAR FATALITIES

8/136 MALE 6 FEMALE 2

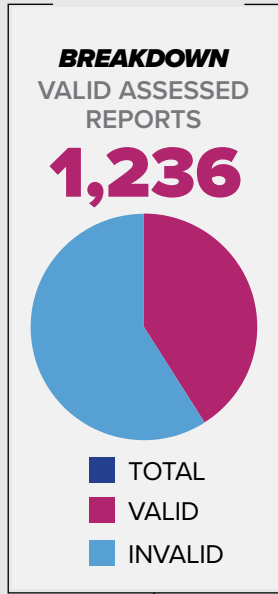
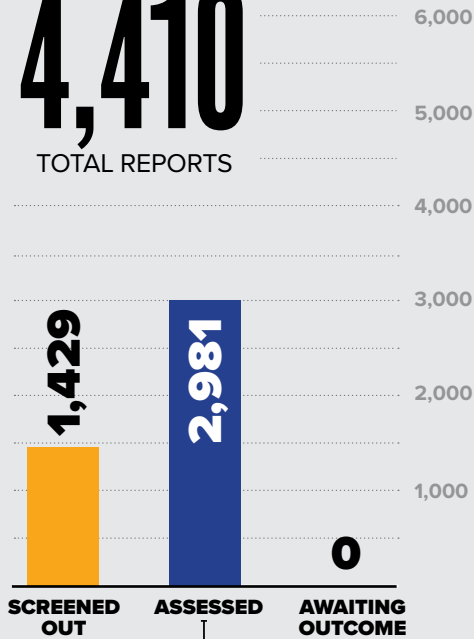


NOTE: A report may have more than one concern for each report; therefore, the total number of concerns will be greater than the total number of reports. In some reports, more than one child was assessed with valid concerns; therefore, the number of children assessed exceeds the number of valid assessed reports.

2021 REPORTS OF GENERAL PROTECTIVE SERVICES

4,410

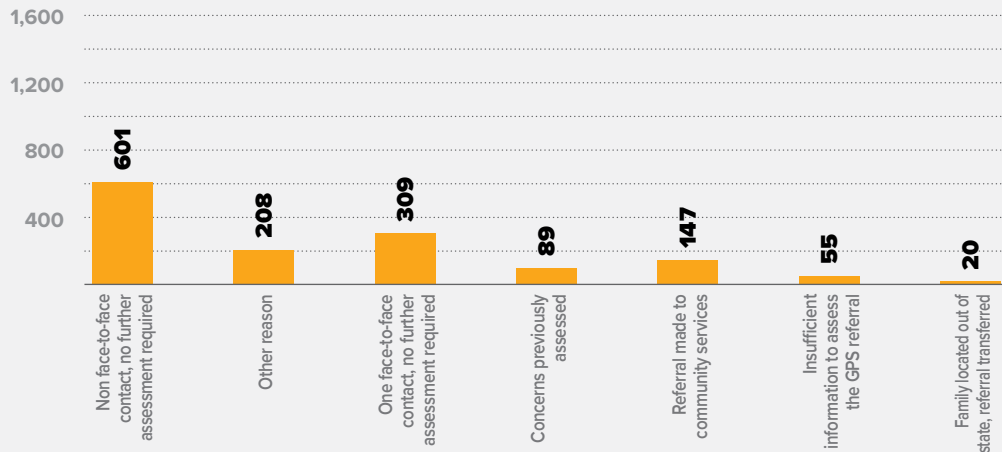
TOTAL REPORTS



NUMBER OF CHILDREN ASSESSED



BREAKDOWN REPORTS SCREENED OUT BY REASON

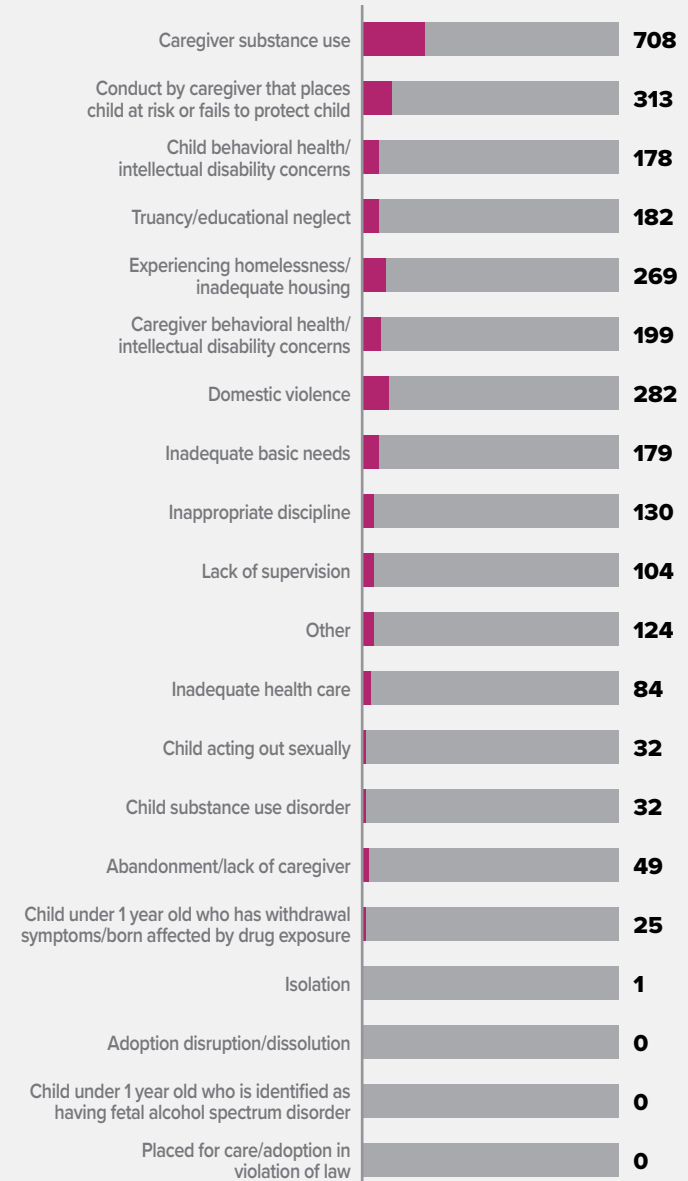


NOTE: Effective 10/3/2020, the screen out reasons were enhanced. This resulted in changes to some of the titles used for the Annual Report while other screen out reasons (*) were removed entirely.

VALID GPS CONCERNS BY TYPE

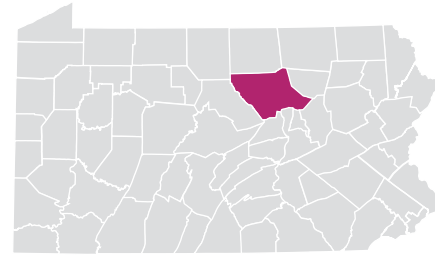
2,891

TOTAL CONCERNS

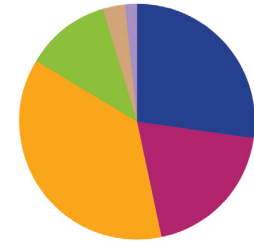


LYCOMING COUNTY

RURAL // POPULATION • 114,014 / POPULATION UNDER 18 • 23,345



TYPES OF ALLEGATIONS SUBSTANTIATED REPORTS



135 TOTAL ALLEGATIONS

- **37** (27.4%) Sexual Abuse
- **26** (19.3%) Physical Abuse/Bodily Injury
- **50** (37.0%) Reasonable Likelihood of Bodily Injury
- **16** (11.9%) Serious Physical Neglect
- **4** (3.0%) Engaging in Per Se Acts
- **0** (0.0%) Likelihood of Sexual Abuse/Exploitation
- **0** (0.0%) Severe Form of Trafficking in Persons or Sex Trafficking
- **2** (1.5%) Serious Mental Injury
- **0** (0.0%) Munchausen Syndrome by Proxy/Medical Abuse

▲ NOTE: A report may have more than one allegation for each report; therefore, the total number of allegations will be greater than the total number of reports.

2021 REPORTS OF CHILD ABUSE

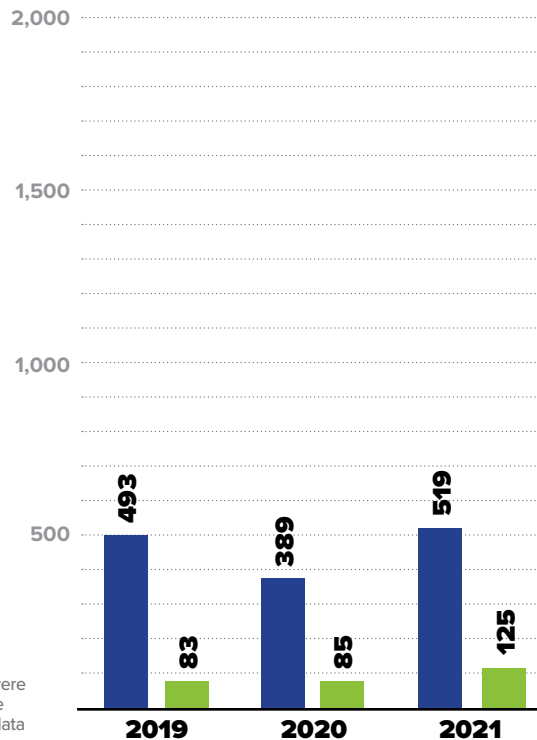
510

■ TOTAL REPORTS

124

■ SUBSTANTIATED REPORTS

▲ NOTE: CPS and GPS data reported were investigated and substantiated by the CCYA and may vary from statewide data which include both CCYA and OCYF Regional Office investigations.



▲ NOTE: Regional investigations which occurred in the county are included in these totals.

SUBSTANTIATED REPORTS BY SEX OF VICTIM

FEMALE

72

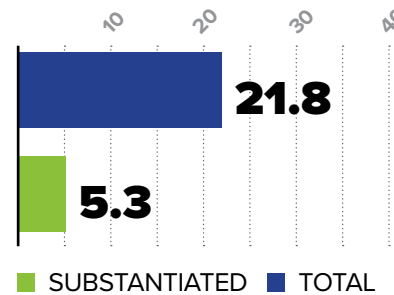
58.1%

MALE

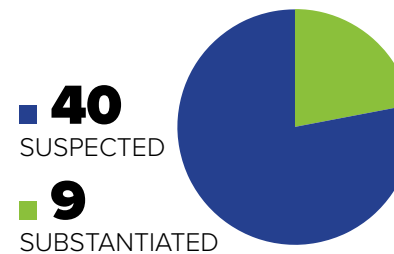
52

41.9%

CHILD ABUSE REPORTS PER 1,000 CHILDREN



CASES OF REPEAT ABUSE SUBSTANTIATED REPORTS



\$2,098,111

EXPENDITURES CHILD ABUSE INVESTIGATIONS AND GENERAL PROTECTIVE SERVICES ASSESSMENTS



2021 SUBSTANTIATED FATALITIES

1/58 MALE 0 FEMALE 1

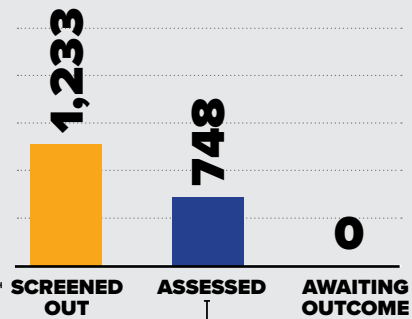
2021 SUBSTANTIATED NEAR FATALITIES

1/136 MALE 0 FEMALE 1

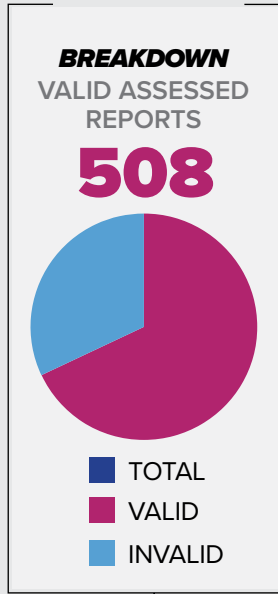
2021 REPORTS OF GENERAL PROTECTIVE SERVICES

1,981

TOTAL REPORTS



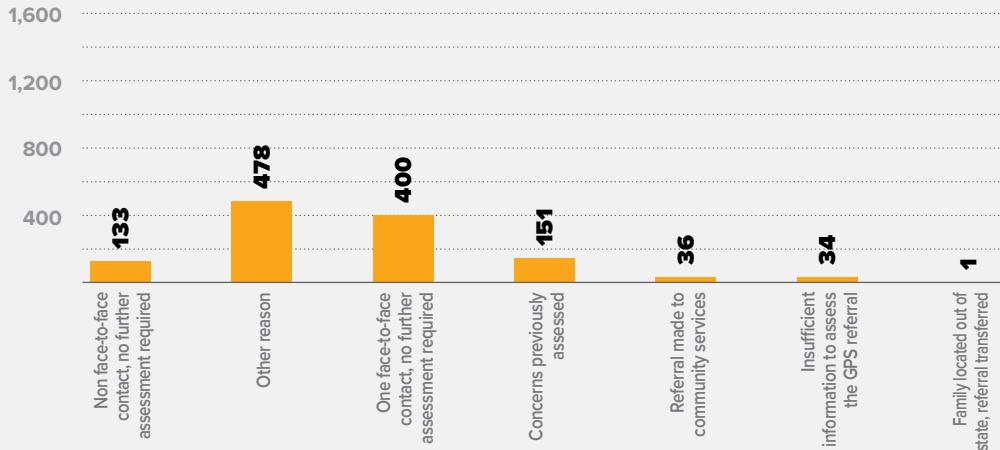
6,000
5,000
4,000
3,000
2,000
1,000



NUMBER OF CHILDREN ASSESSED



BREAKDOWN REPORTS SCREENED OUT BY REASON

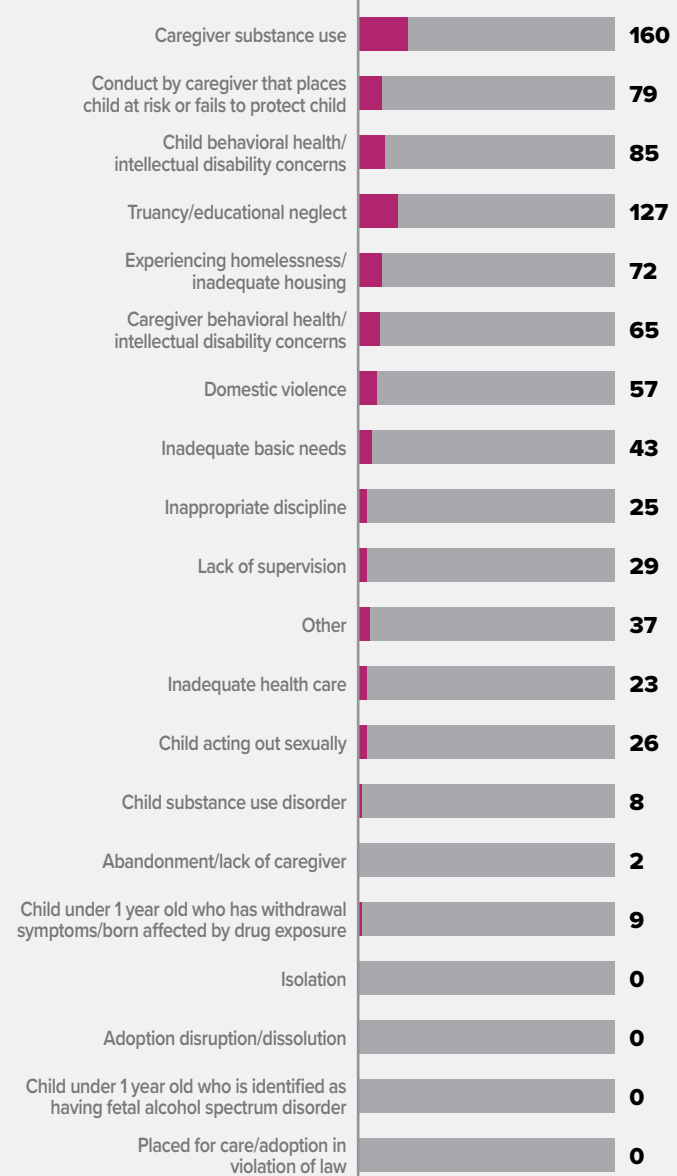


NOTE: Effective 10/3/2020, the screen out reasons were enhanced. This resulted in changes to some of the titles used for the Annual Report while other screen out reasons (*) were removed entirely.

VALID GPS CONCERNS BY TYPE

847

TOTAL CONCERNS

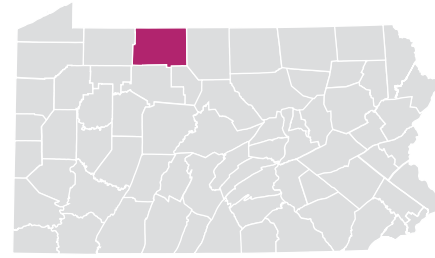


LYCOMING COUNTY

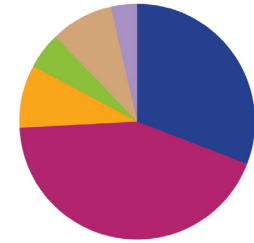
NOTE: A report may have more than one concern for each report; therefore, the total number of concerns will be greater than the total number of reports. In some reports, more than one child was assessed with valid concerns; therefore, the number of children assessed exceeds the number of valid assessed reports.

MCKEAN COUNTY

RURAL // POPULATION • 41,021 / POPULATION UNDER 18 • 8,134



TYPES OF ALLEGATIONS SUBSTANTIATED REPORTS



58 TOTAL ALLEGATIONS

- **18** (31.0%) Sexual Abuse
- **25** (43.1%) Physical Abuse/Bodily Injury
- **5** (8.6%) Reasonable Likelihood of Bodily Injury
- **3** (5.2%) Serious Physical Neglect
- **5** (8.6%) Engaging in Per Se Acts
- **0** (0.0%) Likelihood of Sexual Abuse/Exploitation
- **0** (0.0%) Severe Form of Trafficking in Persons or Sex Trafficking
- **2** (3.4%) Serious Mental Injury
- **0** (0.0%) Munchausen Syndrome by Proxy/Medical Abuse

▲ NOTE: A report may have more than one allegation for each report; therefore, the total number of allegations will be greater than the total number of reports.

2021 REPORTS OF CHILD ABUSE

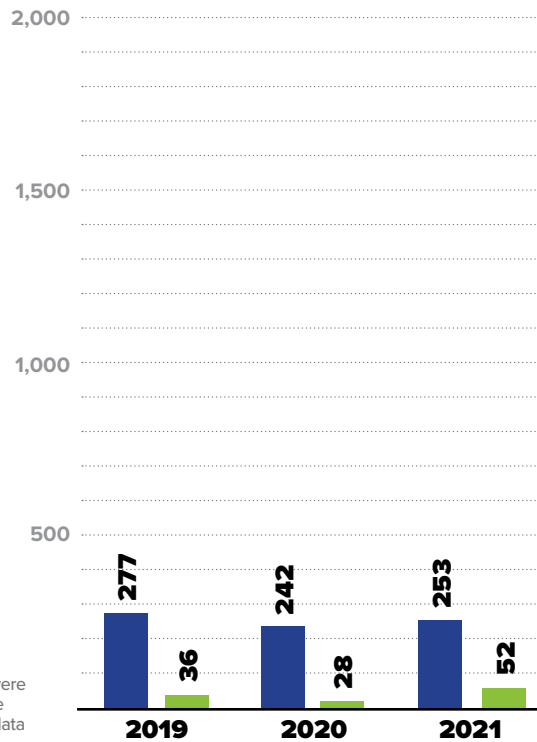
250

■ TOTAL REPORTS

52

■ SUBSTANTIATED REPORTS

▲ NOTE: CPS and GPS data reported were investigated and substantiated by the CCYA and may vary from statewide data which include both CCYA and OCYF Regional Office investigations.



▲ NOTE: Regional investigations which occurred in the county are included in these totals.

SUBSTANTIATED REPORTS BY SEX OF VICTIM

FEMALE

29

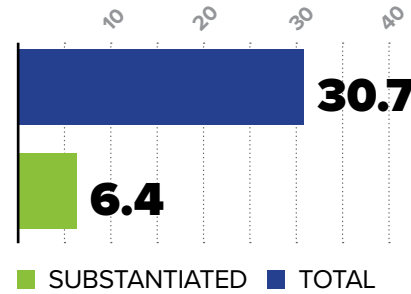
55.8%

MALE

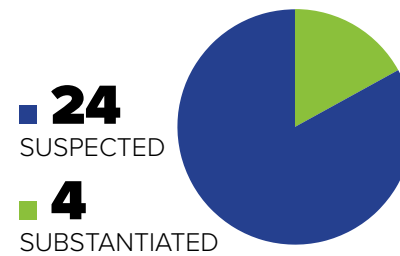
23

44.2%

CHILD ABUSE REPORTS PER 1,000 CHILDREN



CASES OF REPEAT ABUSE SUBSTANTIATED REPORTS



\$1,193,698

EXPENDITURES CHILD ABUSE INVESTIGATIONS AND GENERAL PROTECTIVE SERVICES ASSESSMENTS



2021 SUBSTANTIATED FATALITIES

0/58 MALE 0 FEMALE 0

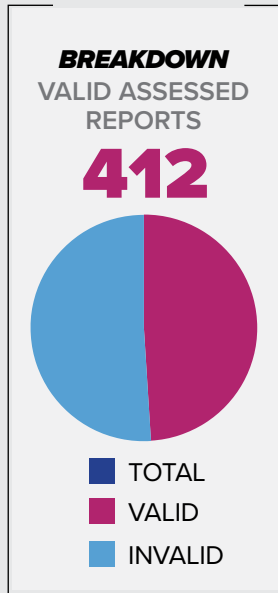
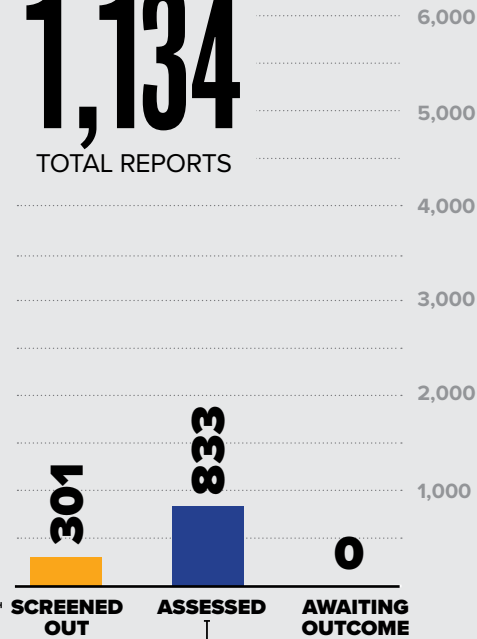
2021 SUBSTANTIATED NEAR FATALITIES

1/136 MALE 0 FEMALE 1

2021 REPORTS OF GENERAL PROTECTIVE SERVICES

1,134

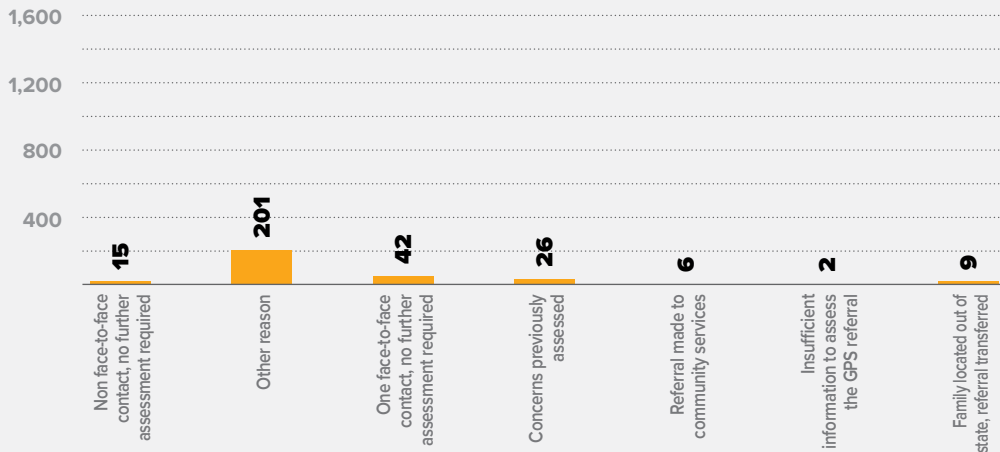
TOTAL REPORTS



NUMBER OF CHILDREN ASSESSED



BREAKDOWN REPORTS SCREENED OUT BY REASON

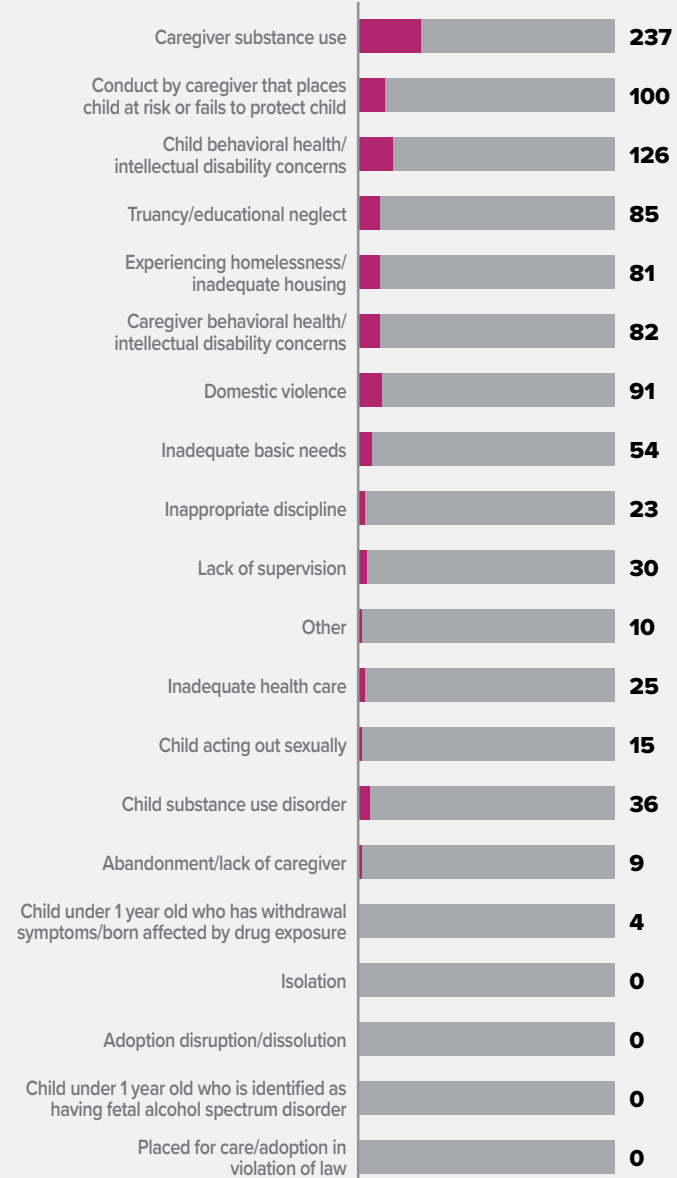


NOTE: Effective 10/3/2020, the screen out reasons were enhanced. This resulted in changes to some of the titles used for the Annual Report while other screen out reasons (*) were removed entirely.

VALID GPS CONCERNS BY TYPE

1,008

TOTAL CONCERNS

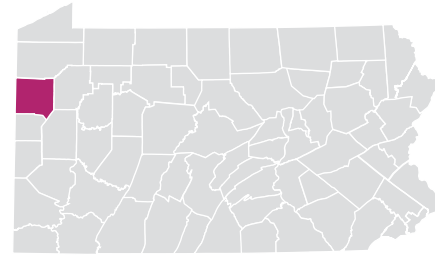


MCKEAN COUNTY

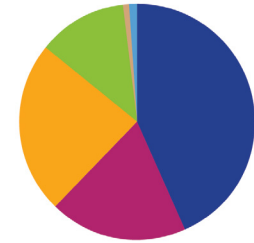
NOTE: A report may have more than one concern for each report; therefore, the total number of concerns will be greater than the total number of reports. In some reports, more than one child was assessed with valid concerns; therefore, the number of children assessed exceeds the number of valid assessed reports.

MERCER COUNTY

RURAL // POPULATION • 110,519 / POPULATION UNDER 18 • 21,454



TYPES OF ALLEGATIONS SUBSTANTIATED REPORTS



106 TOTAL ALLEGATIONS

- **46** (43.4%) Sexual Abuse
- **20** (18.9%) Physical Abuse/Bodily Injury
- **25** (23.6%) Reasonable Likelihood of Bodily Injury
- **13** (12.3%) Serious Physical Neglect
- **1** (0.9%) Engaging in Per Se Acts
- **1** (0.9%) Likelihood of Sexual Abuse/Exploitation
- **0** (0.0%) Severe Form of Trafficking in Persons or Sex Trafficking
- **0** (0.0%) Serious Mental Injury
- **0** (0.0%) Munchausen Syndrome by Proxy/Medical Abuse

▲ NOTE: A report may have more than one allegation for each report; therefore, the total number of allegations will be greater than the total number of reports.

2021 REPORTS OF CHILD ABUSE

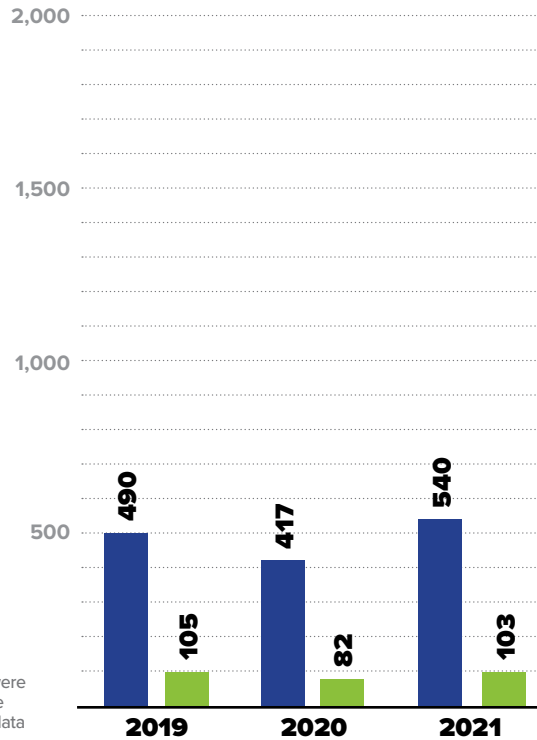
478

■ TOTAL REPORTS

100

■ SUBSTANTIATED REPORTS

▲ NOTE: CPS and GPS data reported were investigated and substantiated by the CCYA and may vary from statewide data which include both CCYA and OCFY Regional Office investigations.



▲ NOTE: Regional investigations which occurred in the county are included in these totals.

SUBSTANTIATED REPORTS BY SEX OF VICTIM

FEMALE

62

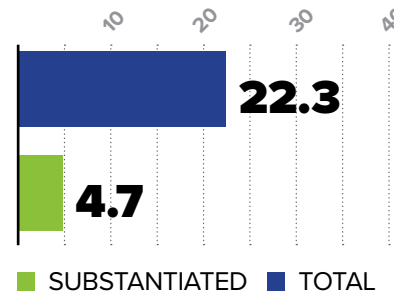
62.0%

MALE

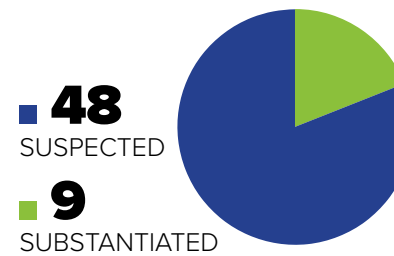
38

38.0%

CHILD ABUSE REPORTS PER 1,000 CHILDREN



CASES OF REPEAT ABUSE SUBSTANTIATED REPORTS



\$1,532,327

EXPENDITURES CHILD ABUSE INVESTIGATIONS AND GENERAL PROTECTIVE SERVICES ASSESSMENTS



2021 SUBSTANTIATED FATALITIES

0/58 MALE 0 FEMALE 0

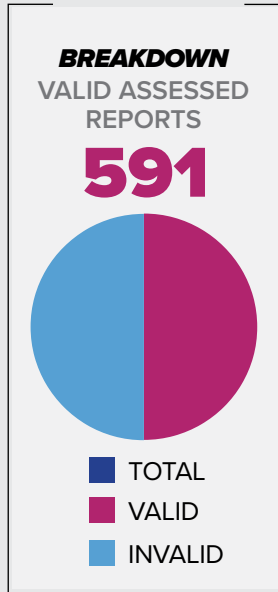
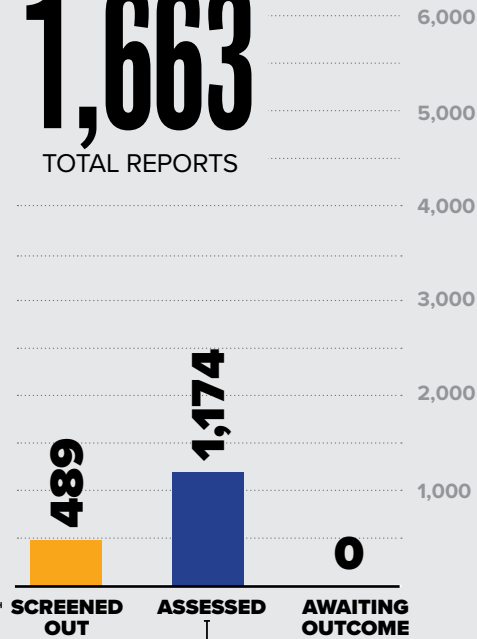
2021 SUBSTANTIATED NEAR FATALITIES

3/136 MALE 1 FEMALE 2

2021 REPORTS OF GENERAL PROTECTIVE SERVICES

1,663

TOTAL REPORTS



NUMBER OF CHILDREN ASSESSED

1,831
TOTAL

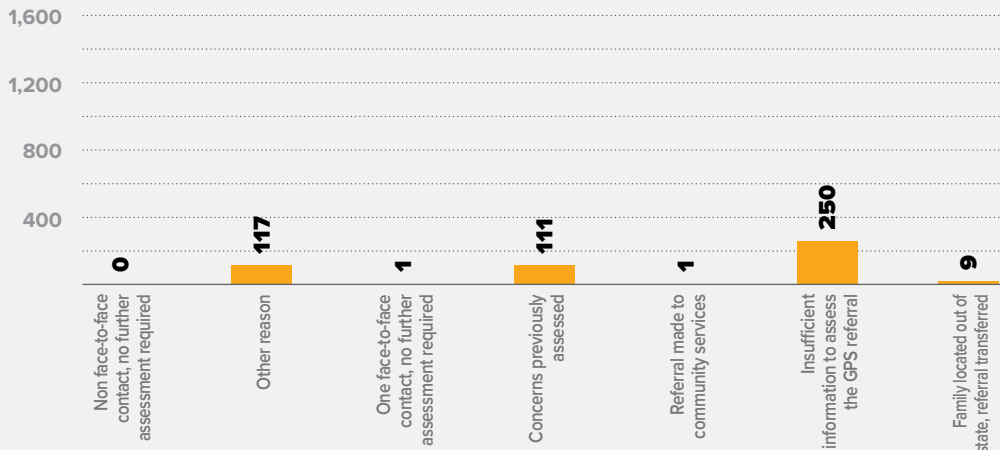
866
VALID

CHILDREN ASSESSED PER 1,000 CHILDREN

85.3
TOTAL

40.4
VALID

BREAKDOWN REPORTS SCREENED OUT BY REASON

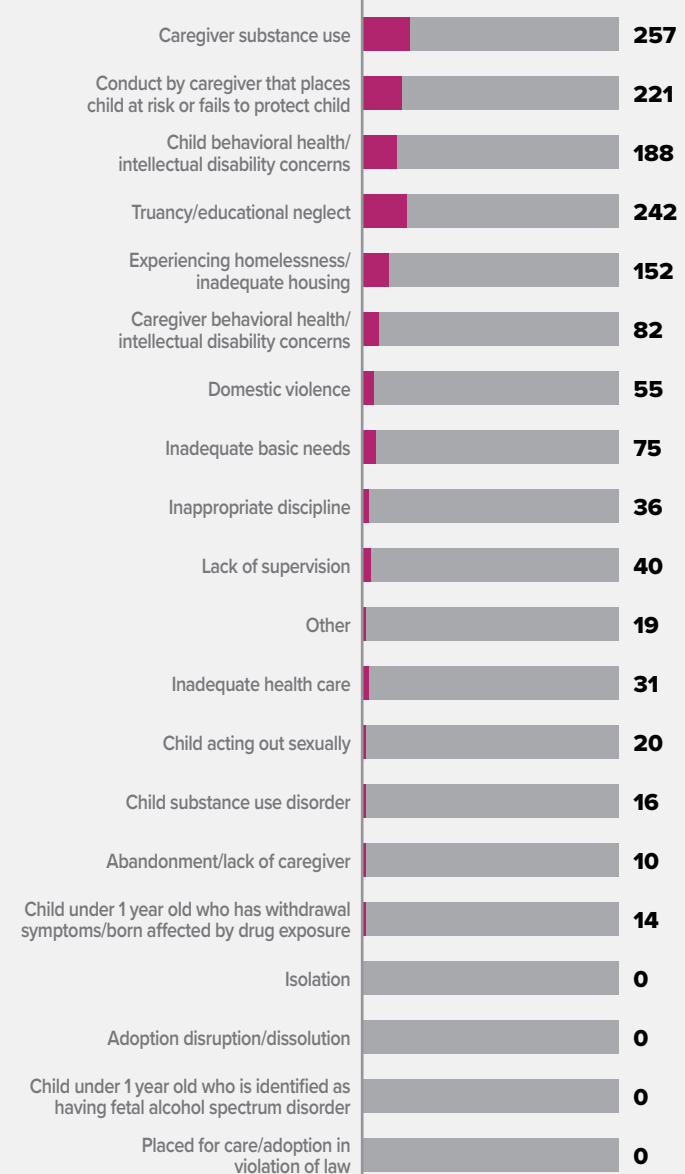


NOTE: Effective 10/3/2020, the screen out reasons were enhanced. This resulted in changes to some of the titles used for the Annual Report while other screen out reasons (*) were removed entirely.

VALID GPS CONCERNS BY TYPE

1,458

TOTAL CONCERNS

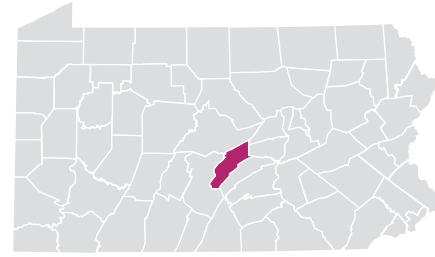


MERCER COUNTY

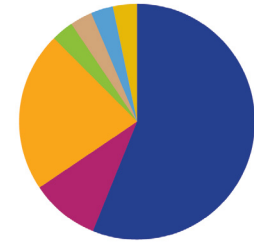
NOTE: A report may have more than one concern for each report; therefore, the total number of concerns will be greater than the total number of reports. In some reports, more than one child was assessed with valid concerns; therefore, the number of children assessed exceeds the number of valid assessed reports.

MIFFLIN COUNTY

RURAL // POPULATION • 46,179 / POPULATION UNDER 18 • 10,315



TYPES OF ALLEGATIONS SUBSTANTIATED REPORTS



32 TOTAL ALLEGATIONS

- 18** (56.3%) Sexual Abuse
- 3** (9.4%) Physical Abuse/Bodily Injury
- 7** (21.9%) Reasonable Likelihood of Bodily Injury
- 1** (3.1%) Serious Physical Neglect
- 1** (3.1%) Engaging in Per Se Acts
- 1** (3.1%) Likelihood of Sexual Abuse/Exploitation
- 1** (3.1%) Severe Form of Trafficking in Persons or Sex Trafficking
- 0** (0.0%) Serious Mental Injury
- 0** (0.0%) Munchausen Syndrome by Proxy/Medical Abuse

▲ NOTE: A report may have more than one allegation for each report; therefore, the total number of allegations will be greater than the total number of reports.

2021 REPORTS OF CHILD ABUSE

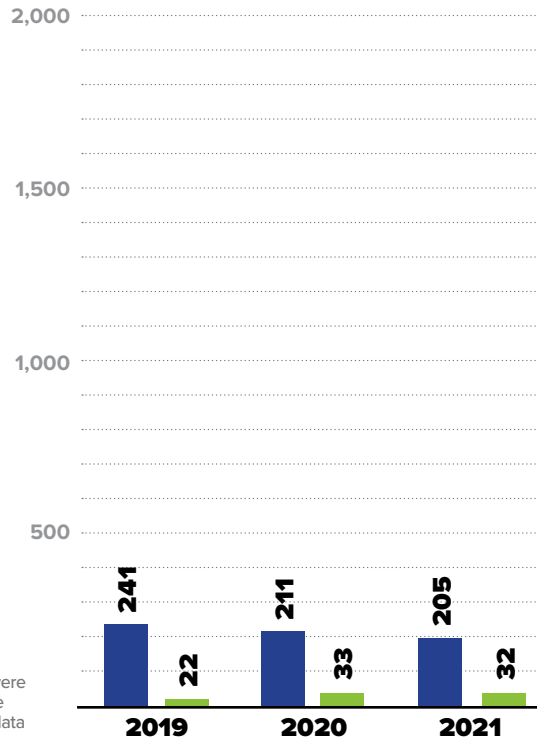
200

■ TOTAL REPORTS

32

■ SUBSTANTIATED REPORTS

▲ NOTE: CPS and GPS data reported were investigated and substantiated by the CCYA and may vary from statewide data which include both CCYA and OCYF Regional Office investigations.



▲ NOTE: Regional investigations which occurred in the county are included in these totals.

SUBSTANTIATED REPORTS BY SEX OF VICTIM

FEMALE

26

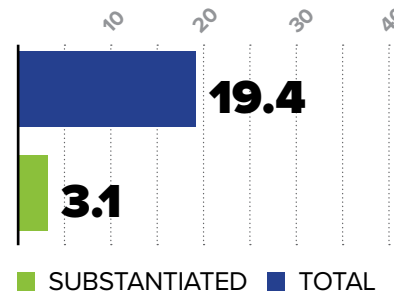
81.3%

MALE

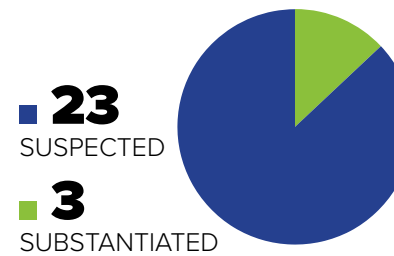
6

18.8%

CHILD ABUSE REPORTS PER 1,000 CHILDREN



CASES OF REPEAT ABUSE SUBSTANTIATED REPORTS



\$1,808,257

EXPENDITURES CHILD ABUSE INVESTIGATIONS AND GENERAL PROTECTIVE SERVICES ASSESSMENTS



2021 SUBSTANTIATED FATALITIES

0/58 MALE FEMALE

2021 SUBSTANTIATED NEAR FATALITIES

0/136 MALE FEMALE

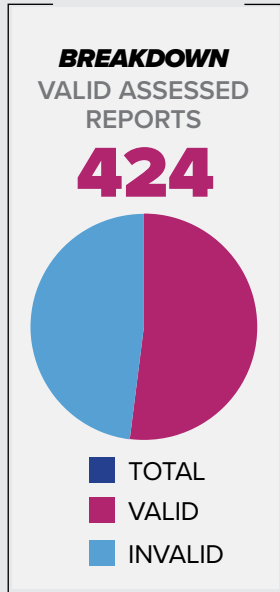
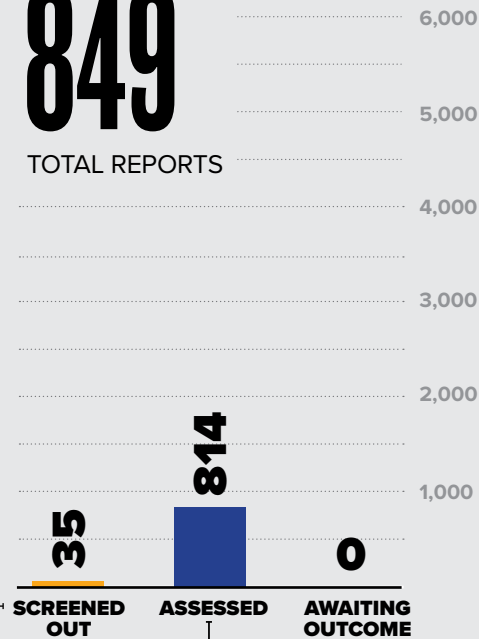


NOTE: A report may have more than one concern for each report; therefore, the total number of concerns will be greater than the total number of reports. In some reports, more than one child was assessed with valid concerns; therefore, the number of children assessed exceeds the number of valid assessed reports.

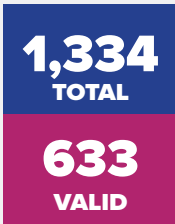
2021 REPORTS OF GENERAL PROTECTIVE SERVICES

849

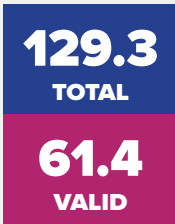
TOTAL REPORTS



NUMBER OF CHILDREN ASSESSED



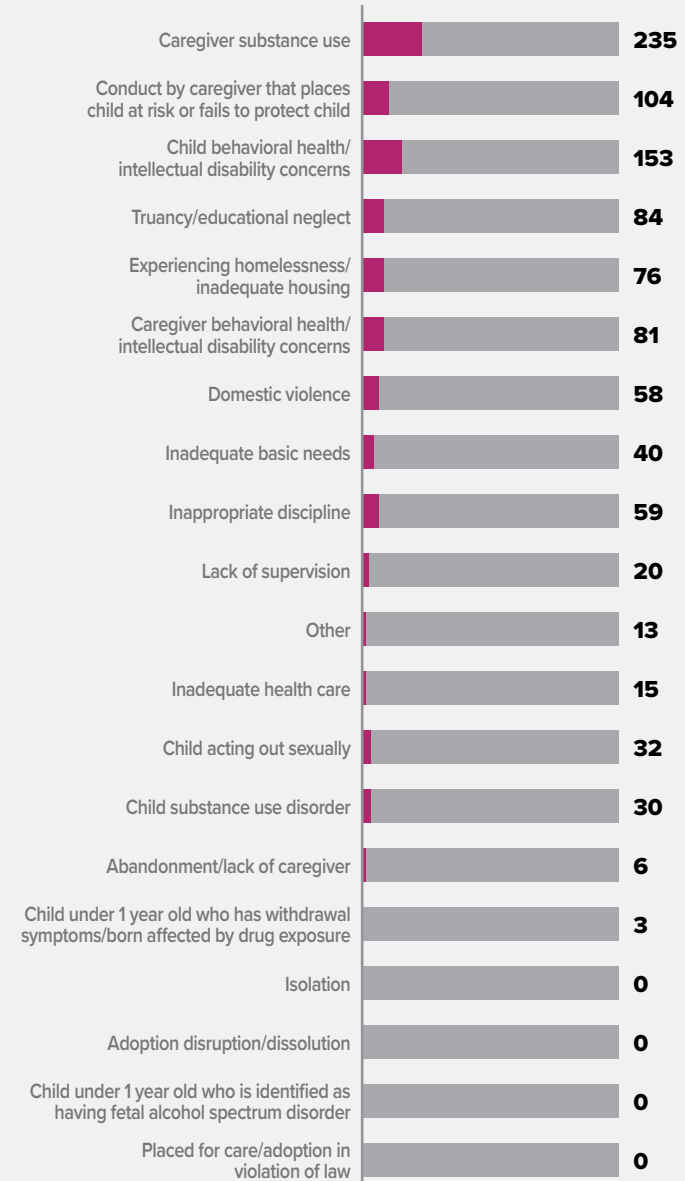
CHILDREN ASSESSED PER 1,000 CHILDREN



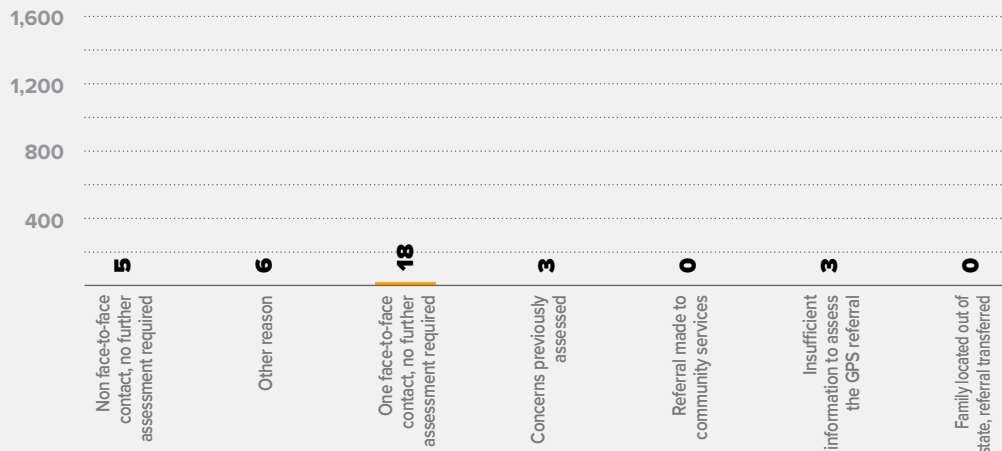
VALID GPS CONCERNS BY TYPE

1,009

TOTAL CONCERNS



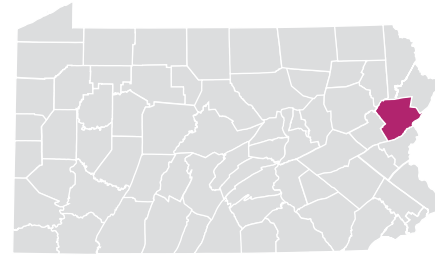
BREAKDOWN REPORTS SCREENED OUT BY REASON



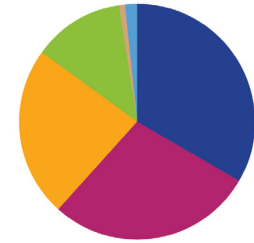
NOTE: Effective 10/3/2020, the screen out reasons were enhanced. This resulted in changes to some of the titles used for the Annual Report while other screen out reasons (*) were removed entirely.

MONROE COUNTY

RURAL // POPULATION • 168,824 / POPULATION UNDER 18 • 33,149



TYPES OF ALLEGATIONS SUBSTANTIATED REPORTS



128 TOTAL ALLEGATIONS

- **43** (33.6%) Sexual Abuse
- **36** (28.1%) Physical Abuse/Bodily Injury
- **30** (23.4%) Reasonable Likelihood of Bodily Injury
- **16** (12.5%) Serious Physical Neglect
- **1** (0.8%) Engaging in Per Se Acts
- **2** (1.6%) Likelihood of Sexual Abuse/Exploitation
- **0** (0.0%) Severe Form of Trafficking in Persons or Sex Trafficking
- **0** (0.0%) Serious Mental Injury
- **0** (0.0%) Munchausen Syndrome by Proxy/Medical Abuse

▲ NOTE: A report may have more than one allegation for each report; therefore, the total number of allegations will be greater than the total number of reports.

2021 REPORTS OF CHILD ABUSE

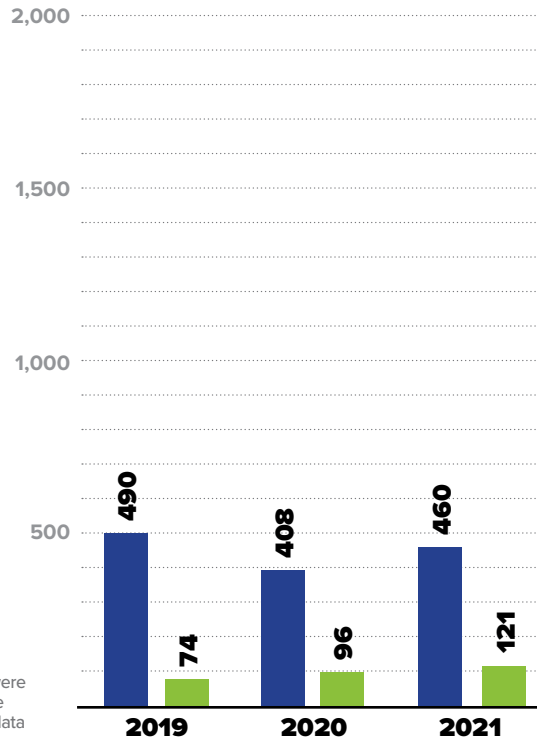
446

■ TOTAL REPORTS

118

■ SUBSTANTIATED REPORTS

▲ NOTE: CPS and GPS data reported were investigated and substantiated by the CCYA and may vary from statewide data which include both CCYA and OCFY Regional Office investigations.



▲ NOTE: Regional investigations which occurred in the county are included in these totals.

SUBSTANTIATED REPORTS BY SEX OF VICTIM

FEMALE

78

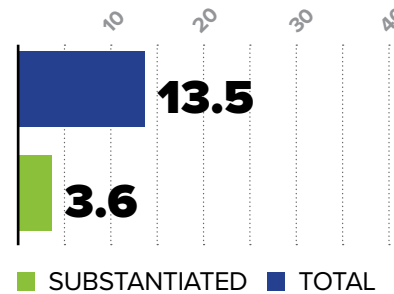
66.1%

MALE

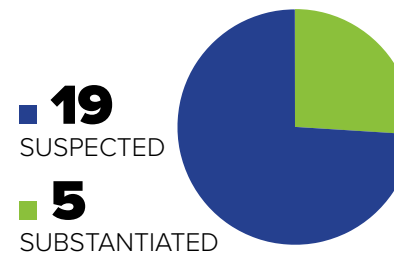
40

33.9%

CHILD ABUSE REPORTS PER 1,000 CHILDREN



CASES OF REPEAT ABUSE SUBSTANTIATED REPORTS



\$3,949,406

EXPENDITURES CHILD ABUSE INVESTIGATIONS AND GENERAL PROTECTIVE SERVICES ASSESSMENTS



2021 SUBSTANTIATED FATALITIES

2/58 MALE 1 FEMALE 1

2021 SUBSTANTIATED NEAR FATALITIES

0/136 MALE 0 FEMALE 0

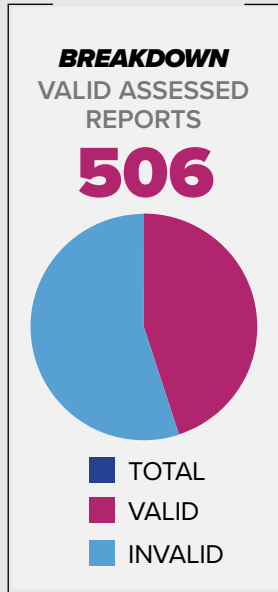
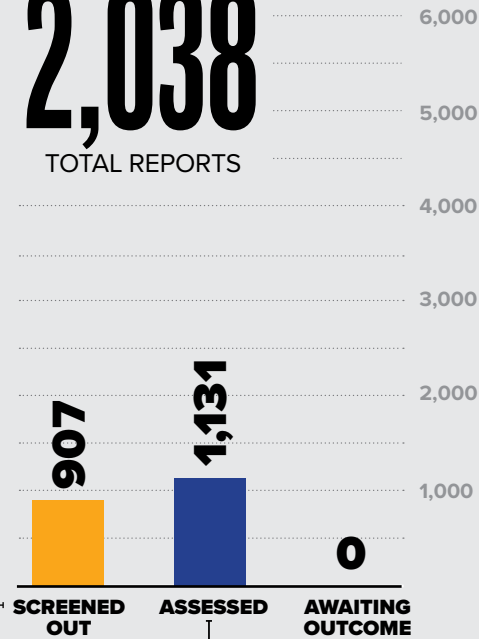


NOTE: A report may have more than one concern for each report; therefore, the total number of concerns will be greater than the total number of reports. In some reports, more than one child was assessed with valid concerns; therefore, the number of children assessed exceeds the number of valid assessed reports.

2021 REPORTS OF GENERAL PROTECTIVE SERVICES

2,038

TOTAL REPORTS



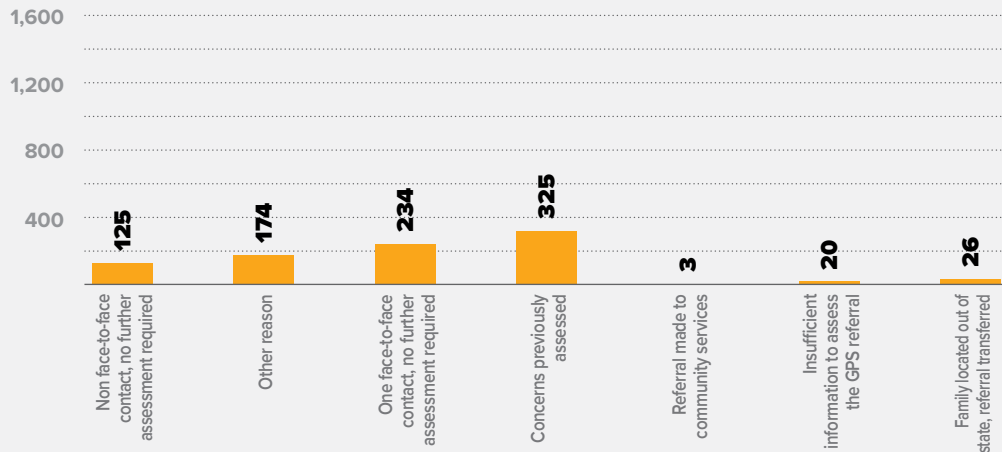
NUMBER OF CHILDREN ASSESSED

1,640
TOTAL
752
VALID

CHILDREN ASSESSED PER 1,000 CHILDREN

49.5
TOTAL
22.7
VALID

BREAKDOWN REPORTS SCREENED OUT BY REASON

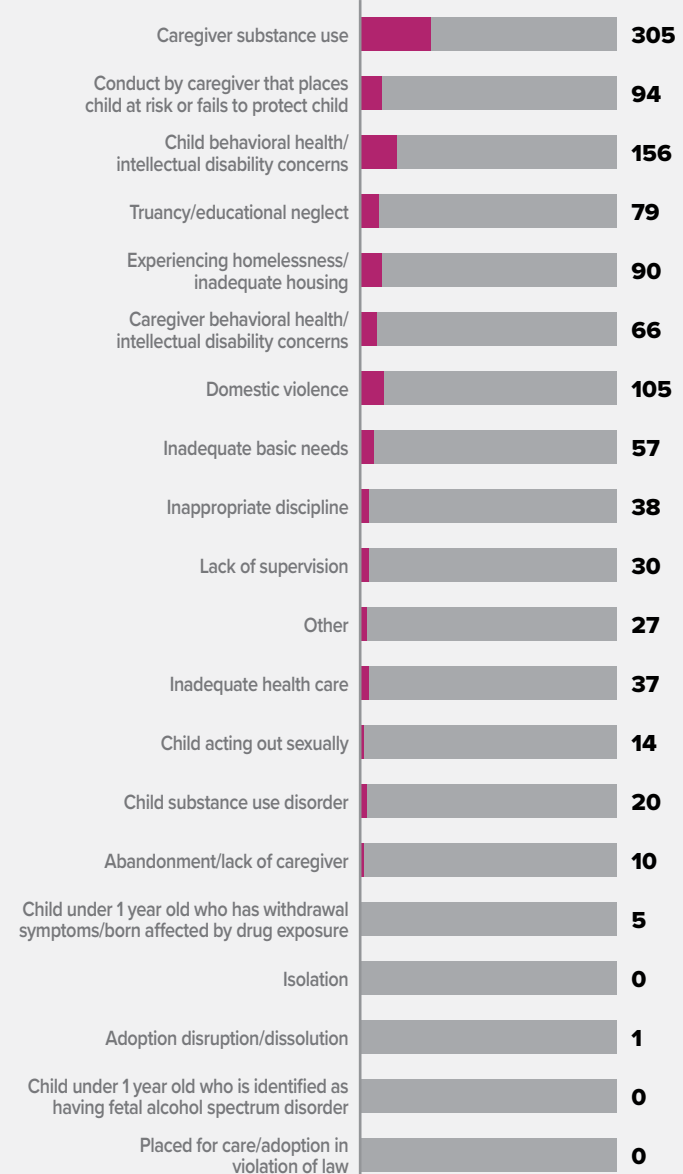


NOTE: Effective 10/3/2020, the screen out reasons were enhanced. This resulted in changes to some of the titles used for the Annual Report while other screen out reasons (*) were removed entirely.

VALID GPS CONCERNS BY TYPE

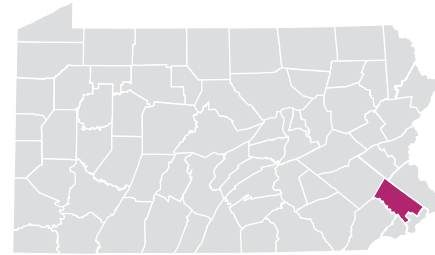
1,134

TOTAL CONCERNS

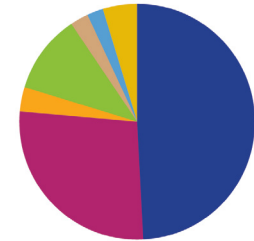


MONTGOMERY COUNTY

URBAN // POPULATION • 827,180 / POPULATION UNDER 18 • 178,562



TYPES OF ALLEGATIONS SUBSTANTIATED REPORTS



150 TOTAL ALLEGATIONS

- 74** (49.3%) Sexual Abuse
- 41** (27.3%) Physical Abuse/Bodily Injury
- 5** (3.3%) Reasonable Likelihood of Bodily Injury
- 16** (10.7%) Serious Physical Neglect
- 4** (2.7%) Engaging in Per Se Acts
- 3** (2.0%) Likelihood of Sexual Abuse/Exploitation
- 7** (4.7%) Severe Form of Trafficking in Persons or Sex Trafficking
- 0** (0.0%) Serious Mental Injury
- 0** (0.0%) Munchausen Syndrome by Proxy/Medical Abuse

▲ NOTE: A report may have more than one allegation for each report; therefore, the total number of allegations will be greater than the total number of reports.

2021 REPORTS OF CHILD ABUSE

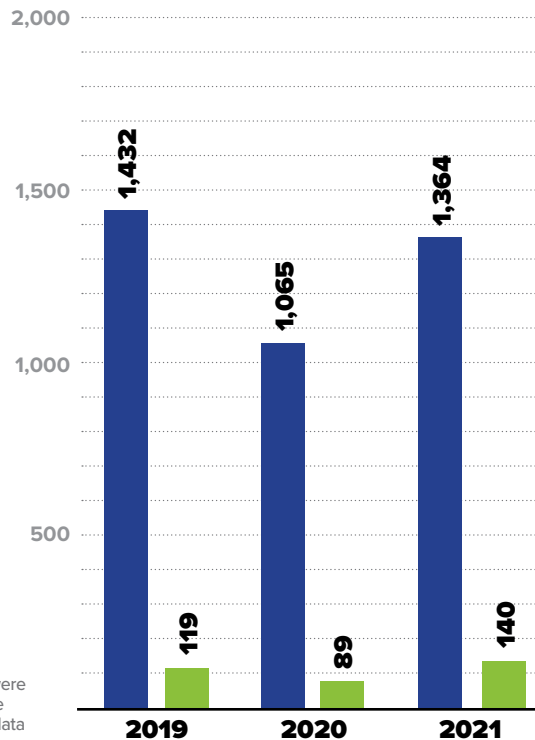
1,291

■ TOTAL REPORTS

137

■ SUBSTANTIATED REPORTS

▲ NOTE: CPS and GPS data reported were investigated and substantiated by the CCYA and may vary from statewide data which include both CCYA and OCFY Regional Office investigations.



▲ NOTE: Regional investigations which occurred in the county are included in these totals.

SUBSTANTIATED REPORTS BY SEX OF VICTIM

FEMALE

97

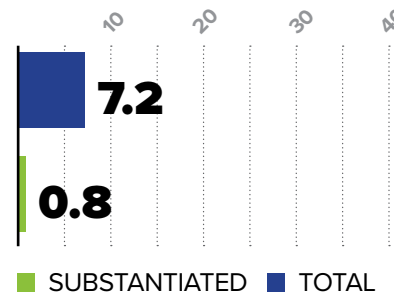
70.8%

MALE

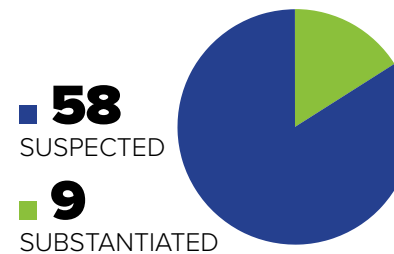
40

29.2%

CHILD ABUSE REPORTS PER 1,000 CHILDREN



CASES OF REPEAT ABUSE SUBSTANTIATED REPORTS



\$4,260,928

EXPENDITURES CHILD ABUSE INVESTIGATIONS AND GENERAL PROTECTIVE SERVICES ASSESSMENTS




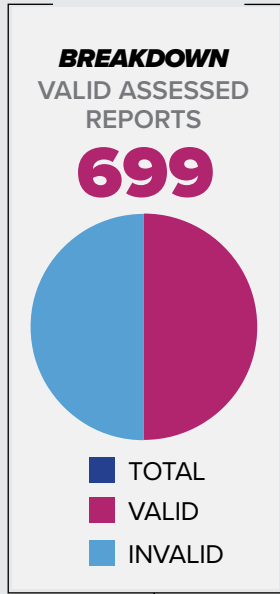
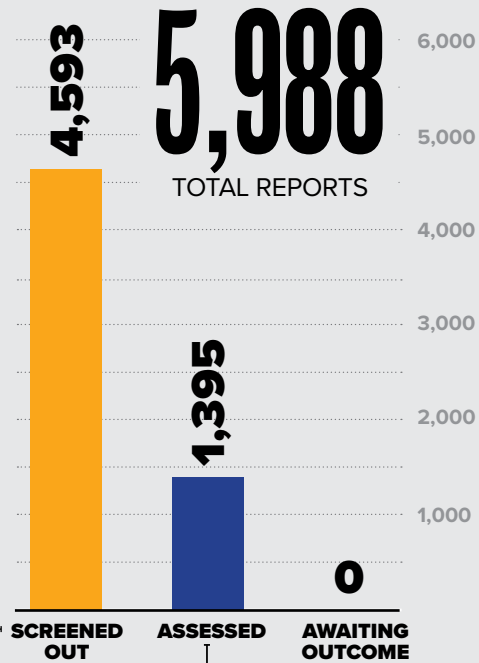
2021 SUBSTANTIATED FATALITIES

2/58 MALE 0 FEMALE 2

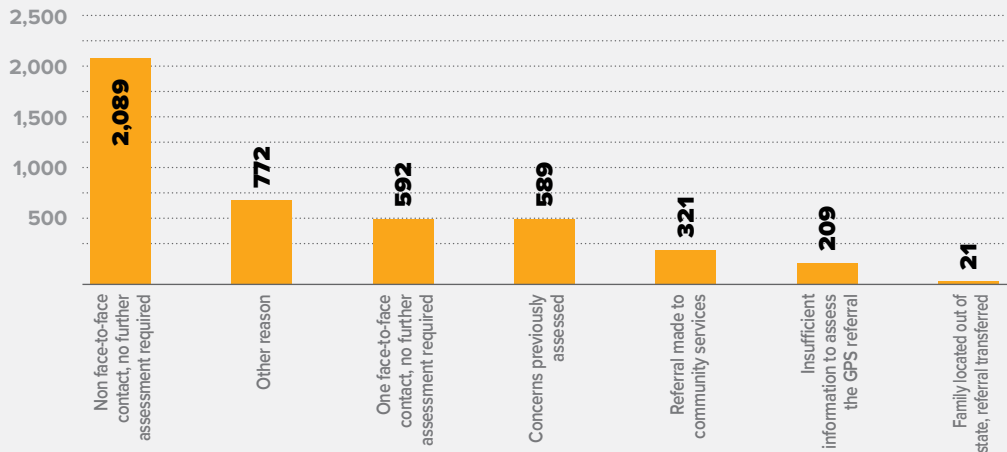
2021 SUBSTANTIATED NEAR FATALITIES

5/136 MALE 2 FEMALE 3

2021 REPORTS OF GENERAL PROTECTIVE SERVICES



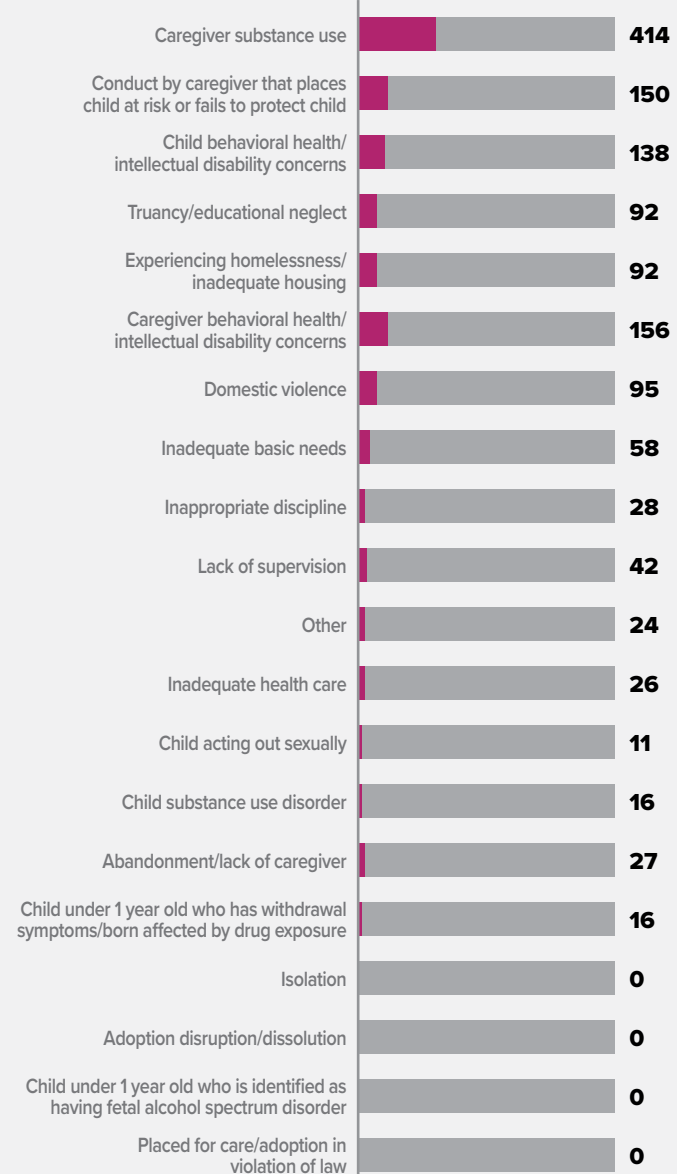
BREAKDOWN REPORTS SCREENED OUT BY REASON



NOTE: Effective 10/3/2020, the screen out reasons were enhanced. This resulted in changes to some of the titles used for the Annual Report while other screen out reasons (*) were removed entirely.

VALID GPS CONCERNS BY TYPE

1,385
TOTAL CONCERNS

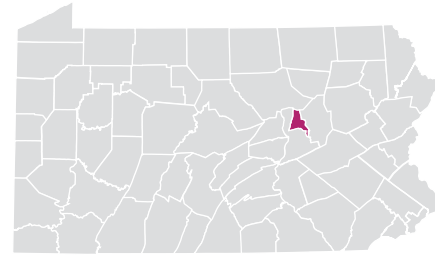


MONTGOMERY COUNTY

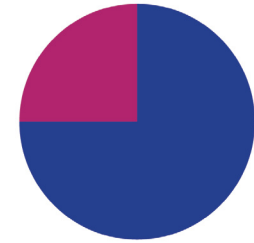
NOTE: A report may have more than one concern for each report; therefore, the total number of concerns will be greater than the total number of reports. In some reports, more than one child was assessed with valid concerns; therefore, the number of children assessed exceeds the number of valid assessed reports.

MONTOUR COUNTY

RURAL // POPULATION • 18,178 / POPULATION UNDER 18 • 3,715



TYPES OF ALLEGATIONS SUBSTANTIATED REPORTS



4 TOTAL ALLEGATIONS

- 3** (75.0%) Sexual Abuse
- 1** (25.0%) Physical Abuse/Bodily Injury
- 0** (0.0%) Reasonable Likelihood of Bodily Injury
- 0** (0.0%) Serious Physical Neglect
- 0** (0.0%) Engaging in Per Se Acts
- 0** (0.0%) Likelihood of Sexual Abuse/Exploitation
- 0** (0.0%) Severe Form of Trafficking in Persons or Sex Trafficking
- 0** (0.0%) Serious Mental Injury
- 0** (0.0%) Munchausen Syndrome by Proxy/Medical Abuse

▲ NOTE: A report may have more than one allegation for each report; therefore, the total number of allegations will be greater than the total number of reports.

2021 REPORTS OF CHILD ABUSE

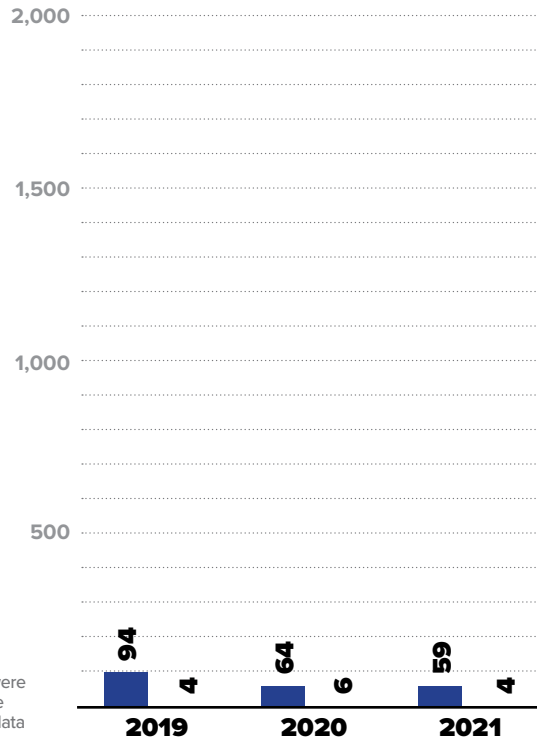
56

■ TOTAL REPORTS

2

■ SUBSTANTIATED REPORTS

▲ NOTE: CPS and GPS data reported were investigated and substantiated by the CCYA and may vary from statewide data which include both CCYA and OCYF Regional Office investigations.



▲ NOTE: Regional investigations which occurred in the county are included in these totals.

SUBSTANTIATED REPORTS BY SEX OF VICTIM

FEMALE

2

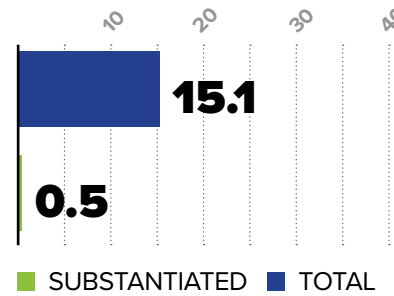
100.0%

MALE

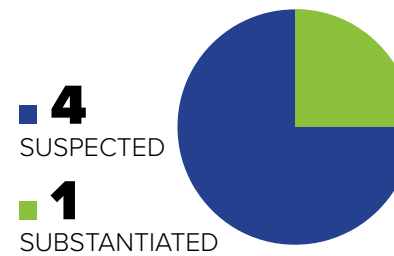
0

0.0%

CHILD ABUSE REPORTS PER 1,000 CHILDREN



CASES OF REPEAT ABUSE SUBSTANTIATED REPORTS



\$290,867

EXPENDITURES CHILD ABUSE INVESTIGATIONS AND GENERAL PROTECTIVE SERVICES ASSESSMENTS



2021 SUBSTANTIATED FATALITIES

0/58 MALE FEMALE

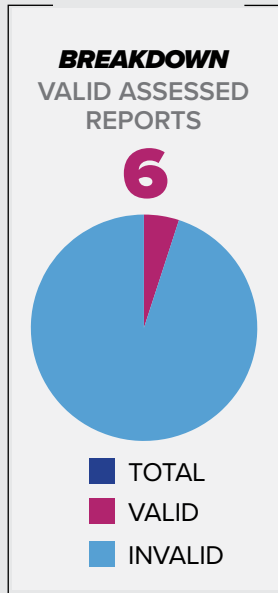
2021 SUBSTANTIATED NEAR FATALITIES

0/136 MALE FEMALE

2021 REPORTS OF GENERAL PROTECTIVE SERVICES

246

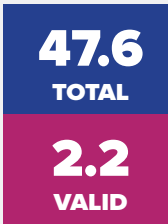
TOTAL REPORTS



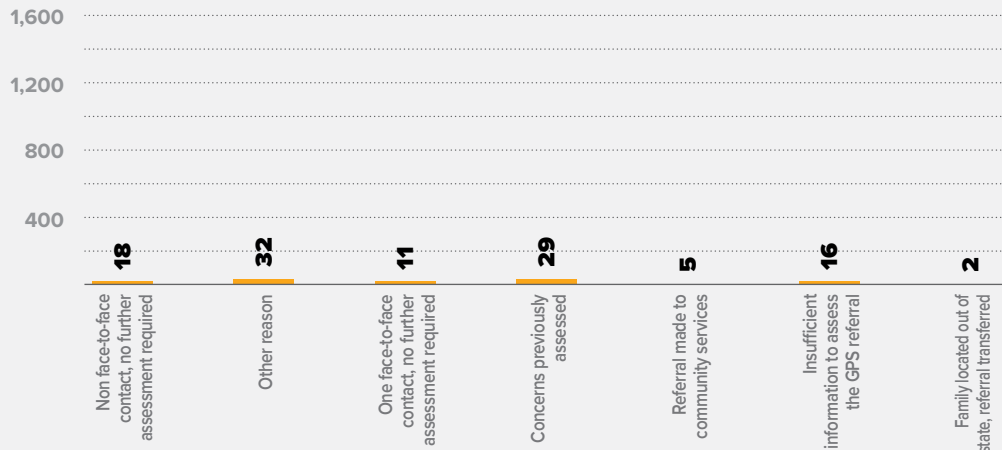
NUMBER OF CHILDREN ASSESSED



CHILDREN ASSESSED PER 1,000 CHILDREN



BREAKDOWN REPORTS SCREENED OUT BY REASON

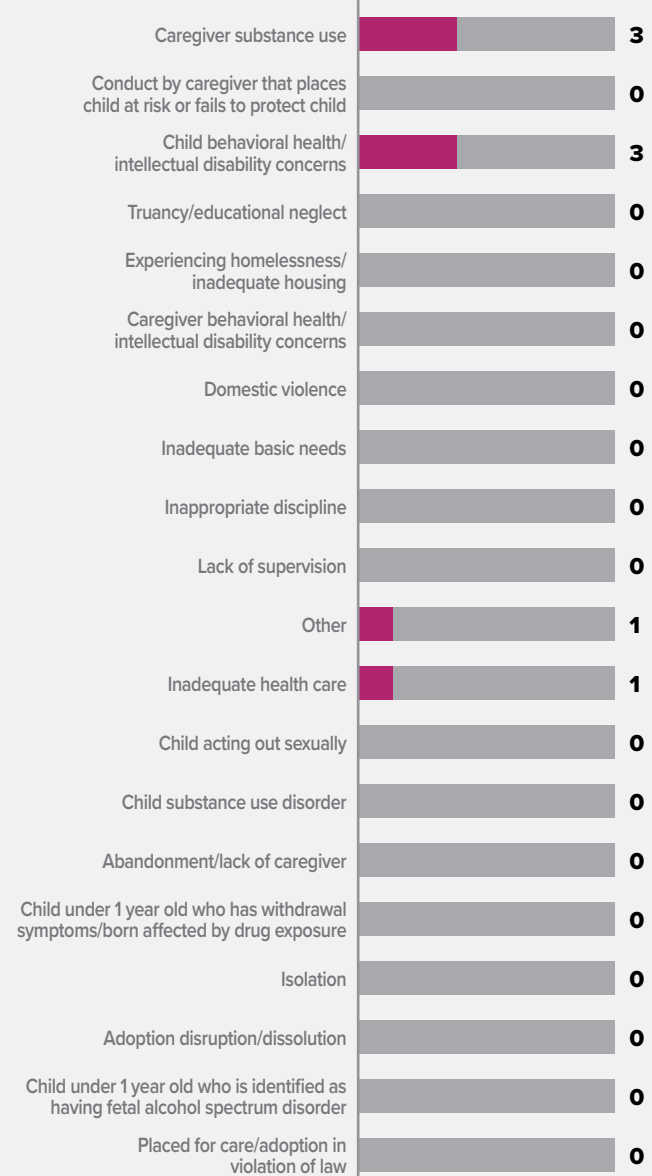


NOTE: Effective 10/3/2020, the screen out reasons were enhanced. This resulted in changes to some of the titles used for the Annual Report while other screen out reasons (*) were removed entirely.

VALID GPS CONCERNS BY TYPE

8

TOTAL CONCERNS



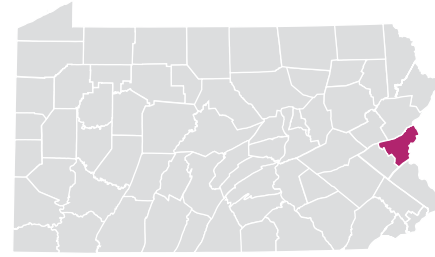
MONTOUR COUNTY

NOTE: A report may have more than one concern for each report; therefore, the total number of concerns will be greater than the total number of reports. In some reports, more than one child was assessed with valid concerns; therefore, the number of children assessed exceeds the number of valid assessed reports.

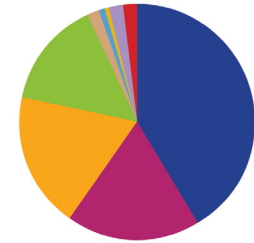


NORTHAMPTON COUNTY

URBAN // POPULATION • 304,233 / POPULATION UNDER 18 • 60,669



TYPES OF ALLEGATIONS SUBSTANTIATED REPORTS



157 TOTAL ALLEGATIONS

- 65** (41.4%) Sexual Abuse
- 29** (18.5%) Physical Abuse/Bodily Injury
- 29** (18.5%) Reasonable Likelihood of Bodily Injury
- 23** (14.6%) Serious Physical Neglect
- 3** (1.9%) Engaging in Per Se Acts
- 1** (0.6%) Likelihood of Sexual Abuse/Exploitation
- 1** (0.6%) Severe Form of Trafficking in Persons or Sex Trafficking
- 3** (1.9%) Serious Mental Injury
- 3** (1.9%) Munchausen Syndrome by Proxy/Medical Abuse

▲ NOTE: A report may have more than one allegation for each report; therefore, the total number of allegations will be greater than the total number of reports.

2021 REPORTS OF CHILD ABUSE

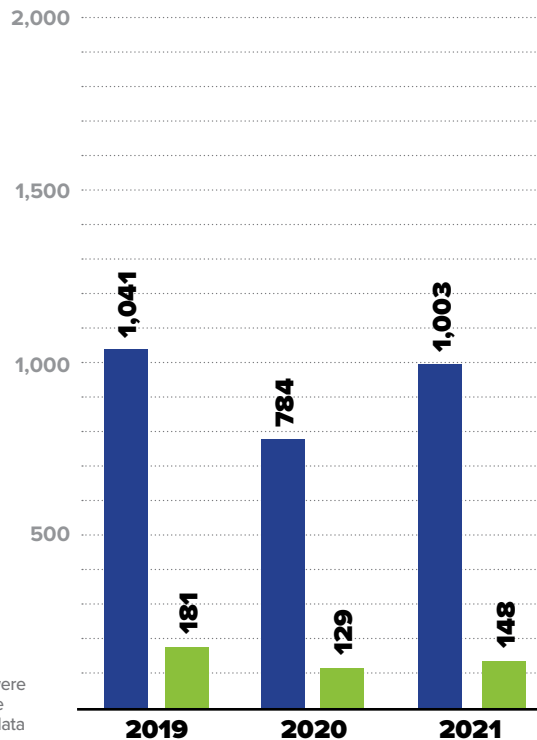
980

■ TOTAL REPORTS

145

■ SUBSTANTIATED REPORTS

▲ NOTE: CPS and GPS data reported were investigated and substantiated by the CCYA and may vary from statewide data which include both CCYA and OCYF Regional Office investigations.



▲ NOTE: Regional investigations which occurred in the county are included in these totals.

SUBSTANTIATED REPORTS BY SEX OF VICTIM

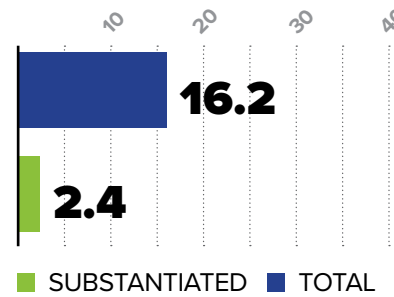
FEMALE

90
62.1%

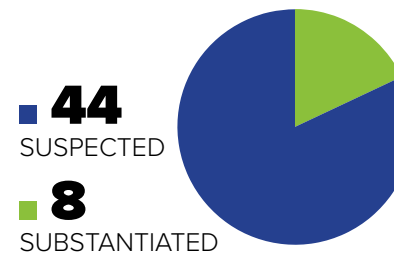
MALE

55
37.9%

CHILD ABUSE REPORTS PER 1,000 CHILDREN



CASES OF REPEAT ABUSE SUBSTANTIATED REPORTS



\$5,474,896

EXPENDITURES CHILD ABUSE INVESTIGATIONS AND GENERAL PROTECTIVE SERVICES ASSESSMENTS



2021 SUBSTANTIATED FATALITIES

0/58 MALE 0 FEMALE 0

2021 SUBSTANTIATED NEAR FATALITIES

2/136 MALE 0 FEMALE 2

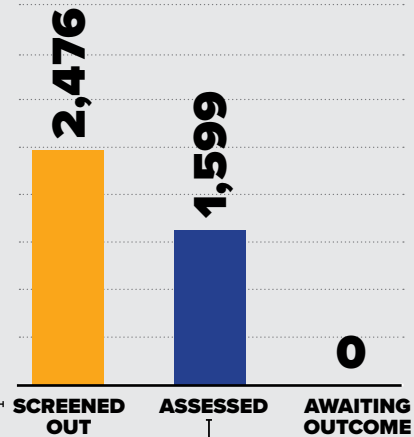


NOTE: A report may have more than one concern for each report; therefore, the total number of concerns will be greater than the total number of reports. In some reports, more than one child was assessed with valid concerns; therefore, the number of children assessed exceeds the number of valid assessed reports.

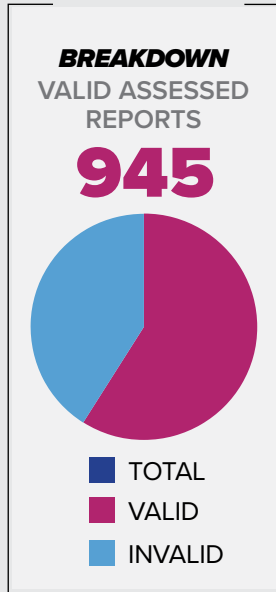
2021 REPORTS OF GENERAL PROTECTIVE SERVICES

4,075

TOTAL REPORTS



6,000
5,000
4,000
3,000
2,000
1,000



NUMBER OF CHILDREN ASSESSED

2,390
TOTAL

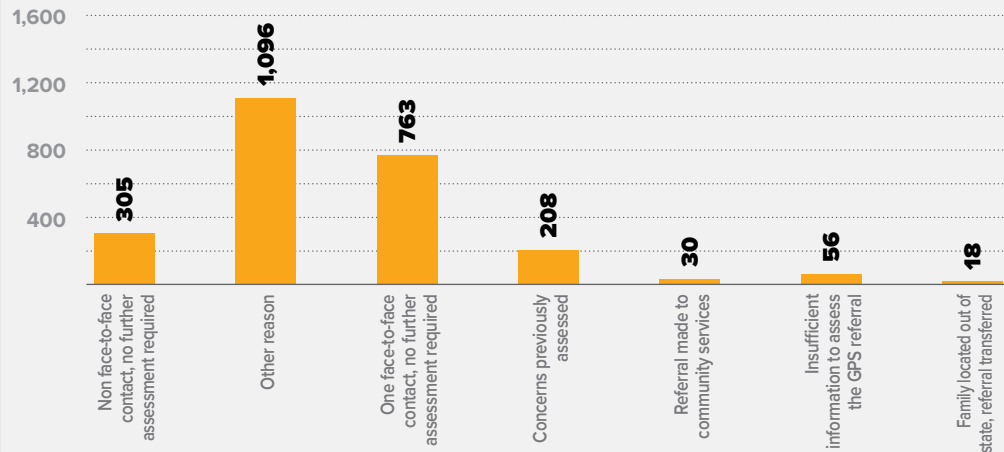
1,393
VALID

CHILDREN ASSESSED PER 1,000 CHILDREN

39.4
TOTAL

23.0
VALID

BREAKDOWN REPORTS SCREENED OUT BY REASON

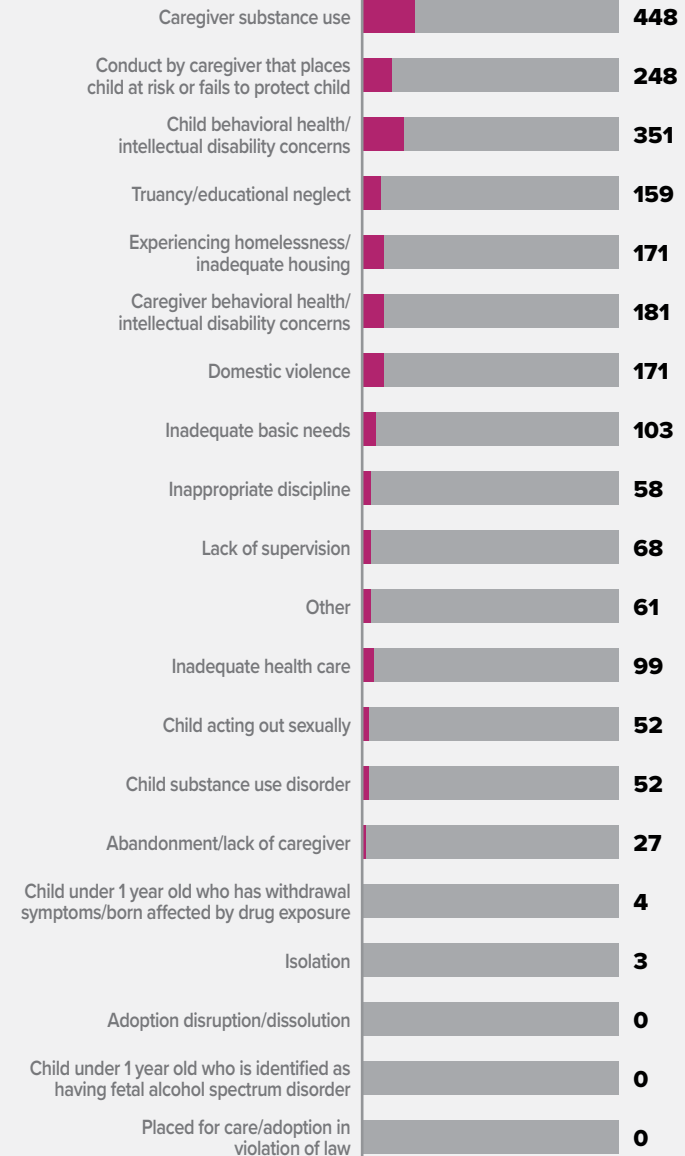


NOTE: Effective 10/3/2020, the screen out reasons were enhanced. This resulted in changes to some of the titles used for the Annual Report while other screen out reasons (*) were removed entirely.

VALID GPS CONCERNS BY TYPE

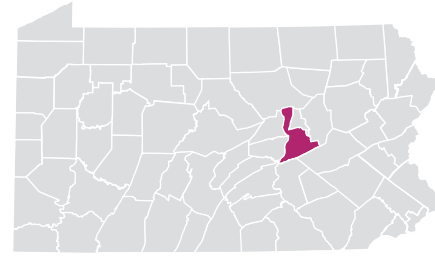
2,256

TOTAL CONCERNS

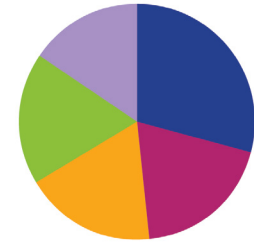


NORTHUMBERLAND COUNTY

RURAL // POPULATION • 91,234 / POPULATION UNDER 18 • 17,913



TYPES OF ALLEGATIONS SUBSTANTIATED REPORTS



72 TOTAL ALLEGATIONS

- **21** (29.2%) Sexual Abuse
- **14** (19.4%) Physical Abuse/Bodily Injury
- **13** (18.1%) Reasonable Likelihood of Bodily Injury
- **13** (18.1%) Serious Physical Neglect
- **0** (0.0%) Engaging in Per Se Acts
- **0** (0.0%) Likelihood of Sexual Abuse/Exploitation
- **0** (0.0%) Severe Form of Trafficking in Persons or Sex Trafficking
- **11** (15.3%) Serious Mental Injury
- **0** (0.0%) Munchausen Syndrome by Proxy/Medical Abuse

▲ NOTE: A report may have more than one allegation for each report; therefore, the total number of allegations will be greater than the total number of reports.

2021 REPORTS OF CHILD ABUSE

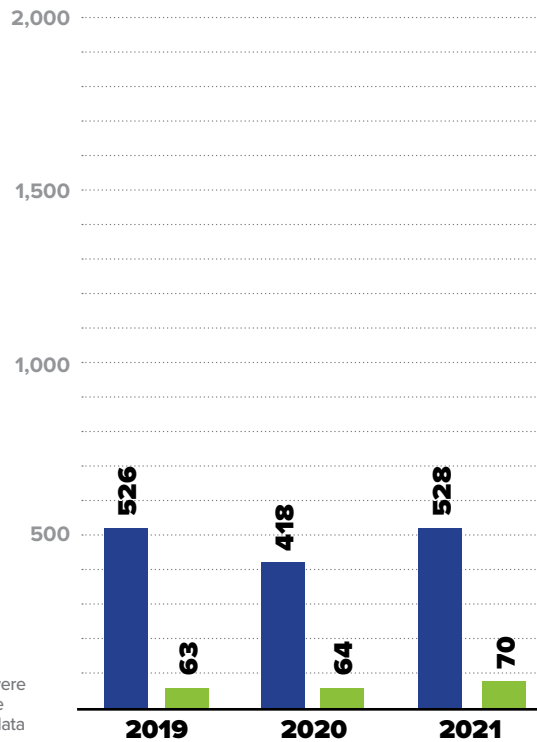
517

■ TOTAL REPORTS

69

■ SUBSTANTIATED REPORTS

▲ NOTE: CPS and GPS data reported were investigated and substantiated by the CCYA and may vary from statewide data which include both CCYA and OCFY Regional Office investigations.



▲ NOTE: Regional investigations which occurred in the county are included in these totals.

SUBSTANTIATED REPORTS BY SEX OF VICTIM

FEMALE

35

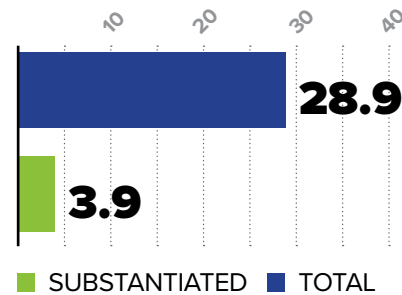
50.7%

MALE

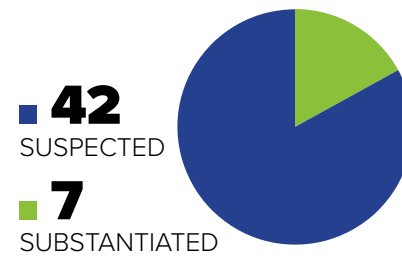
34

49.3%

CHILD ABUSE REPORTS PER 1,000 CHILDREN



CASES OF REPEAT ABUSE SUBSTANTIATED REPORTS



\$1,975,879

EXPENDITURES CHILD ABUSE INVESTIGATIONS AND GENERAL PROTECTIVE SERVICES ASSESSMENTS



2021 SUBSTANTIATED FATALITIES

1/58 MALE 1 FEMALE 0


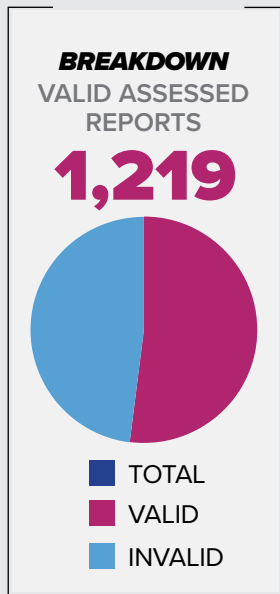
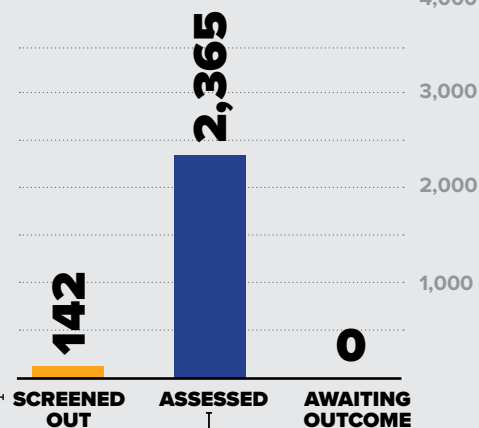
2021 SUBSTANTIATED NEAR FATALITIES

1/136 MALE 1 FEMALE 0

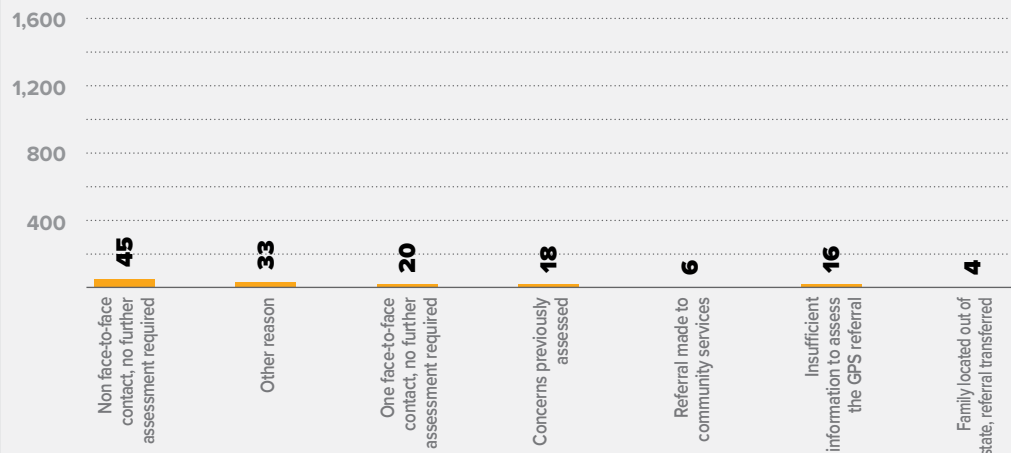
2021 REPORTS OF GENERAL PROTECTIVE SERVICES

2,507

TOTAL REPORTS



BREAKDOWN REPORTS SCREENED OUT BY REASON

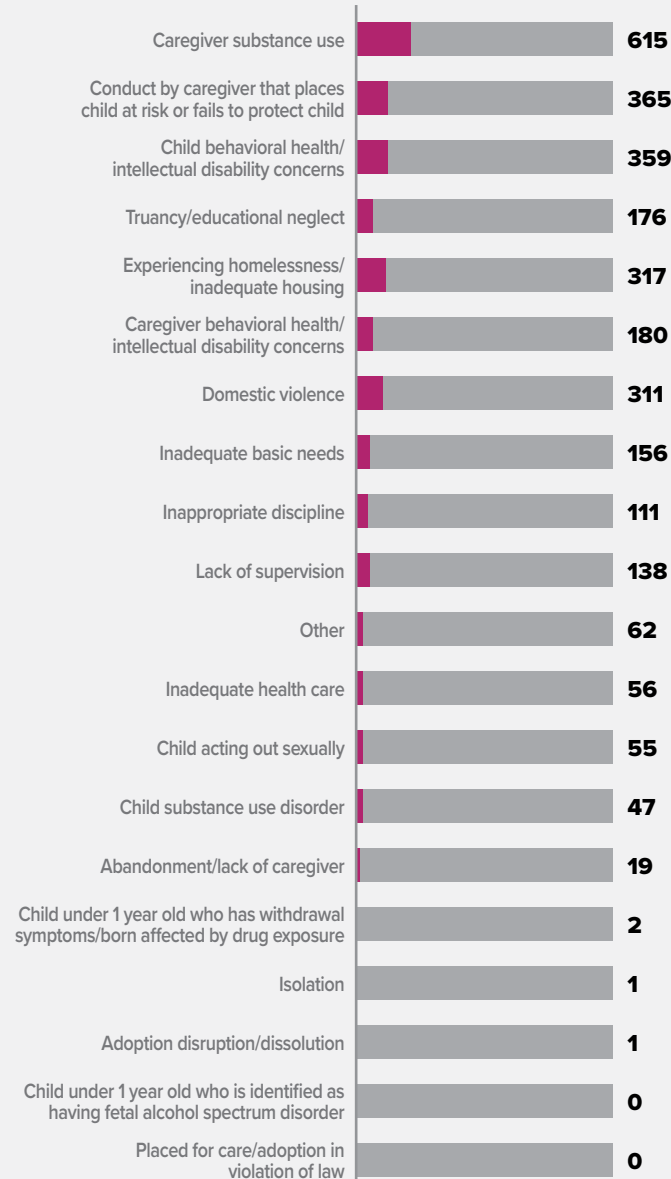


NOTE: Effective 10/3/2020, the screen out reasons were enhanced. This resulted in changes to some of the titles used for the Annual Report while other screen out reasons (*) were removed entirely.

VALID GPS CONCERNS BY TYPE

2,971

TOTAL CONCERNS

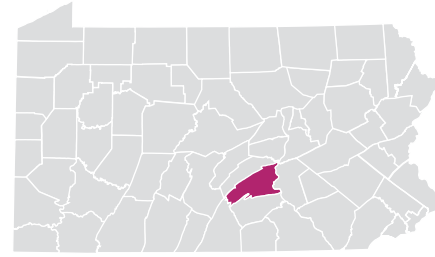


NORTHUMBERLAND COUNTY

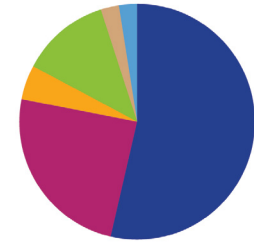
NOTE: A report may have more than one concern for each report; therefore, the total number of concerns will be greater than the total number of reports. In some reports, more than one child was assessed with valid concerns; therefore, the number of children assessed exceeds the number of valid assessed reports.

PERRY COUNTY

RURAL // POPULATION • 46,133 / POPULATION UNDER 18 • 9,904



TYPES OF ALLEGATIONS SUBSTANTIATED REPORTS



41 TOTAL ALLEGATIONS

- **22** (53.7%) Sexual Abuse
- **10** (24.4%) Physical Abuse/Bodily Injury
- **2** (4.9%) Reasonable Likelihood of Bodily Injury
- **5** (12.2%) Serious Physical Neglect
- **1** (2.4%) Engaging in Per Se Acts
- **1** (2.4%) Likelihood of Sexual Abuse/Exploitation
- **0** (0.0%) Severe Form of Trafficking in Persons or Sex Trafficking
- **0** (0.0%) Serious Mental Injury
- **0** (0.0%) Munchausen Syndrome by Proxy/Medical Abuse

▲ NOTE: A report may have more than one allegation for each report; therefore, the total number of allegations will be greater than the total number of reports.

2021 REPORTS OF CHILD ABUSE

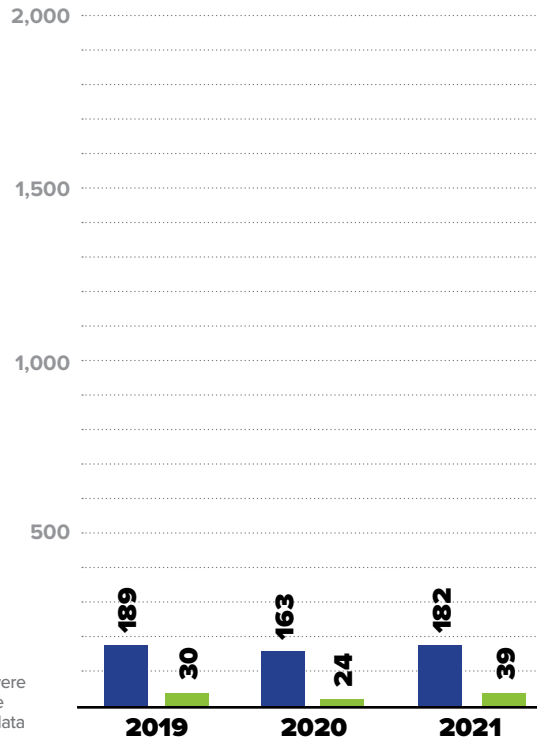
182

■ TOTAL REPORTS

39

■ SUBSTANTIATED REPORTS

▲ NOTE: CPS and GPS data reported were investigated and substantiated by the CCYA and may vary from statewide data which include both CCYA and OCFY Regional Office investigations.



▲ NOTE: Regional investigations which occurred in the county are included in these totals.

SUBSTANTIATED REPORTS BY SEX OF VICTIM

FEMALE

32

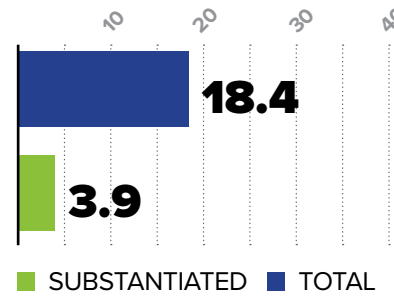
82.1%

MALE

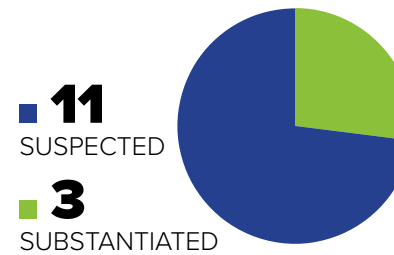
7

17.9%

CHILD ABUSE REPORTS PER 1,000 CHILDREN




CASES OF REPEAT ABUSE SUBSTANTIATED REPORTS



\$804,669

EXPENDITURES CHILD ABUSE INVESTIGATIONS AND GENERAL PROTECTIVE SERVICES ASSESSMENTS



2021 SUBSTANTIATED FATALITIES

0/58 MALE FEMALE

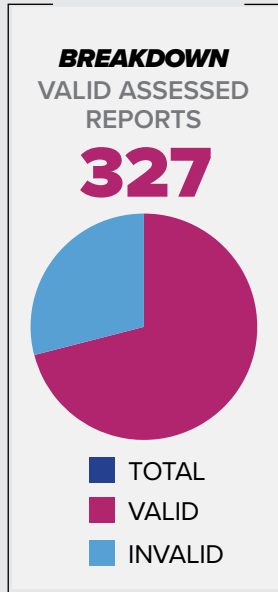
2021 SUBSTANTIATED NEAR FATALITIES

0/136 MALE FEMALE

2021 REPORTS OF GENERAL PROTECTIVE SERVICES

705

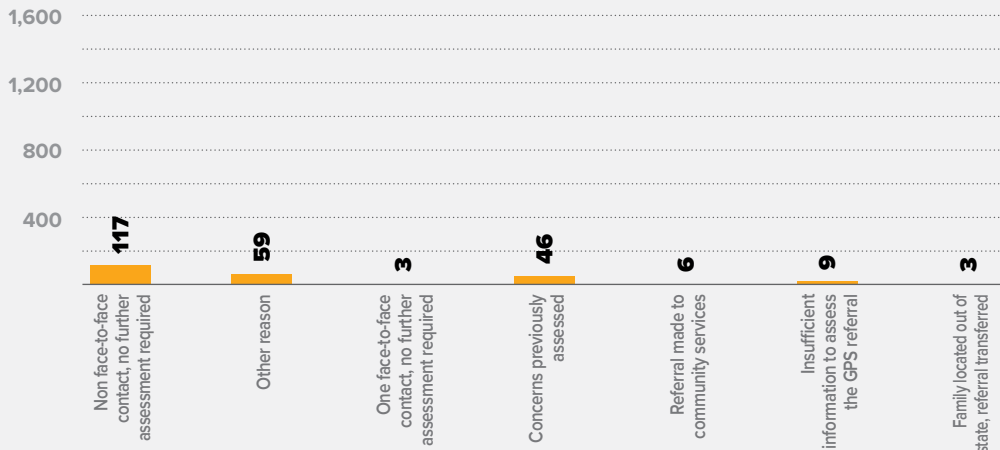
TOTAL REPORTS



NUMBER OF CHILDREN ASSESSED



BREAKDOWN REPORTS SCREENED OUT BY REASON

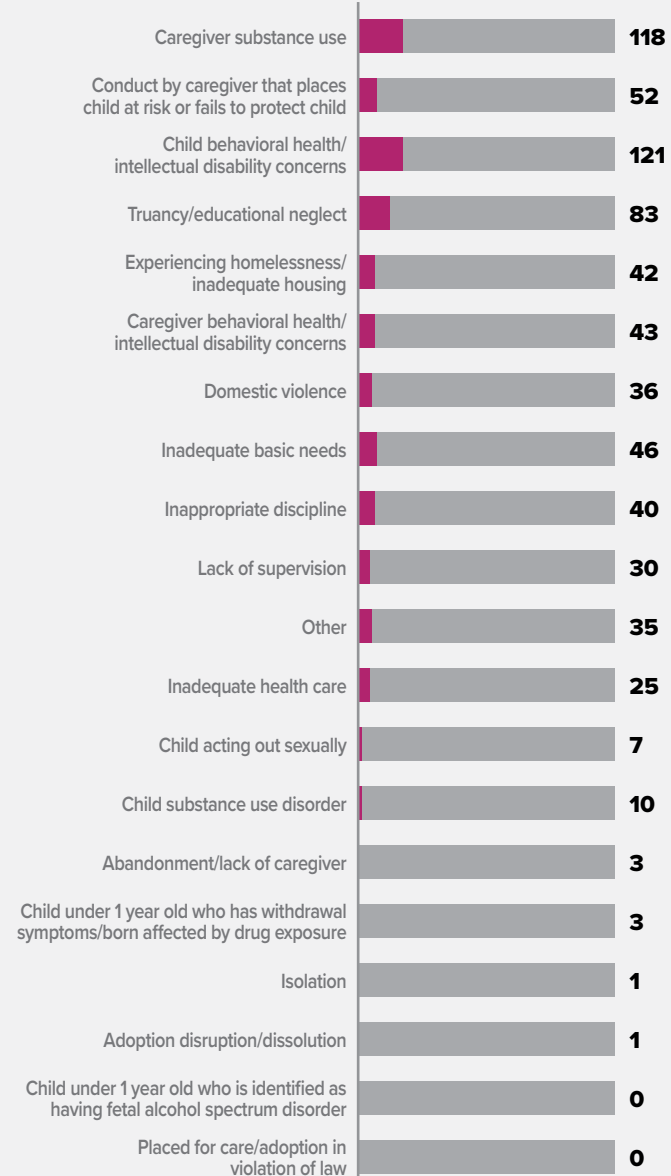


NOTE: Effective 10/3/2020, the screen out reasons were enhanced. This resulted in changes to some of the titles used for the Annual Report while other screen out reasons (*) were removed entirely.

VALID GPS CONCERNS BY TYPE

696

TOTAL CONCERNS

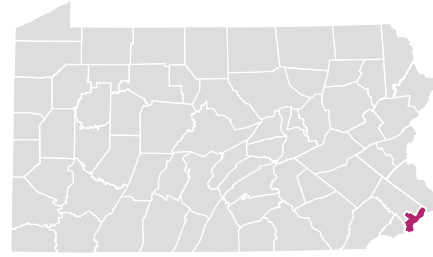


PERRY COUNTY

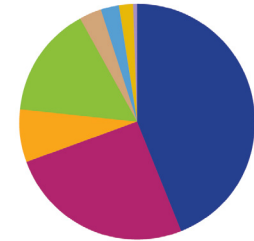
NOTE: A report may have more than one concern for each report; therefore, the total number of concerns will be greater than the total number of reports. In some reports, more than one child was assessed with valid concerns; therefore, the number of children assessed exceeds the number of valid assessed reports.

PHILADELPHIA COUNTY

URBAN // POPULATION • 1,581,531 / POPULATION UNDER 18 • 343,874



TYPES OF ALLEGATIONS SUBSTANTIATED REPORTS



781 TOTAL ALLEGATIONS

- 344** (44.0%) Sexual Abuse
- 198** (25.4%) Physical Abuse/Bodily Injury
- 58** (7.4%) Reasonable Likelihood of Bodily Injury
- 118** (15.1%) Serious Physical Neglect
- 25** (3.2%) Engaging in Per Se Acts
- 19** (2.4%) Likelihood of Sexual Abuse/Exploitation
- 16** (2.0%) Severe Form of Trafficking in Persons or Sex Trafficking
- 3** (0.4%) Serious Mental Injury
- 0** (0.0%) Munchausen Syndrome by Proxy/Medical Abuse

▲ NOTE: A report may have more than one allegation for each report; therefore, the total number of allegations will be greater than the total number of reports.

2021 REPORTS OF CHILD ABUSE

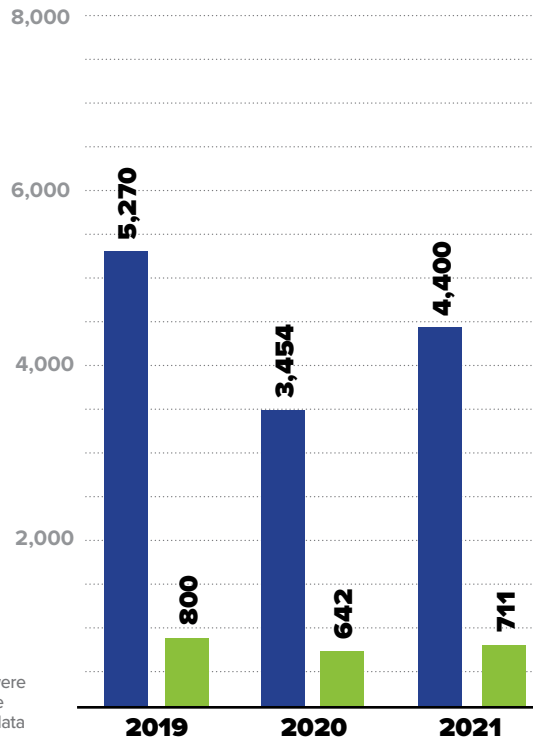
4,142

■ TOTAL REPORTS

683

■ SUBSTANTIATED REPORTS

▲ NOTE: CPS and GPS data reported were investigated and substantiated by the CCYA and may vary from statewide data which include both CCYA and OCYF Regional Office investigations.



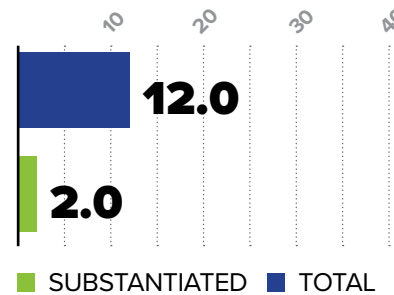
▲ NOTE: Regional investigations which occurred in the county are included in these totals.

SUBSTANTIATED REPORTS BY SEX OF VICTIM

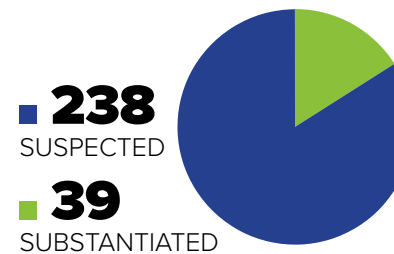
FEMALE
480
70.3%

MALE
203
29.7%

CHILD ABUSE REPORTS PER 1,000 CHILDREN



CASES OF REPEAT ABUSE SUBSTANTIATED REPORTS



\$40,023,380

EXPENDITURES CHILD ABUSE INVESTIGATIONS AND GENERAL PROTECTIVE SERVICES ASSESSMENTS



2021 SUBSTANTIATED FATALITIES

10/58 ▶ MALE **7** FEMALE **3**

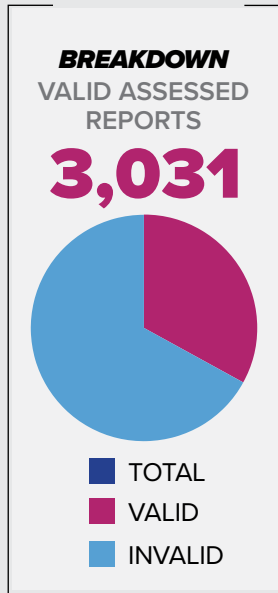
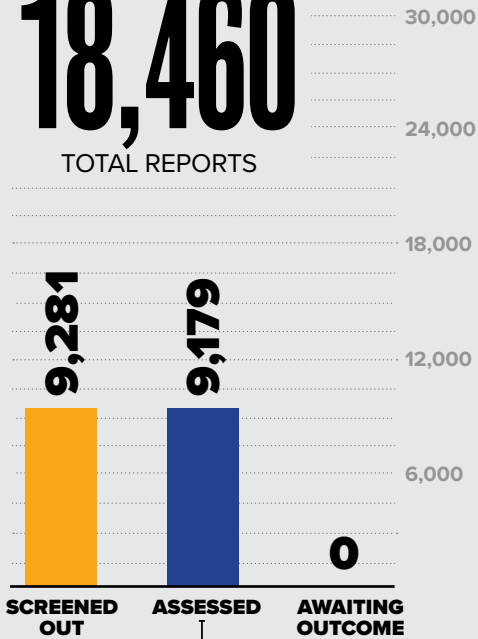
2021 SUBSTANTIATED NEAR FATALITIES

30/136 ▶ MALE **17** FEMALE **13**

2021 REPORTS OF GENERAL PROTECTIVE SERVICES

18,460

TOTAL REPORTS



NUMBER OF CHILDREN ASSESSED

13,234
TOTAL

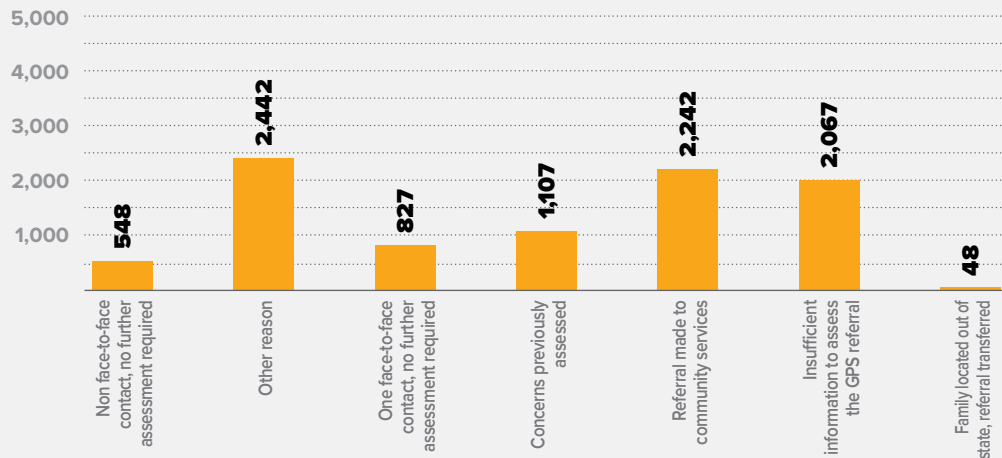
4,135
VALID

CHILDREN ASSESSED PER 1,000 CHILDREN

38.5
TOTAL

12.0
VALID

BREAKDOWN REPORTS SCREENED OUT BY REASON

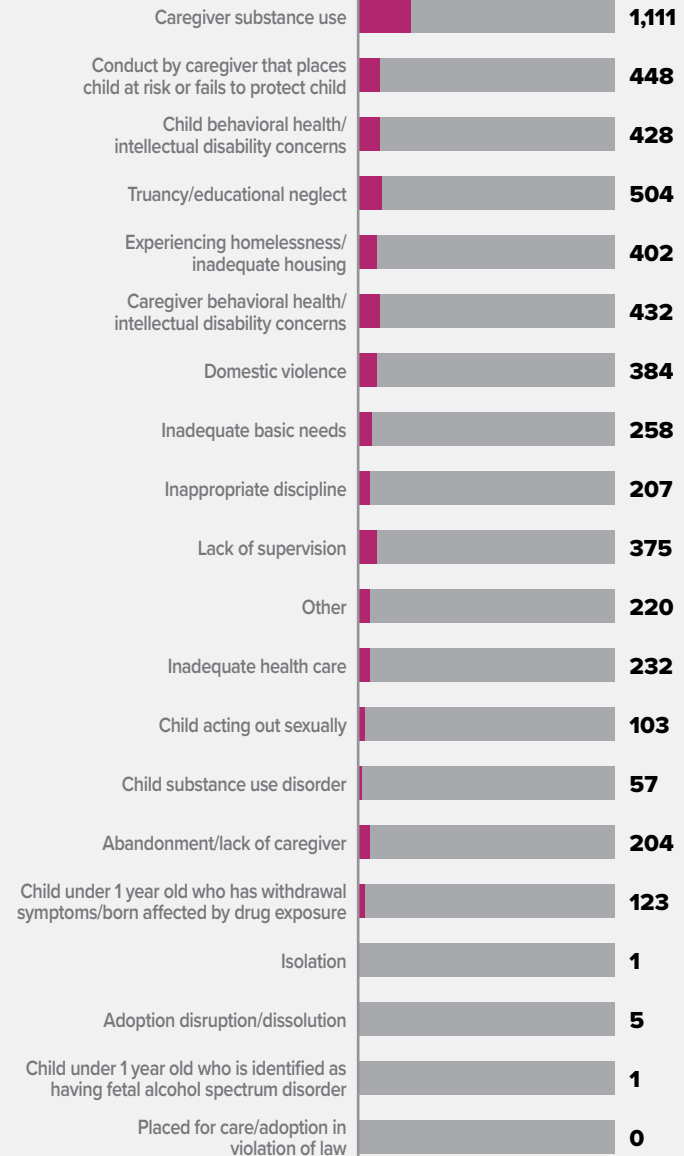


NOTE: Effective 10/3/2020, the screen out reasons were enhanced. This resulted in changes to some of the titles used for the Annual Report while other screen out reasons (*) were removed entirely.

VALID GPS CONCERNS BY TYPE

5,495

TOTAL CONCERNS

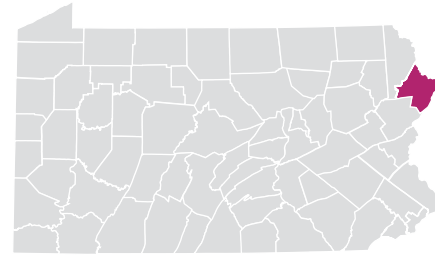


PHILADELPHIA COUNTY

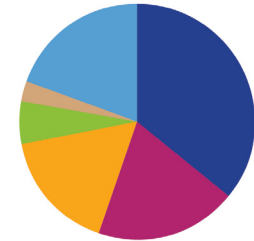
NOTE: A report may have more than one concern for each report; therefore, the total number of concerns will be greater than the total number of reports. In some reports, more than one child was assessed with valid concerns; therefore, the number of children assessed exceeds the number of valid assessed reports.

PIKE COUNTY

RURAL // POPULATION • 55,660 / POPULATION UNDER 18 • 9,909



TYPES OF ALLEGATIONS SUBSTANTIATED REPORTS



36 TOTAL ALLEGATIONS

- 13** (36.1%) Sexual Abuse
- 7** (19.4%) Physical Abuse/Bodily Injury
- 6** (16.7%) Reasonable Likelihood of Bodily Injury
- 2** (5.6%) Serious Physical Neglect
- 1** (2.8%) Engaging in Per Se Acts
- 7** (19.4%) Likelihood of Sexual Abuse/Exploitation
- 0** (0.0%) Severe Form of Trafficking in Persons or Sex Trafficking
- 0** (0.0%) Serious Mental Injury
- 0** (0.0%) Munchausen Syndrome by Proxy/Medical Abuse

▲ NOTE: A report may have more than one allegation for each report; therefore, the total number of allegations will be greater than the total number of reports.

2021 REPORTS OF CHILD ABUSE

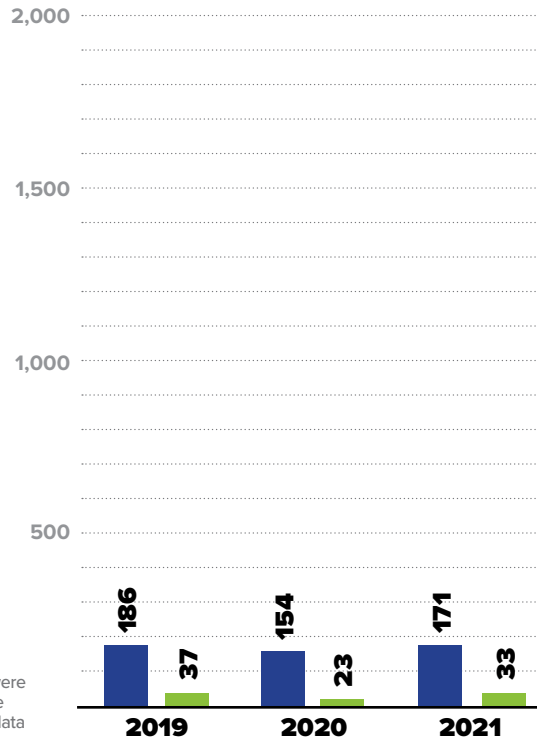
170

■ TOTAL REPORTS

33

■ SUBSTANTIATED REPORTS

▲ NOTE: CPS and GPS data reported were investigated and substantiated by the CCYA and may vary from statewide data which include both CCYA and OCFY Regional Office investigations.



▲ NOTE: Regional investigations which occurred in the county are included in these totals.

SUBSTANTIATED REPORTS BY SEX OF VICTIM

FEMALE

20

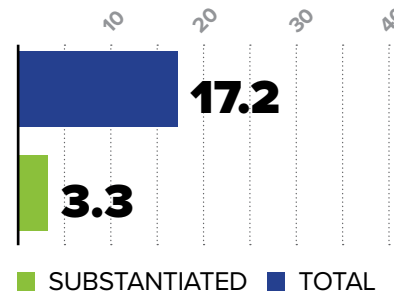
60.6%

MALE

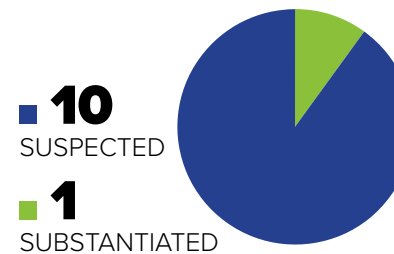
13

39.4%

CHILD ABUSE REPORTS PER 1,000 CHILDREN



CASES OF REPEAT ABUSE SUBSTANTIATED REPORTS



\$1,064,937

EXPENDITURES CHILD ABUSE INVESTIGATIONS AND GENERAL PROTECTIVE SERVICES ASSESSMENTS

2020

\$774,393

\$243.87M

2021

\$1.06M

\$259.18M

■ COUNTY
■ STATEWIDE TOTAL

2021 SUBSTANTIATED FATALITIES

0/58 ▶ MALE 0 FEMALE 0

2021 SUBSTANTIATED NEAR FATALITIES

0/136 ▶ MALE 0 FEMALE 0

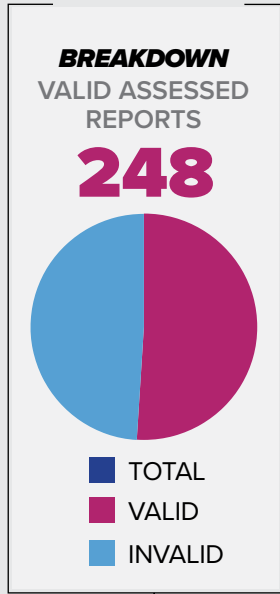
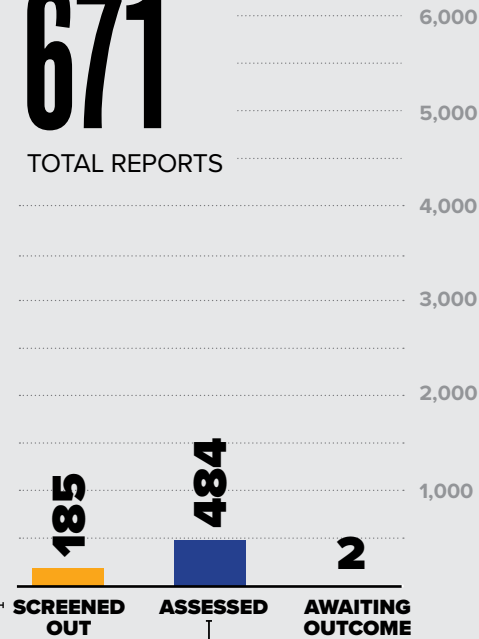


NOTE: A report may have more than one concern for each report; therefore, the total number of concerns will be greater than the total number of reports. In some reports, more than one child was assessed with valid concerns; therefore, the number of children assessed exceeds the number of valid assessed reports.

2021 REPORTS OF GENERAL PROTECTIVE SERVICES

671

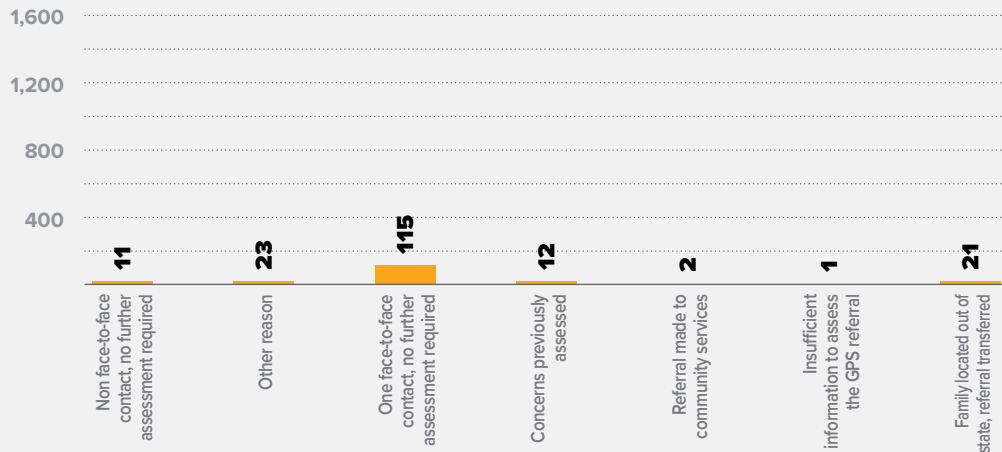
TOTAL REPORTS



NUMBER OF CHILDREN ASSESSED



BREAKDOWN REPORTS SCREENED OUT BY REASON

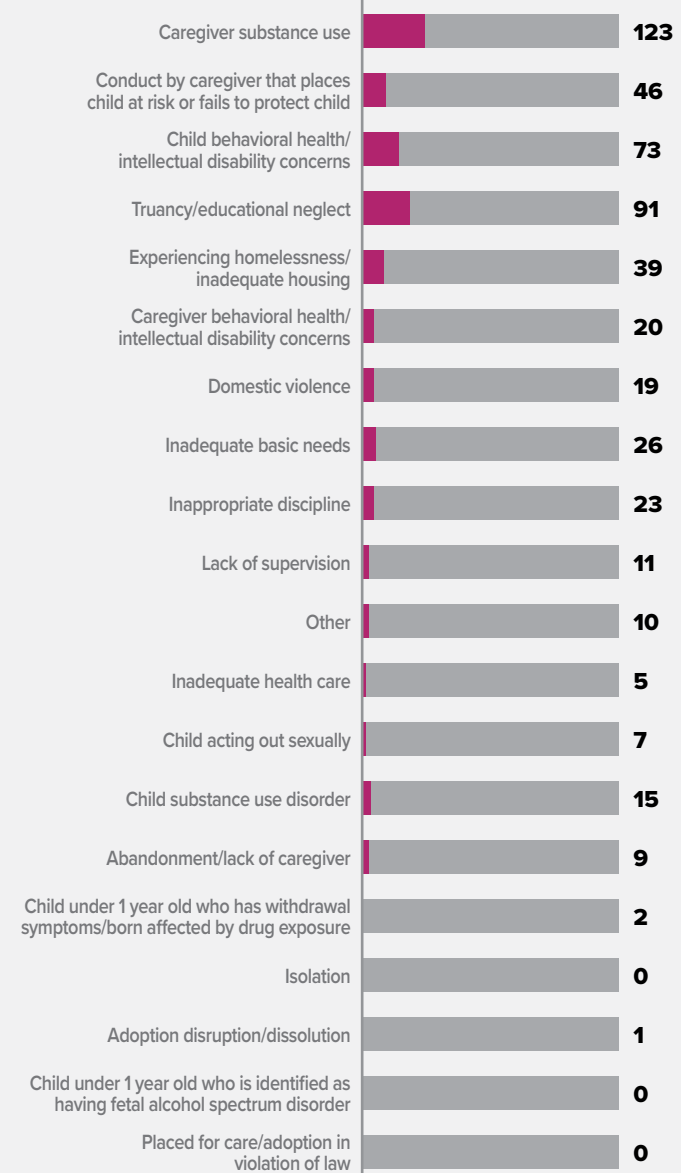


NOTE: Effective 10/3/2020, the screen out reasons were enhanced. This resulted in changes to some of the titles used for the Annual Report while other screen out reasons (*) were removed entirely.

VALID GPS CONCERNS BY TYPE

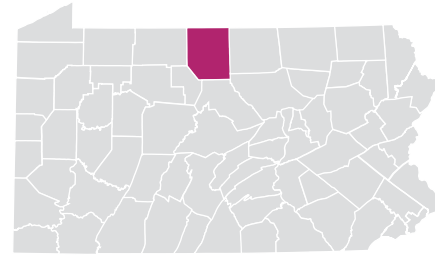
520

TOTAL CONCERNS

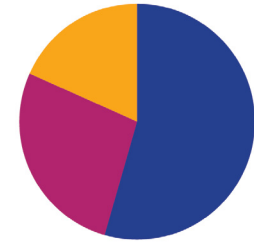


POTTER COUNTY

RURAL // POPULATION • 16,685 / POPULATION UNDER 18 • 3,409



TYPES OF ALLEGATIONS SUBSTANTIATED REPORTS



11 TOTAL ALLEGATIONS

- **6** (54.5%) Sexual Abuse
- **3** (27.3%) Physical Abuse/Bodily Injury
- **2** (18.2%) Reasonable Likelihood of Bodily Injury
- **0** (0.0%) Serious Physical Neglect
- **0** (0.0%) Engaging in Per Se Acts
- **0** (0.0%) Likelihood of Sexual Abuse/Exploitation
- **0** (0.0%) Severe Form of Trafficking in Persons or Sex Trafficking
- **0** (0.0%) Serious Mental Injury
- **0** (0.0%) Munchausen Syndrome by Proxy/Medical Abuse

▲ NOTE: A report may have more than one allegation for each report; therefore, the total number of allegations will be greater than the total number of reports.

2021 REPORTS OF CHILD ABUSE

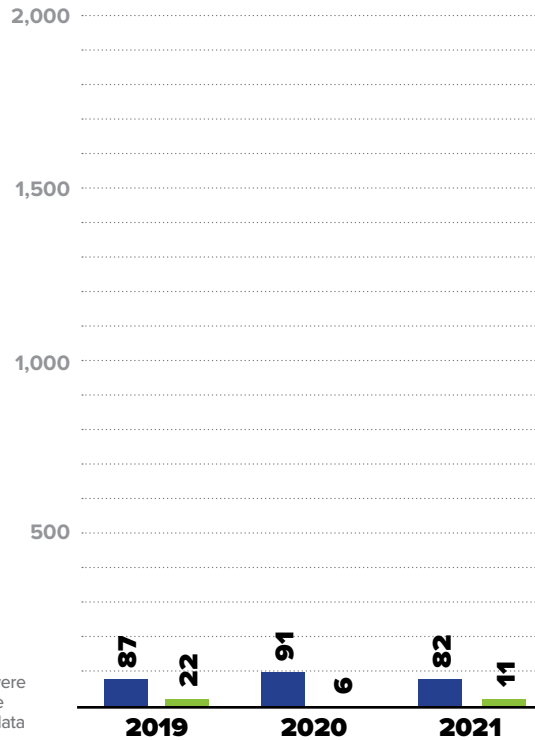
81

■ TOTAL REPORTS

11

■ SUBSTANTIATED REPORTS

▲ NOTE: CPS and GPS data reported were investigated and substantiated by the CCYA and may vary from statewide data which include both CCYA and OCFY Regional Office investigations.



▲ NOTE: Regional investigations which occurred in the county are included in these totals.

SUBSTANTIATED REPORTS BY SEX OF VICTIM

FEMALE

7

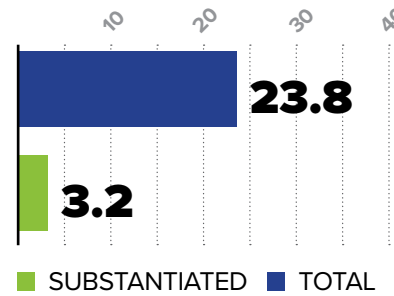
63.6%

MALE

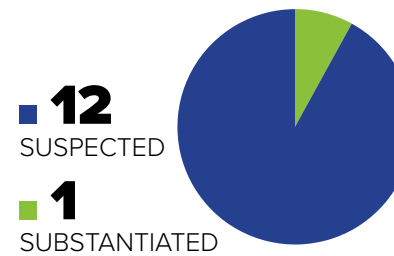
4

36.4%

CHILD ABUSE REPORTS PER 1,000 CHILDREN



CASES OF REPEAT ABUSE SUBSTANTIATED REPORTS



\$533,164

EXPENDITURES CHILD ABUSE INVESTIGATIONS AND GENERAL PROTECTIVE SERVICES ASSESSMENTS



2021 SUBSTANTIATED FATALITIES

0/58 MALE FEMALE

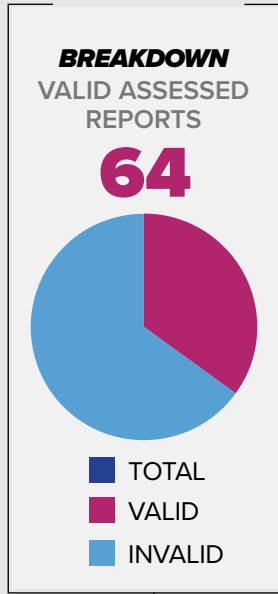
2021 SUBSTANTIATED NEAR FATALITIES

0/136 MALE FEMALE

2021 REPORTS OF GENERAL PROTECTIVE SERVICES

227

TOTAL REPORTS

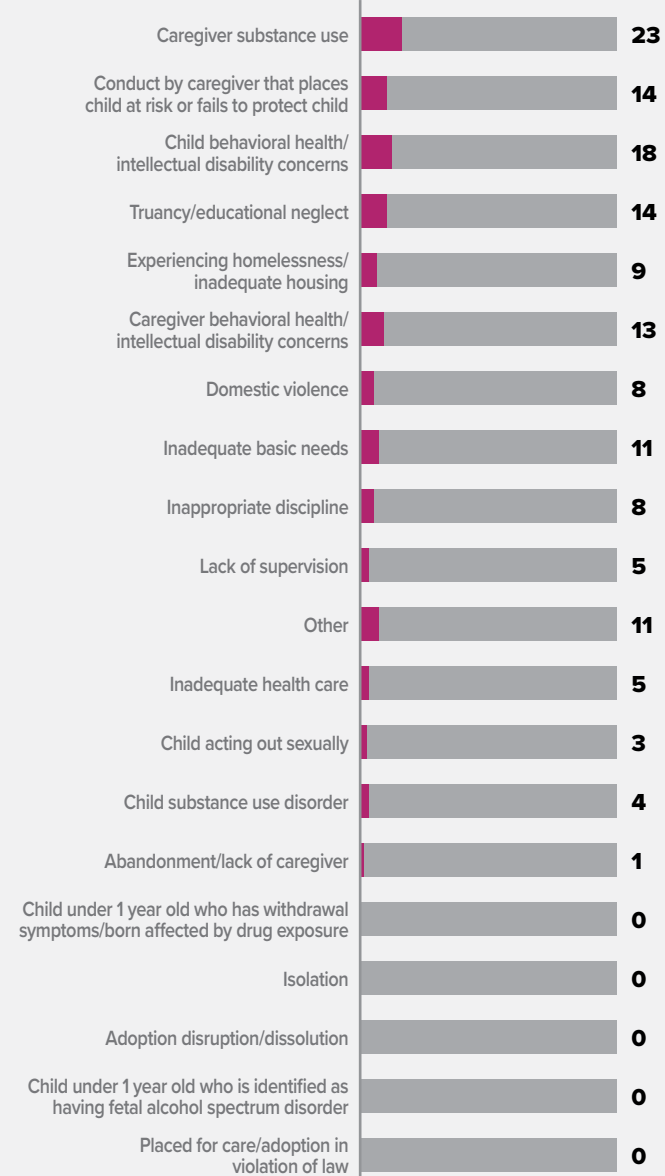


NUMBER OF CHILDREN ASSESSED

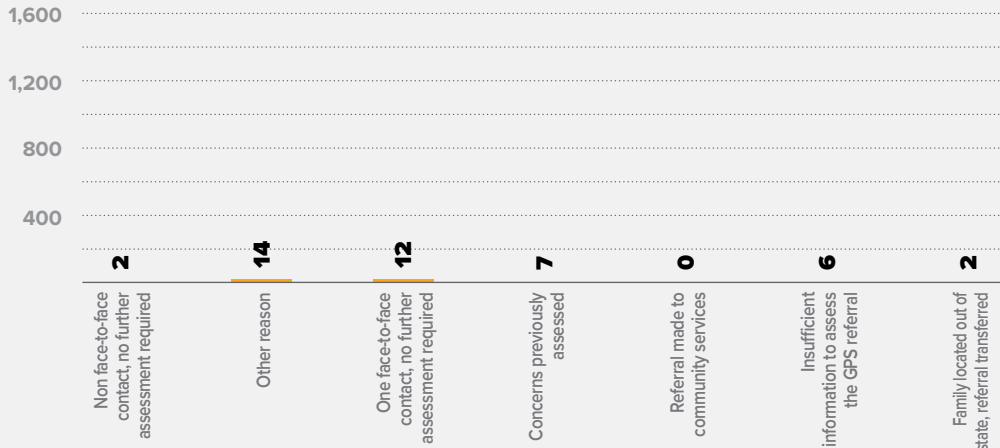


VALID GPS CONCERNS BY TYPE

147
TOTAL CONCERNS



BREAKDOWN REPORTS SCREENED OUT BY REASON



NOTE: Effective 10/3/2020, the screen out reasons were enhanced. This resulted in changes to some of the titles used for the Annual Report while other screen out reasons (*) were removed entirely.

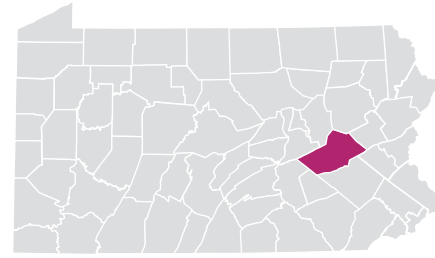


POTTER COUNTY

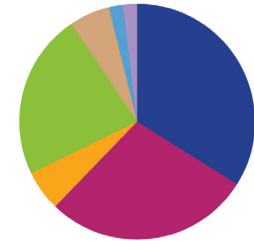
NOTE: A report may have more than one concern for each report; therefore, the total number of concerns will be greater than the total number of reports. In some reports, more than one child was assessed with valid concerns; therefore, the number of children assessed exceeds the number of valid assessed reports.

SCHUYLKILL COUNTY

RURAL // POPULATION • 141,935 / POPULATION UNDER 18 • 28,029



TYPES OF ALLEGATIONS SUBSTANTIATED REPORTS



53 TOTAL ALLEGATIONS

- 18** (34.0%) Sexual Abuse
- 15** (28.3%) Physical Abuse/Bodily Injury
- 3** (5.7%) Reasonable Likelihood of Bodily Injury
- 12** (22.6%) Serious Physical Neglect
- 3** (5.7%) Engaging in Per Se Acts
- 1** (1.9%) Likelihood of Sexual Abuse/Exploitation
- 0** (0.0%) Severe Form of Trafficking in Persons or Sex Trafficking
- 1** (1.9%) Serious Mental Injury
- 0** (0.0%) Munchausen Syndrome by Proxy/Medical Abuse

▲ NOTE: A report may have more than one allegation for each report; therefore, the total number of allegations will be greater than the total number of reports.

2021 REPORTS OF CHILD ABUSE

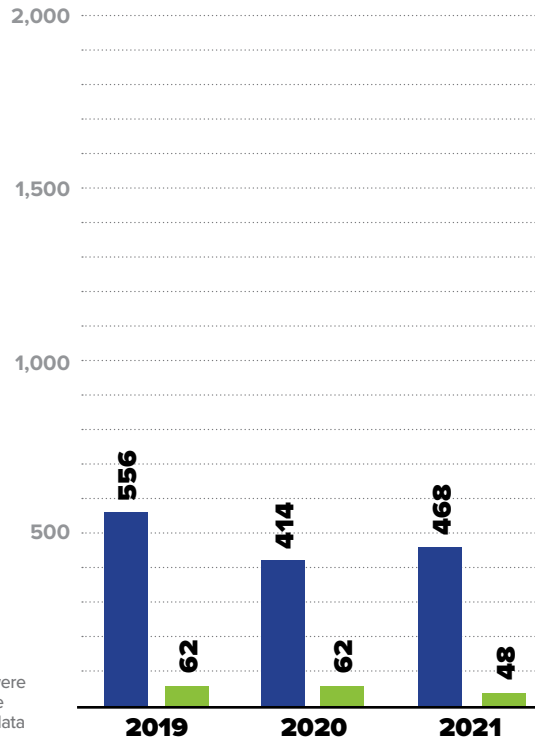
462

■ TOTAL REPORTS

46

■ SUBSTANTIATED REPORTS

▲ NOTE: CPS and GPS data reported were investigated and substantiated by the CCYA and may vary from statewide data which include both CCYA and OCYF Regional Office investigations.



▲ NOTE: Regional investigations which occurred in the county are included in these totals.

SUBSTANTIATED REPORTS BY SEX OF VICTIM

FEMALE

28

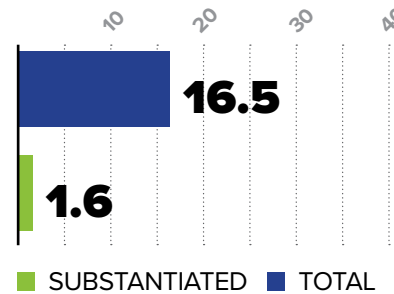
60.9%

MALE

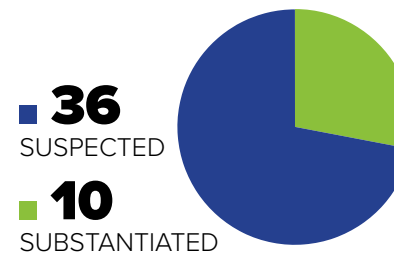
18

39.1%

CHILD ABUSE REPORTS PER 1,000 CHILDREN



CASES OF REPEAT ABUSE SUBSTANTIATED REPORTS



\$3,619,350

EXPENDITURES CHILD ABUSE INVESTIGATIONS AND GENERAL PROTECTIVE SERVICES ASSESSMENTS



2021 SUBSTANTIATED FATALITIES

0/58 MALE 0 FEMALE 0

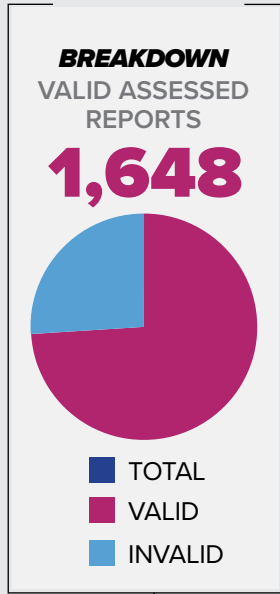
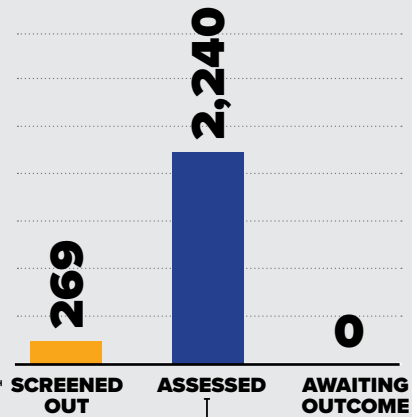
2021 SUBSTANTIATED NEAR FATALITIES

2/136 MALE 0 FEMALE 2

2021 REPORTS OF GENERAL PROTECTIVE SERVICES

2,509

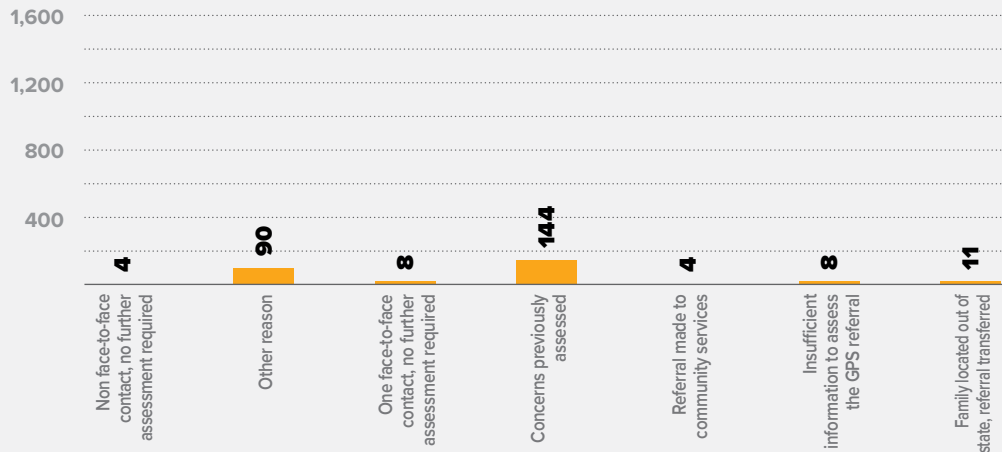
TOTAL REPORTS



NUMBER OF CHILDREN ASSESSED



BREAKDOWN REPORTS SCREENED OUT BY REASON

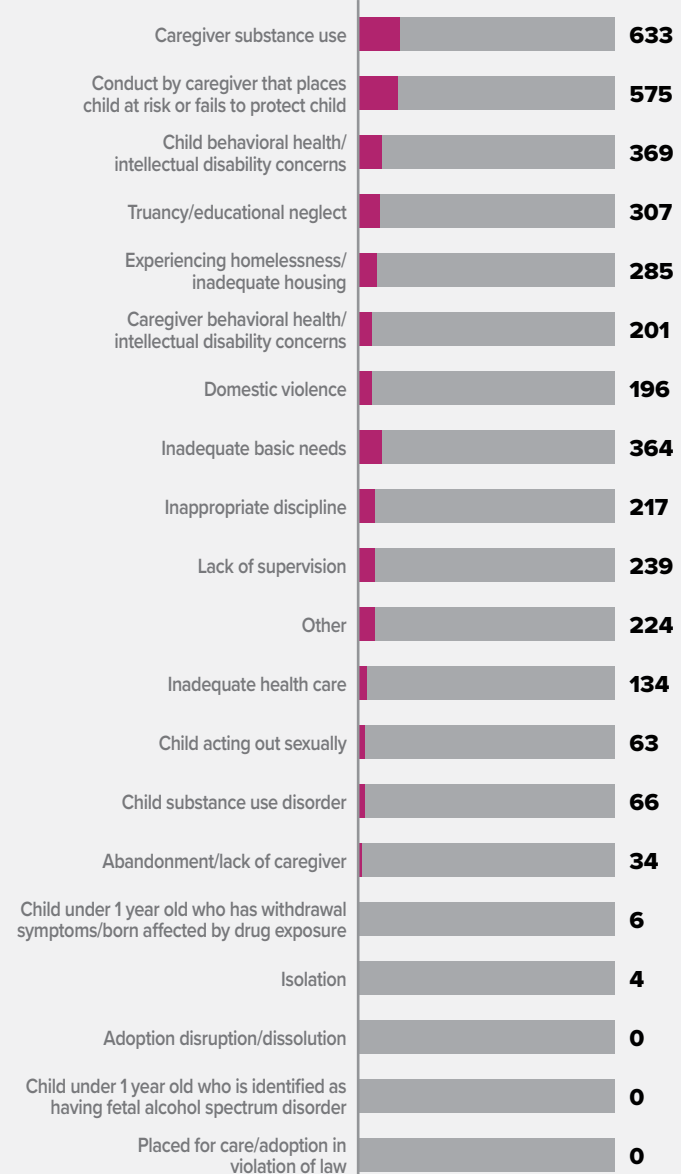


NOTE: Effective 10/3/2020, the screen out reasons were enhanced. This resulted in changes to some of the titles used for the Annual Report while other screen out reasons (*) were removed entirely.

VALID GPS CONCERNS BY TYPE

3,917

TOTAL CONCERNS

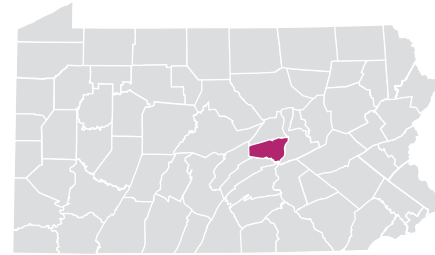


SCHUYLKILL COUNTY

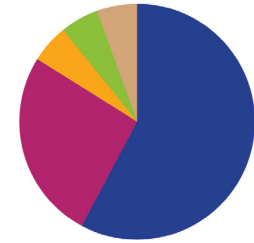
NOTE: A report may have more than one concern for each report; therefore, the total number of concerns will be greater than the total number of reports. In some reports, more than one child was assessed with valid concerns; therefore, the number of children assessed exceeds the number of valid assessed reports.

SNYDER COUNTY

RURAL // POPULATION • 40,452 / POPULATION UNDER 18 • 8,413



TYPES OF ALLEGATIONS SUBSTANTIATED REPORTS



19 TOTAL ALLEGATIONS

- 11** (57.9%) Sexual Abuse
- 5** (26.3%) Physical Abuse/Bodily Injury
- 1** (5.3%) Reasonable Likelihood of Bodily Injury
- 1** (5.3%) Serious Physical Neglect
- 1** (5.3%) Engaging in Per Se Acts
- 0** (0.0%) Likelihood of Sexual Abuse/Exploitation
- 0** (0.0%) Severe Form of Trafficking in Persons or Sex Trafficking
- 0** (0.0%) Serious Mental Injury
- 0** (0.0%) Munchausen Syndrome by Proxy/Medical Abuse

▲ NOTE: A report may have more than one allegation for each report; therefore, the total number of allegations will be greater than the total number of reports.

2021 REPORTS OF CHILD ABUSE


121

■ TOTAL REPORTS

19

■ SUBSTANTIATED REPORTS

▲ NOTE: CPS and GPS data reported were investigated and substantiated by the CCYA and may vary from statewide data which include both CCYA and OCFY Regional Office investigations.



▲ NOTE: Regional investigations which occurred in the county are included in these totals.

SUBSTANTIATED REPORTS BY SEX OF VICTIM

FEMALE

14

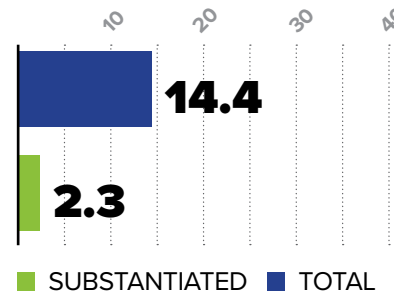
73.7%

MALE

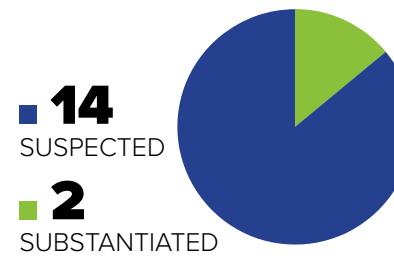
5

26.3%

CHILD ABUSE REPORTS PER 1,000 CHILDREN



CASES OF REPEAT ABUSE SUBSTANTIATED REPORTS



\$799,477

EXPENDITURES CHILD ABUSE INVESTIGATIONS AND GENERAL PROTECTIVE SERVICES ASSESSMENTS



2021 SUBSTANTIATED FATALITIES

0/58 MALE FEMALE

2021 SUBSTANTIATED NEAR FATALITIES

0/136 MALE FEMALE

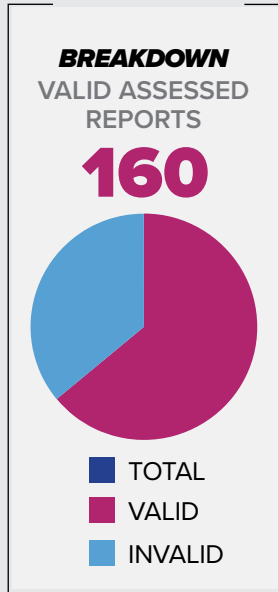


NOTE: A report may have more than one concern for each report; therefore, the total number of concerns will be greater than the total number of reports. In some reports, more than one child was assessed with valid concerns; therefore, the number of children assessed exceeds the number of valid assessed reports.

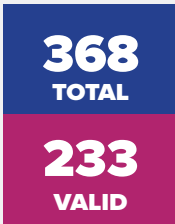
2021 REPORTS OF GENERAL PROTECTIVE SERVICES

427

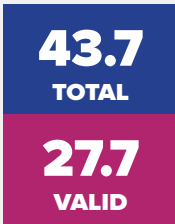
TOTAL REPORTS



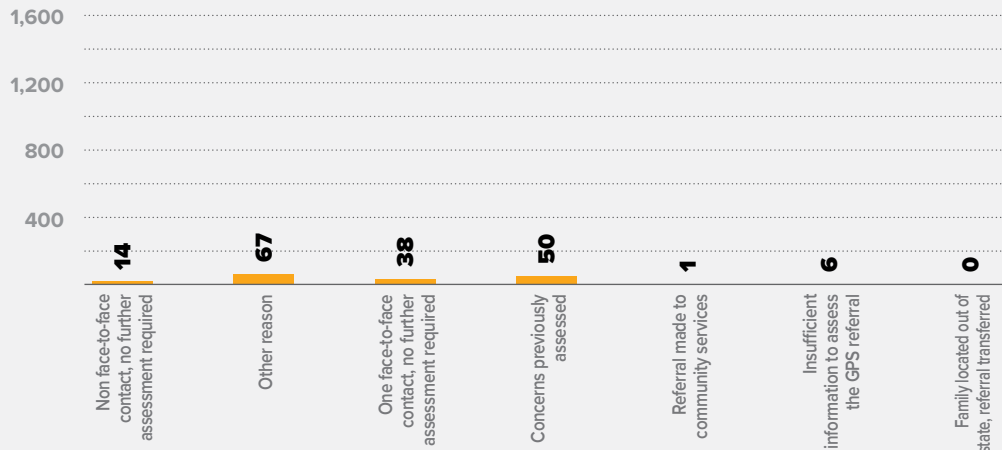
NUMBER OF CHILDREN ASSESSED



CHILDREN ASSESSED PER 1,000 CHILDREN



BREAKDOWN REPORTS SCREENED OUT BY REASON

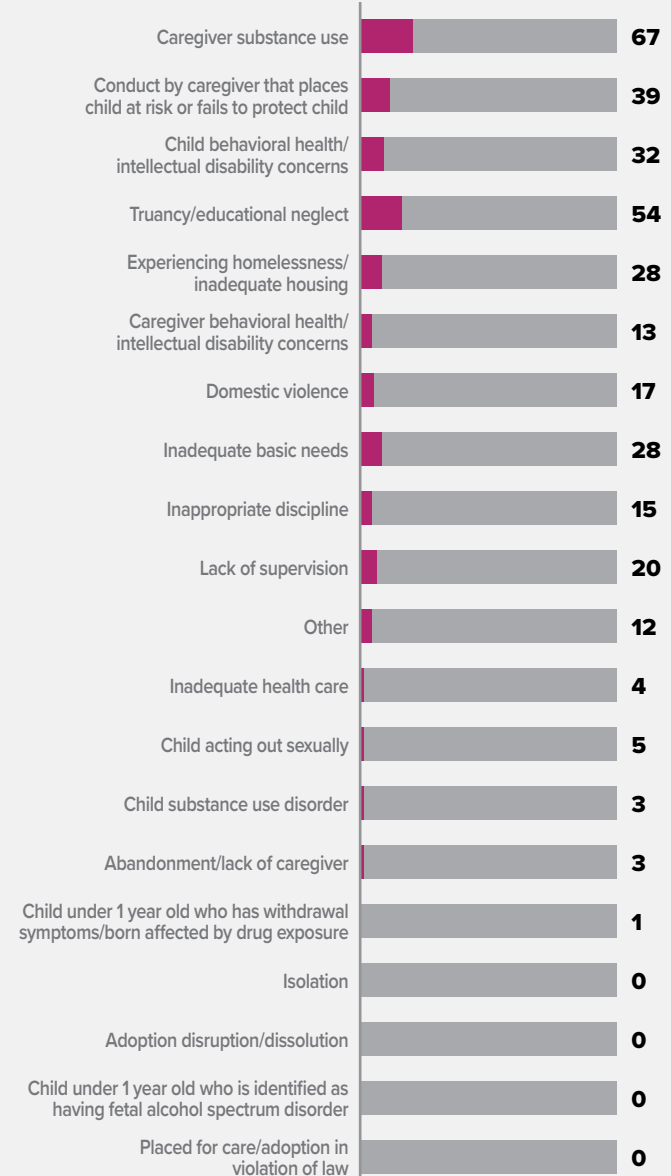


NOTE: Effective 10/3/2020, the screen out reasons were enhanced. This resulted in changes to some of the titles used for the Annual Report while other screen out reasons (*) were removed entirely.

VALID GPS CONCERNS BY TYPE

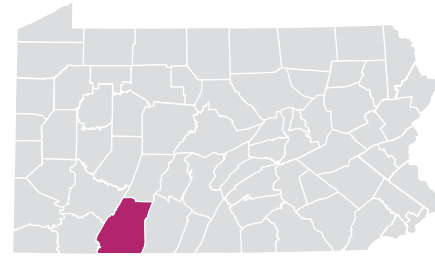
341

TOTAL CONCERNS

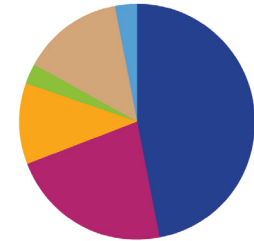


SOMERSET COUNTY

RURAL // POPULATION • 73,844 / POPULATION UNDER 18 • 13,377



TYPES OF ALLEGATIONS SUBSTANTIATED REPORTS



36 TOTAL ALLEGATIONS

- **17** (47.2%) Sexual Abuse
- **8** (22.2%) Physical Abuse/Bodily Injury
- **4** (11.1%) Reasonable Likelihood of Bodily Injury
- **1** (2.8%) Serious Physical Neglect
- **5** (13.9%) Engaging in Per Se Acts
- **1** (2.8%) Likelihood of Sexual Abuse/Exploitation
- **0** (0.0%) Severe Form of Trafficking in Persons or Sex Trafficking
- **0** (0.0%) Serious Mental Injury
- **0** (0.0%) Munchausen Syndrome by Proxy/Medical Abuse

▲ NOTE: A report may have more than one allegation for each report; therefore, the total number of allegations will be greater than the total number of reports.

2021 REPORTS OF CHILD ABUSE

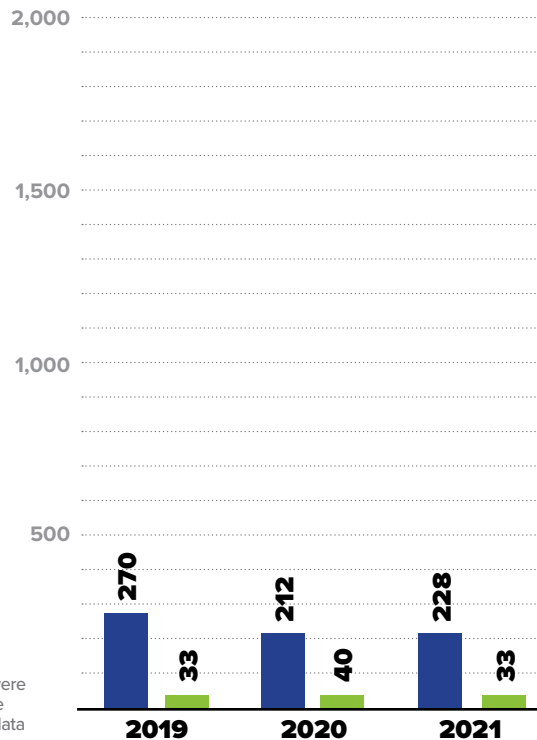
223

■ TOTAL REPORTS

33

■ SUBSTANTIATED REPORTS

▲ NOTE: CPS and GPS data reported were investigated and substantiated by the CCYA and may vary from statewide data which include both CCYA and OCYF Regional Office investigations.



▲ NOTE: Regional investigations which occurred in the county are included in these totals.

SUBSTANTIATED REPORTS BY SEX OF VICTIM

FEMALE

21

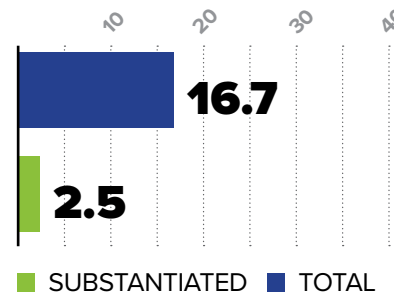
63.6%

MALE

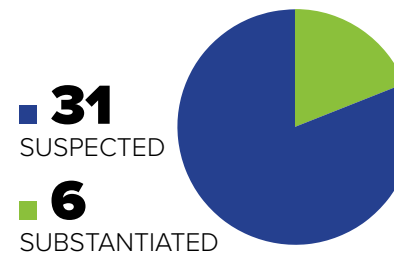
12

36.4%

CHILD ABUSE REPORTS PER 1,000 CHILDREN



CASES OF REPEAT ABUSE SUBSTANTIATED REPORTS



\$1,606,718

EXPENDITURES CHILD ABUSE INVESTIGATIONS AND GENERAL PROTECTIVE SERVICES ASSESSMENTS



2021 SUBSTANTIATED FATALITIES

0/58 MALE FEMALE

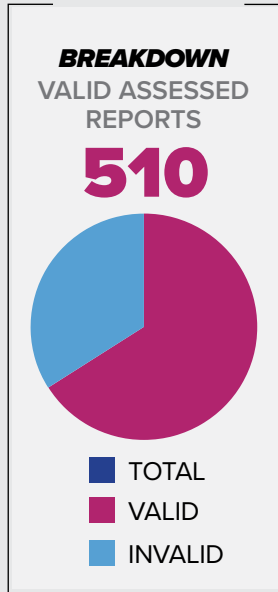
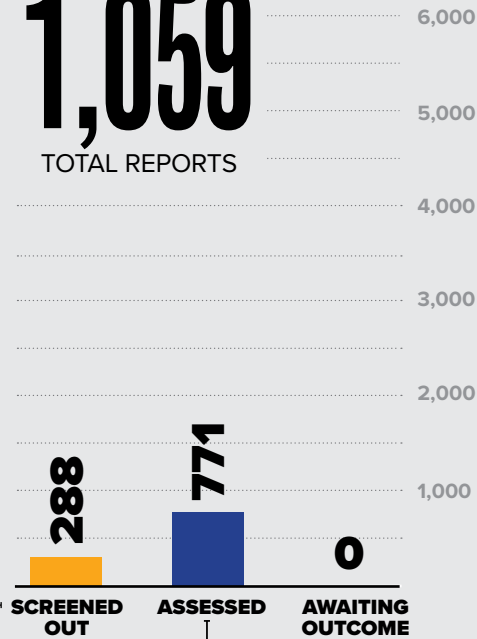
2021 SUBSTANTIATED NEAR FATALITIES

0/136 MALE FEMALE

2021 REPORTS OF GENERAL PROTECTIVE SERVICES

1,059

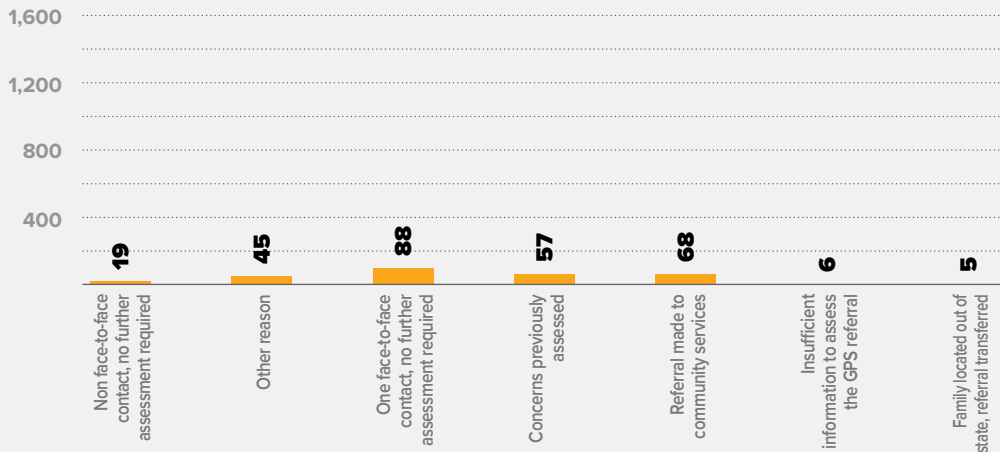
TOTAL REPORTS



NUMBER OF CHILDREN ASSESSED



BREAKDOWN REPORTS SCREENED OUT BY REASON

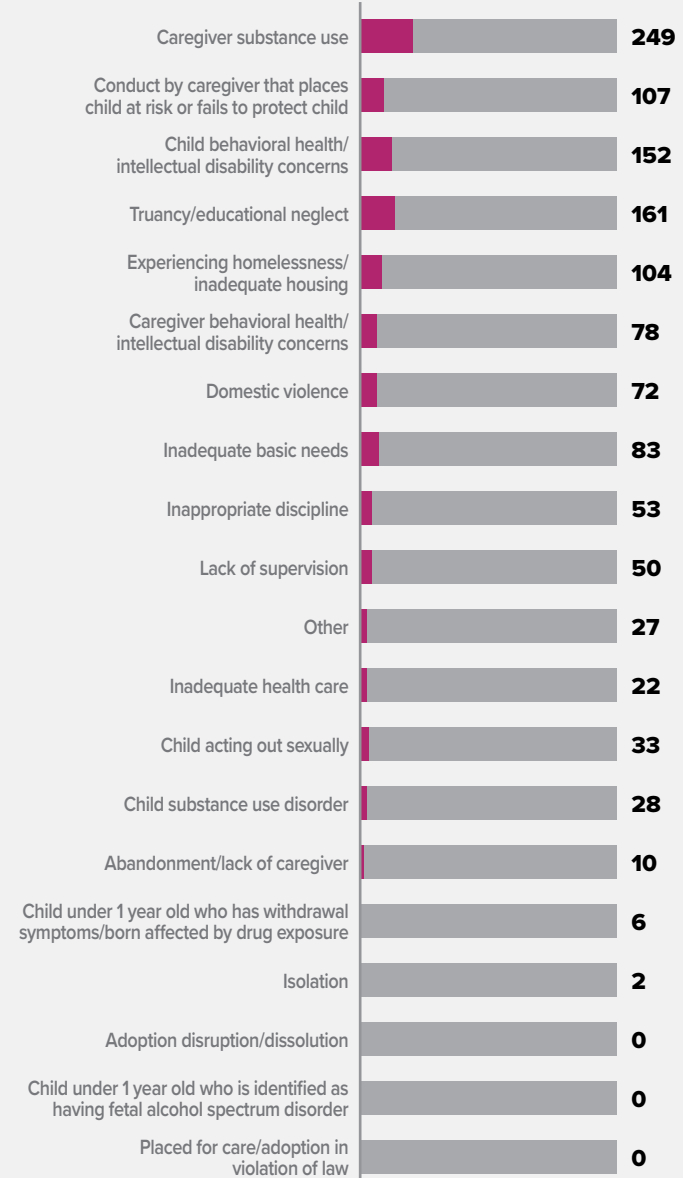


NOTE: Effective 10/3/2020, the screen out reasons were enhanced. This resulted in changes to some of the titles used for the Annual Report while other screen out reasons (*) were removed entirely.

VALID GPS CONCERNS BY TYPE

1,237

TOTAL CONCERNS

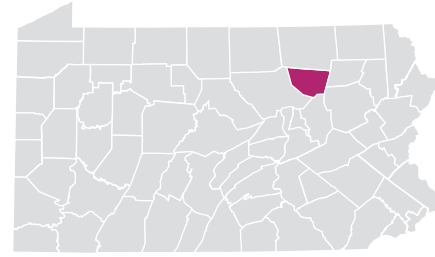


SOMERSET COUNTY

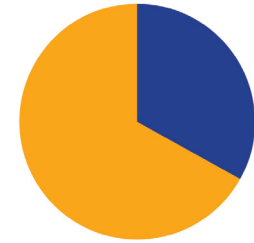
NOTE: A report may have more than one concern for each report; therefore, the total number of concerns will be greater than the total number of reports. In some reports, more than one child was assessed with valid concerns; therefore, the number of children assessed exceeds the number of valid assessed reports.

SULLIVAN COUNTY

RURAL // POPULATION • 6,038 / POPULATION UNDER 18 • 646



TYPES OF ALLEGATIONS SUBSTANTIATED REPORTS



3 TOTAL ALLEGATIONS

- **1** (33.3%) Sexual Abuse
- **0** (0.0%) Physical Abuse/Bodily Injury
- **2** (66.7%) Reasonable Likelihood of Bodily Injury
- **0** (0.0%) Serious Physical Neglect
- **0** (0.0%) Engaging in Per Se Acts
- **0** (0.0%) Likelihood of Sexual Abuse/Exploitation
- **0** (0.0%) Severe Form of Trafficking in Persons or Sex Trafficking
- **0** (0.0%) Serious Mental Injury
- **0** (0.0%) Munchausen Syndrome by Proxy/Medical Abuse

▲ NOTE: A report may have more than one allegation for each report; therefore, the total number of allegations will be greater than the total number of reports.

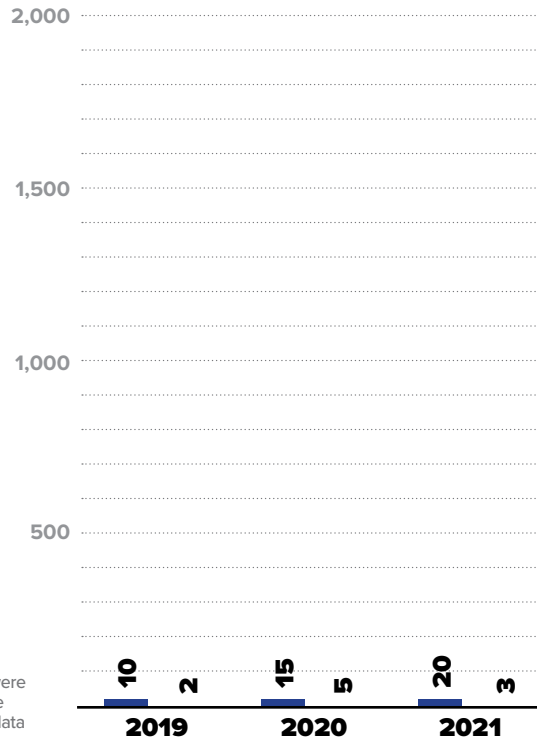
2021 REPORTS OF CHILD ABUSE

20

■ TOTAL REPORTS

3

■ SUBSTANTIATED REPORTS



▲ NOTE: CPS and GPS data reported were investigated and substantiated by the CCYA and may vary from statewide data which include both CCYA and OCYF Regional Office investigations.

▲ NOTE: Regional investigations which occurred in the county are included in these totals.

SUBSTANTIATED REPORTS BY SEX OF VICTIM

FEMALE

3

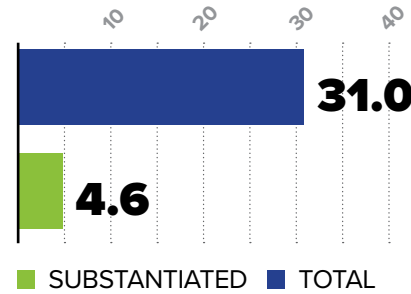
100.0%

MALE

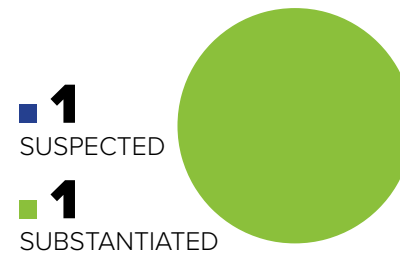
0

0.0%

CHILD ABUSE REPORTS PER 1,000 CHILDREN



CASES OF REPEAT ABUSE SUBSTANTIATED REPORTS



\$226,496

EXPENDITURES CHILD ABUSE INVESTIGATIONS AND GENERAL PROTECTIVE SERVICES ASSESSMENTS

2020

\$293,671

\$243.87M

2021

\$226,496

\$259.18M

■ COUNTY
■ STATEWIDE TOTAL

2021 SUBSTANTIATED FATALITIES

0/58 MALE FEMALE

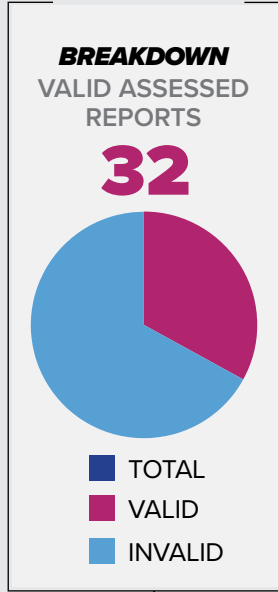
2021 SUBSTANTIATED NEAR FATALITIES

0/136 MALE FEMALE

2021 REPORTS OF GENERAL PROTECTIVE SERVICES

97

TOTAL REPORTS



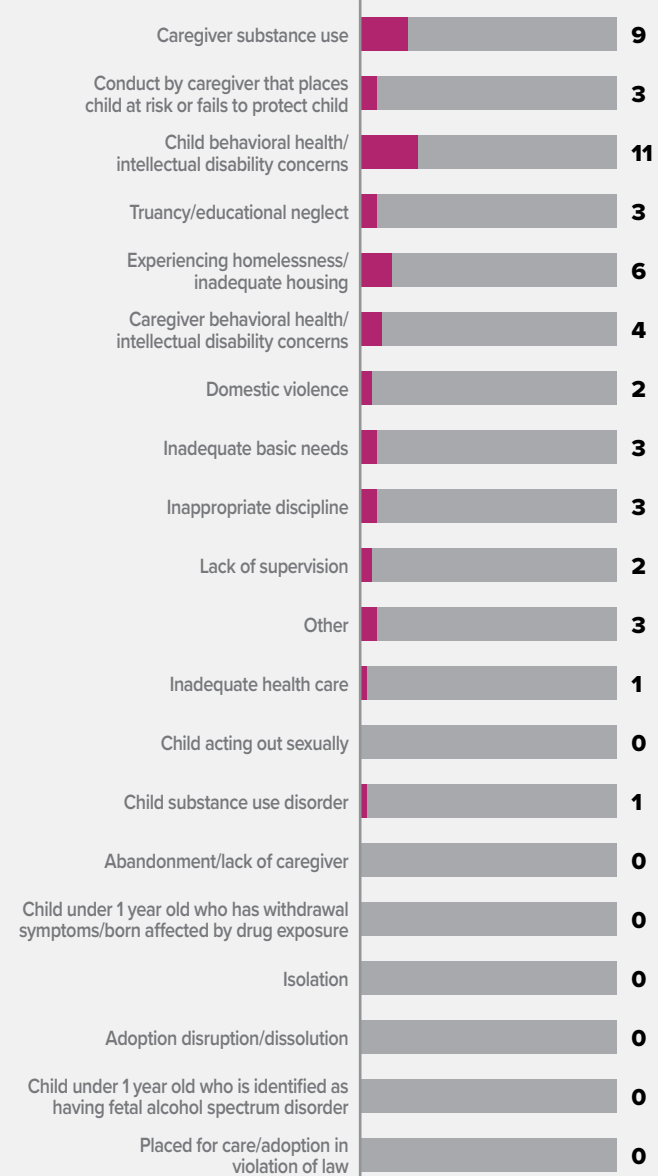
NUMBER OF CHILDREN ASSESSED



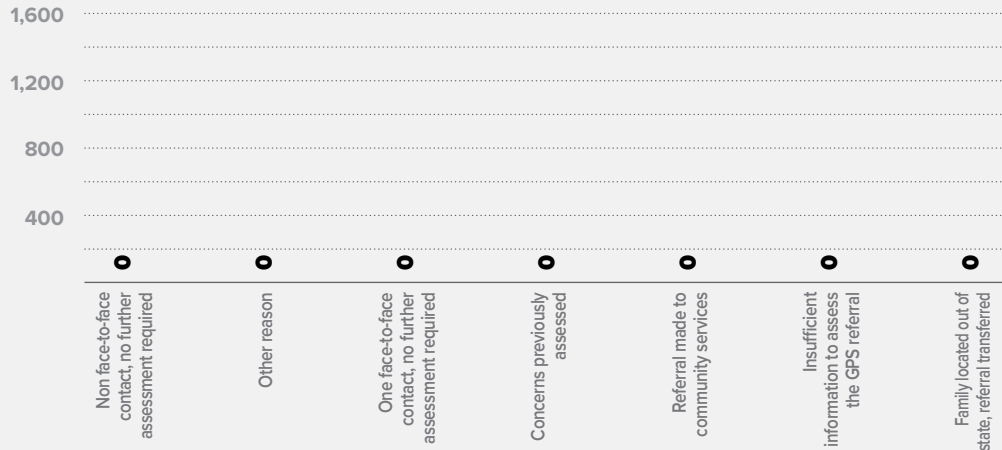
VALID GPS CONCERNS BY TYPE

51

TOTAL CONCERNS



BREAKDOWN REPORTS SCREENED OUT BY REASON



NOTE: Effective 10/3/2020, the screen out reasons were enhanced. This resulted in changes to some of the titles used for the Annual Report while other screen out reasons (*) were removed entirely.



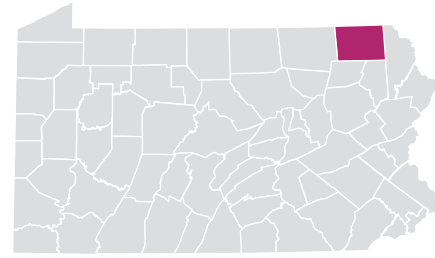
SULLIVAN COUNTY

NOTE: A report may have more than one concern for each report; therefore, the total number of concerns will be greater than the total number of reports. In some reports, more than one child was assessed with valid concerns; therefore, the number of children assessed exceeds the number of valid assessed reports.

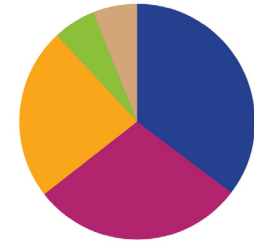


SUSQUEHANNA COUNTY

RURAL // POPULATION • 40,604 / POPULATION UNDER 18 • 7,610



TYPES OF ALLEGATIONS SUBSTANTIATED REPORTS



17 TOTAL ALLEGATIONS

- **6** (35.3%) Sexual Abuse
- **5** (29.4%) Physical Abuse/Bodily Injury
- **4** (23.5%) Reasonable Likelihood of Bodily Injury
- **1** (5.9%) Serious Physical Neglect
- **1** (5.9%) Engaging in Per Se Acts
- **0** (0.0%) Likelihood of Sexual Abuse/Exploitation
- **0** (0.0%) Severe Form of Trafficking in Persons or Sex Trafficking
- **0** (0.0%) Serious Mental Injury
- **0** (0.0%) Munchausen Syndrome by Proxy/Medical Abuse

▲ NOTE: A report may have more than one allegation for each report; therefore, the total number of allegations will be greater than the total number of reports.

2021 REPORTS OF CHILD ABUSE

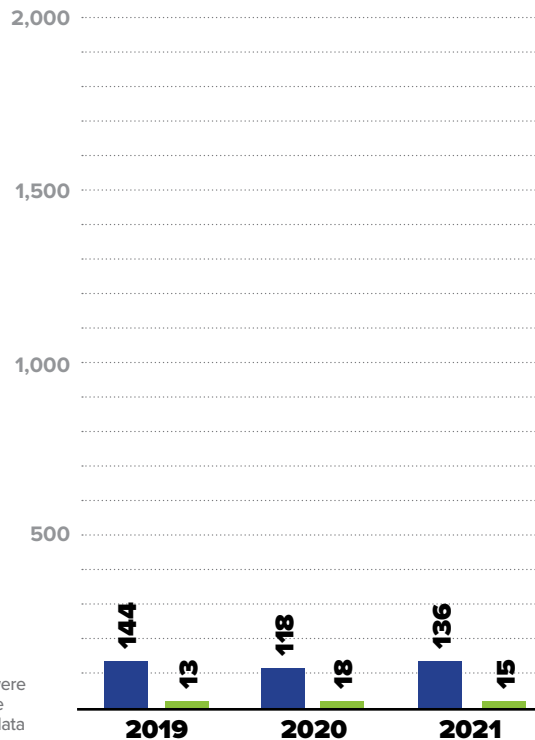
134

■ TOTAL REPORTS

15

■ SUBSTANTIATED REPORTS

▲ NOTE: CPS and GPS data reported were investigated and substantiated by the CCYA and may vary from statewide data which include both CCYA and OCYF Regional Office investigations.



▲ NOTE: Regional investigations which occurred in the county are included in these totals.

REPORTS BY SEX OF VICTIM

FEMALE

11

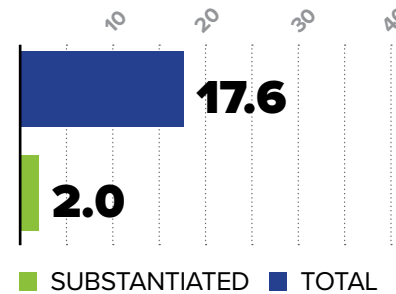
73.3%

MALE

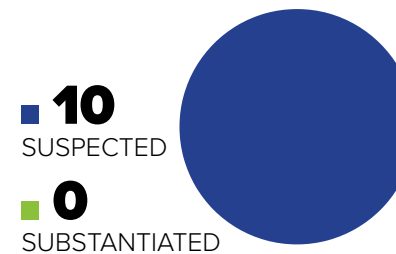
4

26.7%

CHILD ABUSE REPORTS PER 1,000 CHILDREN




CASES OF REPEAT ABUSE SUBSTANTIATED REPORTS



\$376,562

EXPENDITURES CHILD ABUSE INVESTIGATIONS AND GENERAL PROTECTIVE SERVICES ASSESSMENTS



2021 SUBSTANTIATED FATALITIES

0/58 MALE FEMALE

2021 SUBSTANTIATED NEAR FATALITIES

0/136 MALE FEMALE

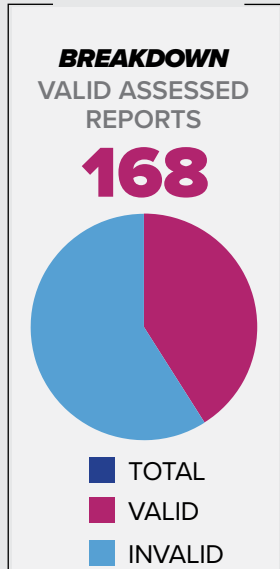
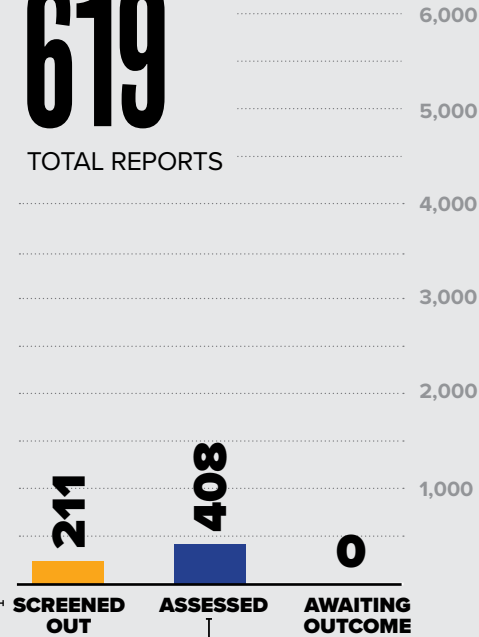


NOTE: A report may have more than one concern for each report; therefore, the total number of concerns will be greater than the total number of reports. In some reports, more than one child was assessed with valid concerns; therefore, the number of children assessed exceeds the number of valid assessed reports.

2021 REPORTS OF GENERAL PROTECTIVE SERVICES

619

TOTAL REPORTS



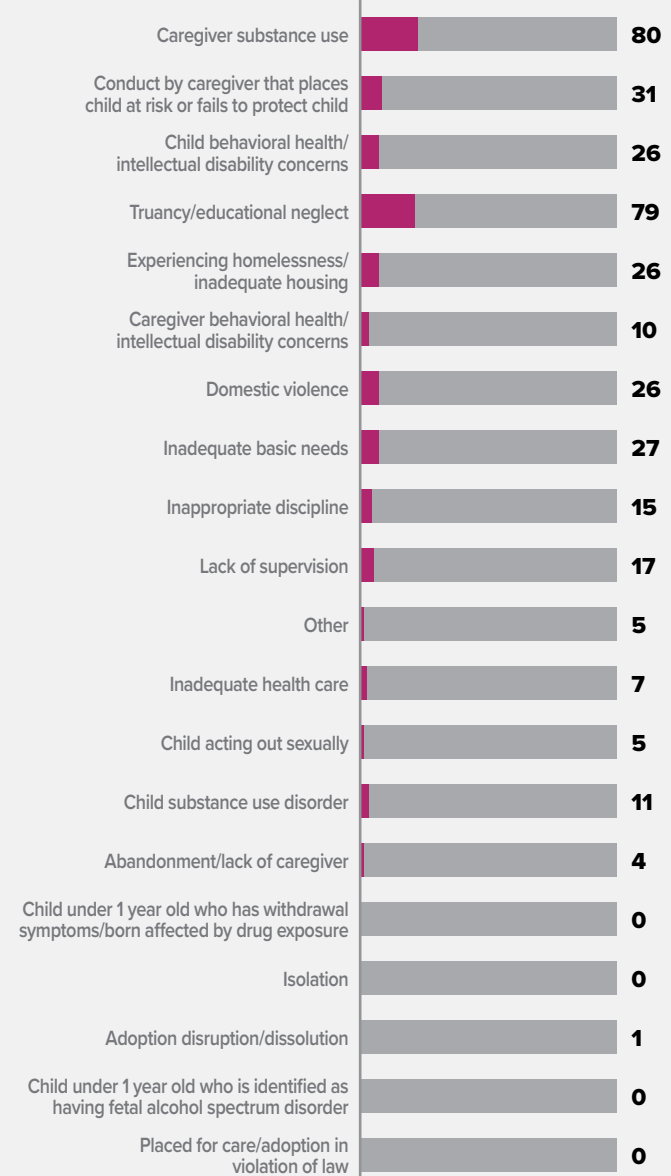
NUMBER OF CHILDREN ASSESSED



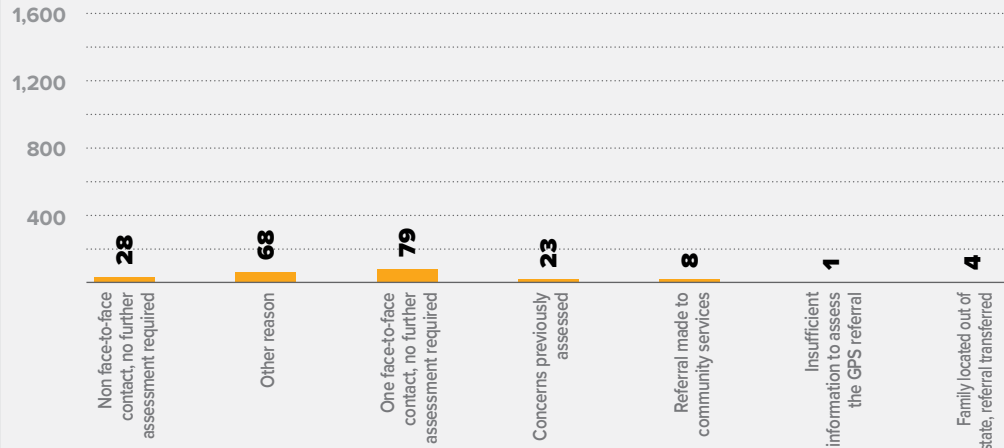
VALID GPS CONCERNS BY TYPE

370

TOTAL CONCERNS



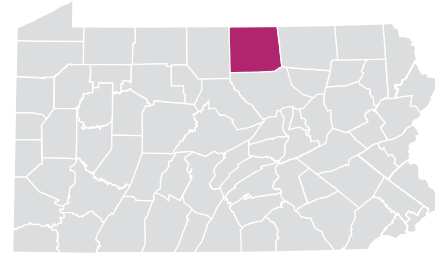
BREAKDOWN REPORTS SCREENED OUT BY REASON



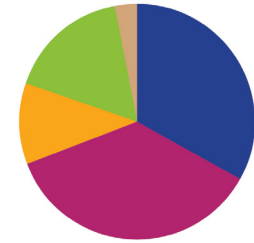
NOTE: Effective 10/3/2020, the screen out reasons were enhanced. This resulted in changes to some of the titles used for the Annual Report while other screen out reasons (*) were removed entirely.

TIOGA COUNTY

RURAL // POPULATION • 40,759 / POPULATION UNDER 18 • 8,118



TYPES OF ALLEGATIONS SUBSTANTIATED REPORTS



36 TOTAL ALLEGATIONS

- **12** (33.3%) Sexual Abuse
- **13** (36.1%) Physical Abuse/Bodily Injury
- **4** (11.1%) Reasonable Likelihood of Bodily Injury
- **6** (16.7%) Serious Physical Neglect
- **1** (2.8%) Engaging in Per Se Acts
- **0** (0.0%) Likelihood of Sexual Abuse/Exploitation
- **0** (0.0%) Severe Form of Trafficking in Persons or Sex Trafficking
- **0** (0.0%) Serious Mental Injury
- **0** (0.0%) Munchausen Syndrome by Proxy/Medical Abuse

▲ NOTE: A report may have more than one allegation for each report; therefore, the total number of allegations will be greater than the total number of reports.

2021 REPORTS OF CHILD ABUSE

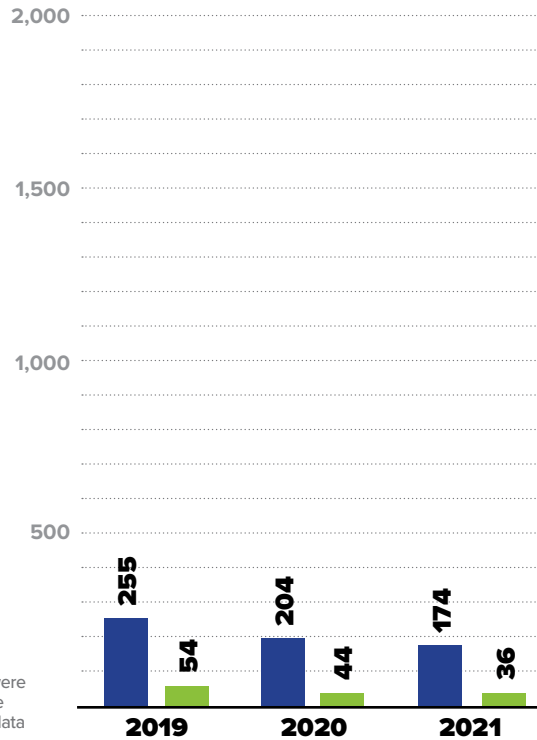
171

■ TOTAL REPORTS

35

■ SUBSTANTIATED REPORTS

▲ NOTE: CPS and GPS data reported were investigated and substantiated by the CCYA and may vary from statewide data which include both CCYA and OCYF Regional Office investigations.



▲ NOTE: Regional investigations which occurred in the county are included in these totals.

SUBSTANTIATED REPORTS BY SEX OF VICTIM

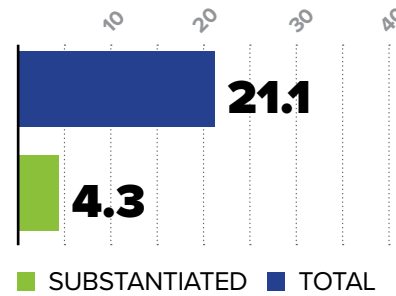
FEMALE

17
48.6%

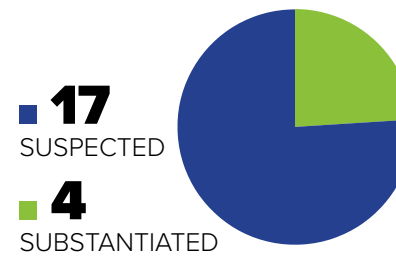
MALE

18
51.4%

CHILD ABUSE REPORTS PER 1,000 CHILDREN



CASES OF REPEAT ABUSE SUBSTANTIATED REPORTS



\$2,606,954

EXPENDITURES CHILD ABUSE INVESTIGATIONS AND GENERAL PROTECTIVE SERVICES ASSESSMENTS



2021 SUBSTANTIATED FATALITIES

1/58 MALE 1 FEMALE 0

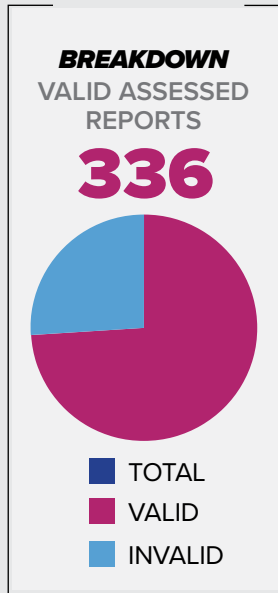
2021 SUBSTANTIATED NEAR FATALITIES

0/136 MALE 0 FEMALE 0

2021 REPORTS OF GENERAL PROTECTIVE SERVICES

783

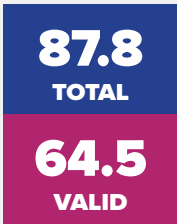
TOTAL REPORTS



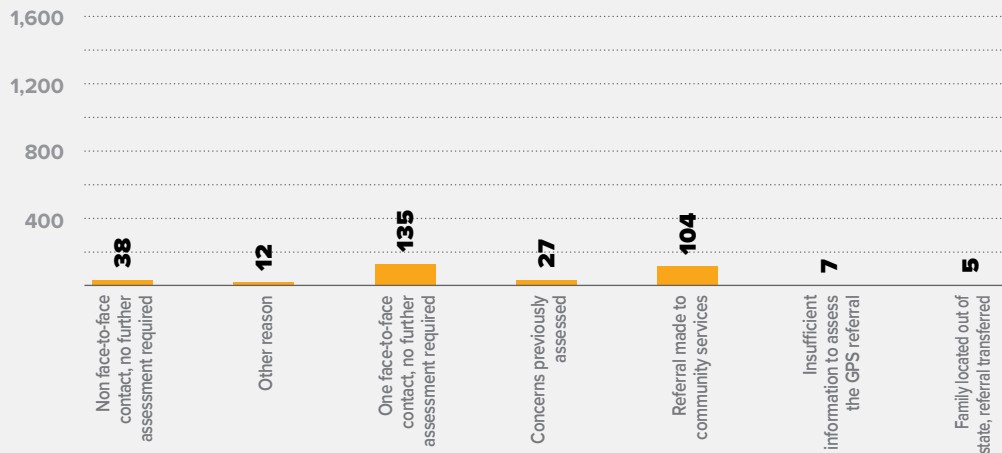
NUMBER OF CHILDREN ASSESSED



CHILDREN ASSESSED PER 1,000 CHILDREN



BREAKDOWN REPORTS SCREENED OUT BY REASON

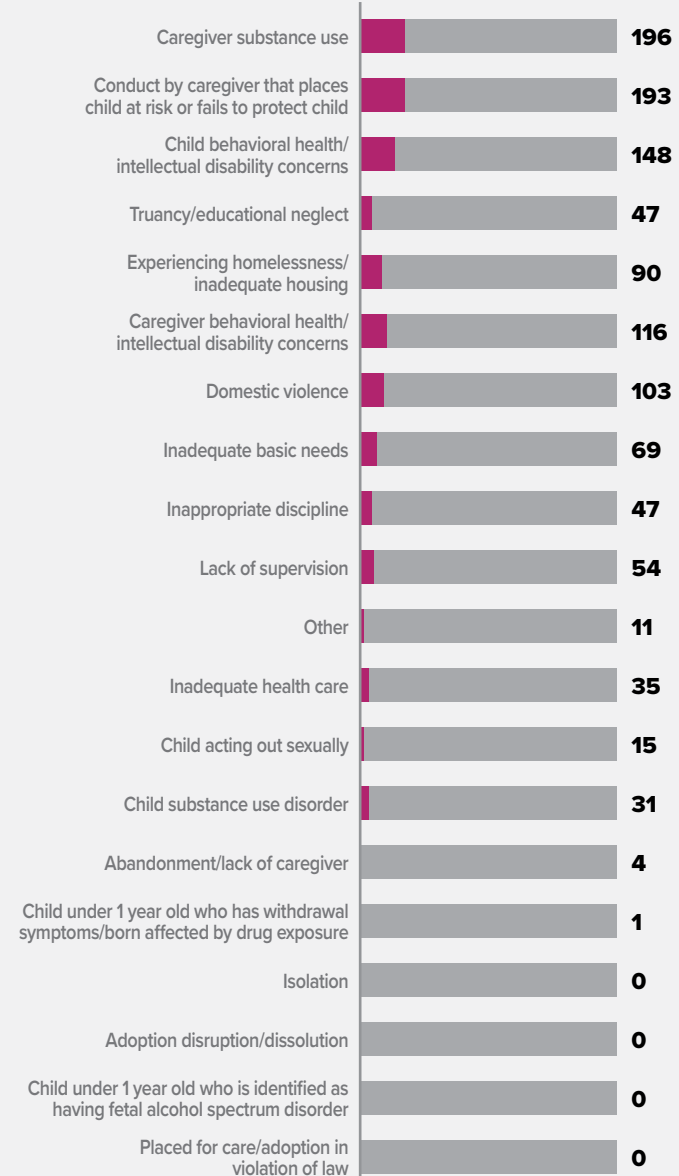


NOTE: Effective 10/3/2020, the screen out reasons were enhanced. This resulted in changes to some of the titles used for the Annual Report while other screen out reasons (*) were removed entirely.

VALID GPS CONCERNS BY TYPE

1,160

TOTAL CONCERNS

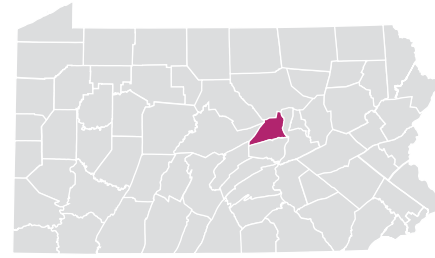


TIOGA COUNTY

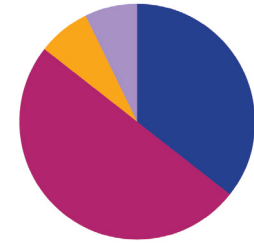
NOTE: A report may have more than one concern for each report; therefore, the total number of concerns will be greater than the total number of reports. In some reports, more than one child was assessed with valid concerns; therefore, the number of children assessed exceeds the number of valid assessed reports.

UNION COUNTY

RURAL // POPULATION • 44,831 / POPULATION UNDER 18 • 7,997



TYPES OF ALLEGATIONS SUBSTANTIATED REPORTS



14 TOTAL ALLEGATIONS

- **5** (35.7%) Sexual Abuse
- **7** (50.0%) Physical Abuse/Bodily Injury
- **1** (7.1%) Reasonable Likelihood of Bodily Injury
- **0** (0.0%) Serious Physical Neglect
- **0** (0.0%) Engaging in Per Se Acts
- **0** (0.0%) Likelihood of Sexual Abuse/Exploitation
- **0** (0.0%) Severe Form of Trafficking in Persons or Sex Trafficking
- **1** (7.1%) Serious Mental Injury
- **0** (0.0%) Munchausen Syndrome by Proxy/Medical Abuse

▲ NOTE: A report may have more than one allegation for each report; therefore, the total number of allegations will be greater than the total number of reports.


2021 REPORTS OF CHILD ABUSE

97

■ TOTAL REPORTS

14

■ SUBSTANTIATED REPORTS



▲ NOTE: CPS and GPS data reported were investigated and substantiated by the CCYA and may vary from statewide data which include both CCYA and OCFY Regional Office investigations.

▲ NOTE: Regional investigations which occurred in the county are included in these totals.

SUBSTANTIATED REPORTS BY SEX OF VICTIM

FEMALE

9

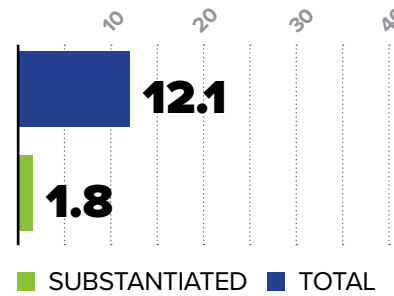
64.3%

MALE

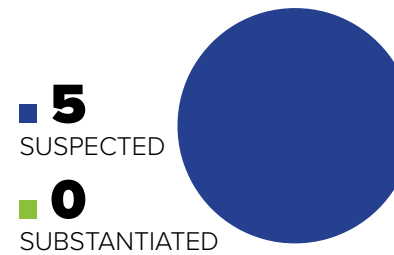
5

35.7%

CHILD ABUSE REPORTS PER 1,000 CHILDREN



CASES OF REPEAT ABUSE SUBSTANTIATED REPORTS



\$677,512

EXPENDITURES CHILD ABUSE INVESTIGATIONS AND GENERAL PROTECTIVE SERVICES ASSESSMENTS



2021 SUBSTANTIATED FATALITIES

0/58 MALE FEMALE

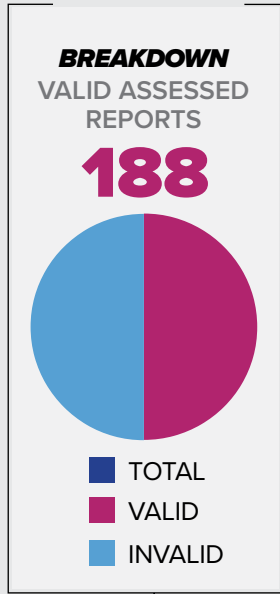
2021 SUBSTANTIATED NEAR FATALITIES

0/136 MALE FEMALE

2021 REPORTS OF GENERAL PROTECTIVE SERVICES

483

TOTAL REPORTS



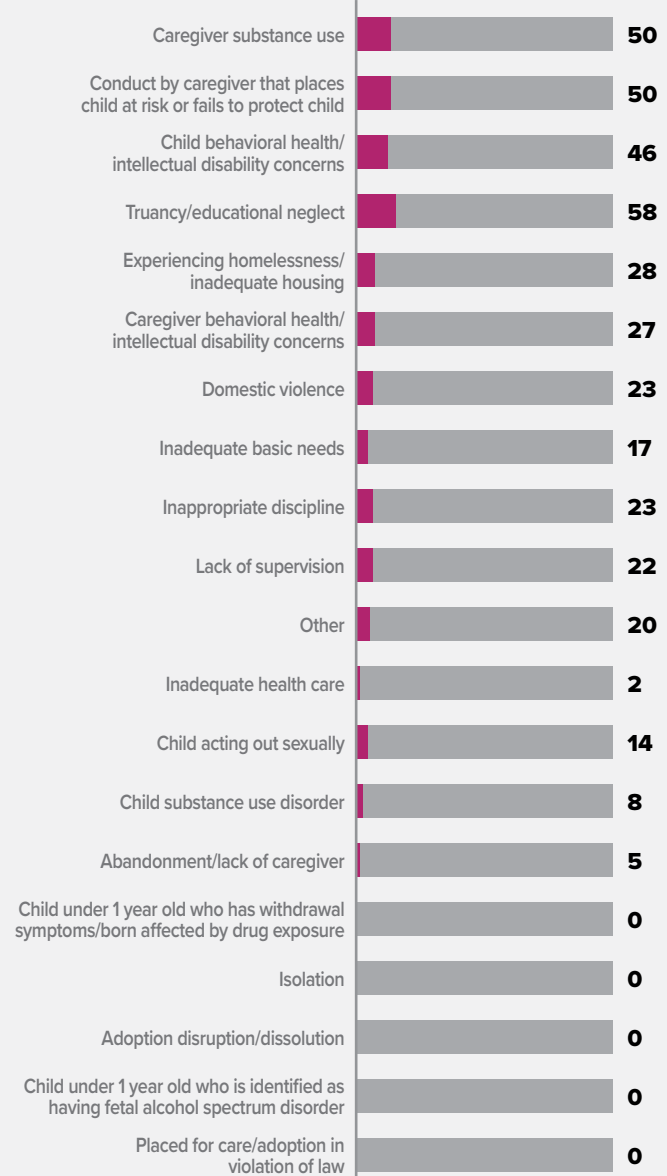
NUMBER OF CHILDREN ASSESSED



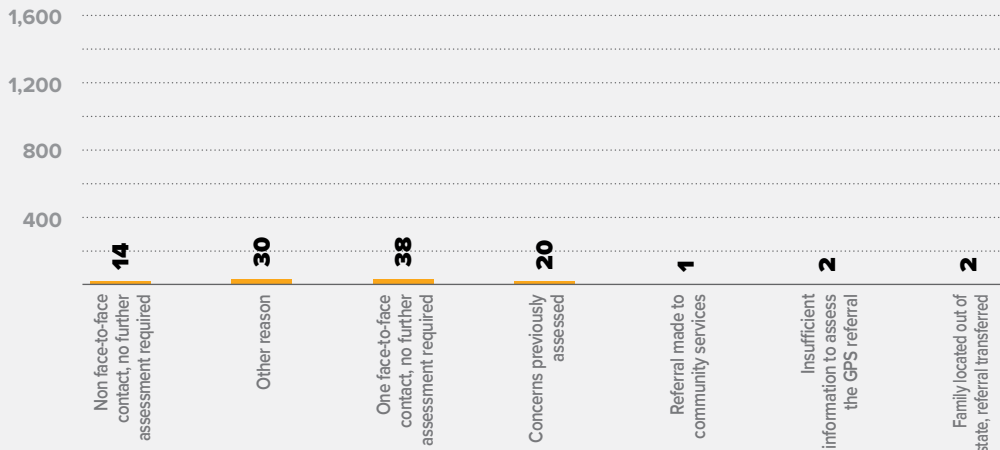
VALID GPS CONCERNS BY TYPE

393

TOTAL CONCERNS



BREAKDOWN REPORTS SCREENED OUT BY REASON



NOTE: Effective 10/3/2020, the screen out reasons were enhanced. This resulted in changes to some of the titles used for the Annual Report while other screen out reasons (*) were removed entirely.

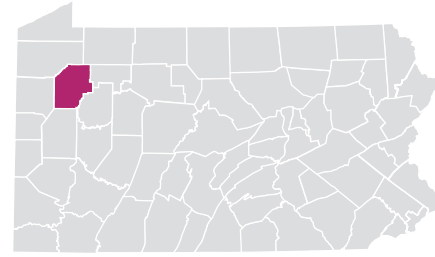


UNION COUNTY

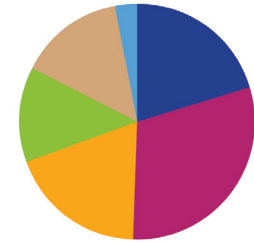
NOTE: A report may have more than one concern for each report; therefore, the total number of concerns will be greater than the total number of reports. In some reports, more than one child was assessed with valid concerns; therefore, the number of children assessed exceeds the number of valid assessed reports.

VENANGO COUNTY

RURAL // POPULATION • 51,355 / POPULATION UNDER 18 • 9,933



TYPES OF ALLEGATIONS SUBSTANTIATED REPORTS



69 TOTAL ALLEGATIONS

- **14** (20.3%) Sexual Abuse
- **21** (30.4%) Physical Abuse/Bodily Injury
- **13** (18.8%) Reasonable Likelihood of Bodily Injury
- **9** (13.0%) Serious Physical Neglect
- **10** (14.5%) Engaging in Per Se Acts
- **2** (2.9%) Likelihood of Sexual Abuse/Exploitation
- **0** (0.0%) Severe Form of Trafficking in Persons or Sex Trafficking
- **0** (0.0%) Serious Mental Injury
- **0** (0.0%) Munchausen Syndrome by Proxy/Medical Abuse

▲ NOTE: A report may have more than one allegation for each report; therefore, the total number of allegations will be greater than the total number of reports.

2021 REPORTS OF CHILD ABUSE

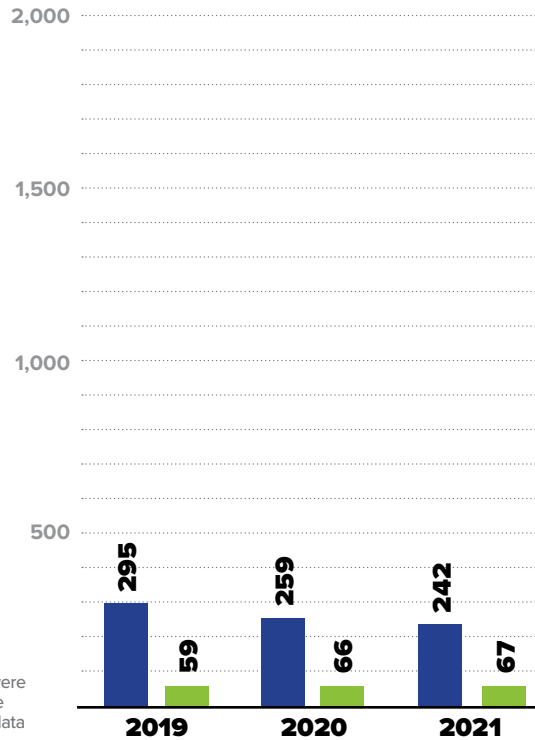
229

■ TOTAL REPORTS

67

■ SUBSTANTIATED REPORTS

▲ NOTE: CPS and GPS data reported were investigated and substantiated by the CCYA and may vary from statewide data which include both CCYA and OCYF Regional Office investigations.



▲ NOTE: Regional investigations which occurred in the county are included in these totals.

SUBSTANTIATED REPORTS BY SEX OF VICTIM

FEMALE

45

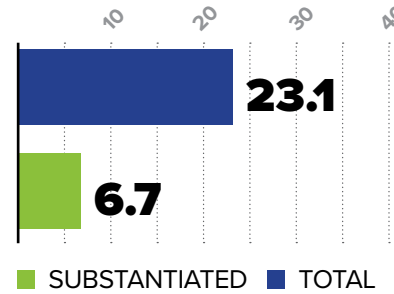
67.2%

MALE

22

32.8%

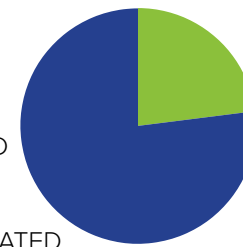
CHILD ABUSE REPORTS PER 1,000 CHILDREN



CASES OF REPEAT ABUSE SUBSTANTIATED REPORTS

■ **30** SUSPECTED

■ **7** SUBSTANTIATED



\$1,571,602

EXPENDITURES CHILD ABUSE INVESTIGATIONS AND GENERAL PROTECTIVE SERVICES ASSESSMENTS

2020

\$1.10M

\$243.87M

2021

\$1.57M

\$259.18M

■ COUNTY
■ STATEWIDE TOTAL

2021 SUBSTANTIATED FATALITIES

0/58

MALE **0**

FEMALE **0**

2021 SUBSTANTIATED NEAR FATALITIES

1/136

MALE **0**

FEMALE **1**

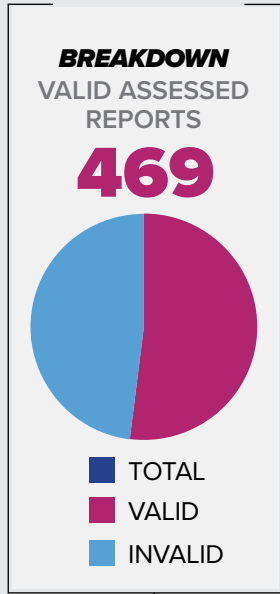
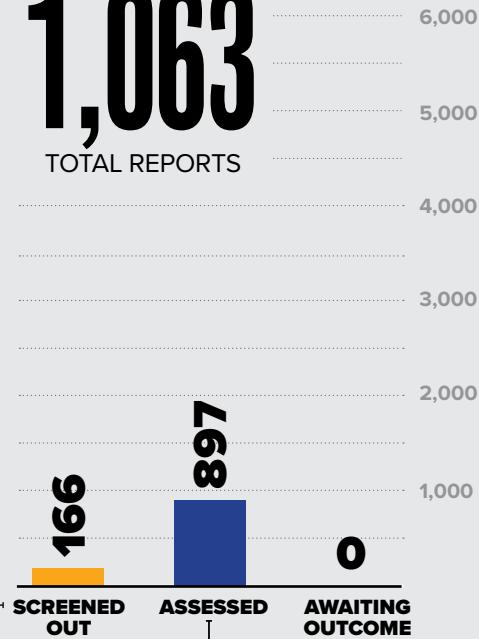


NOTE: A report may have more than one concern for each report; therefore, the total number of concerns will be greater than the total number of reports. In some reports, more than one child was assessed with valid concerns; therefore, the number of children assessed exceeds the number of valid assessed reports.

2021 REPORTS OF GENERAL PROTECTIVE SERVICES

1,063

TOTAL REPORTS



NUMBER OF CHILDREN ASSESSED

1,508
TOTAL

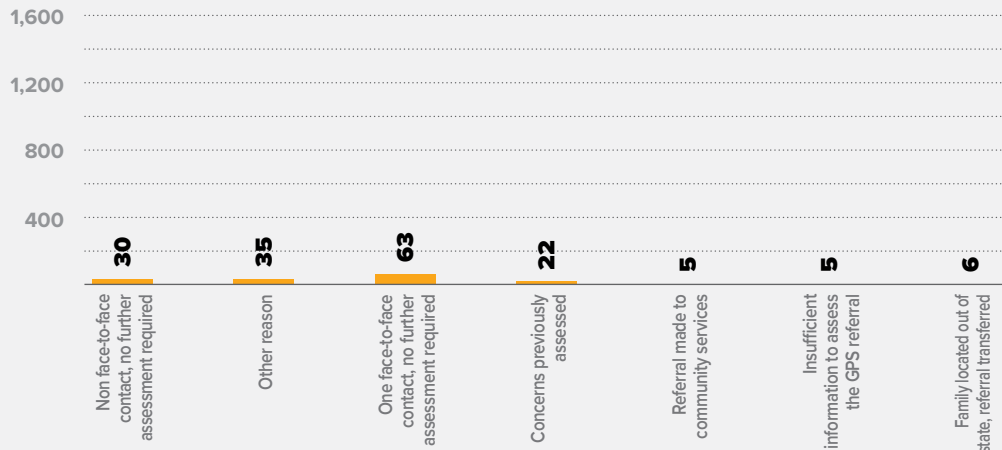
705
VALID

CHILDREN ASSESSED PER 1,000 CHILDREN

151.8
TOTAL

71.0
VALID

BREAKDOWN REPORTS SCREENED OUT BY REASON

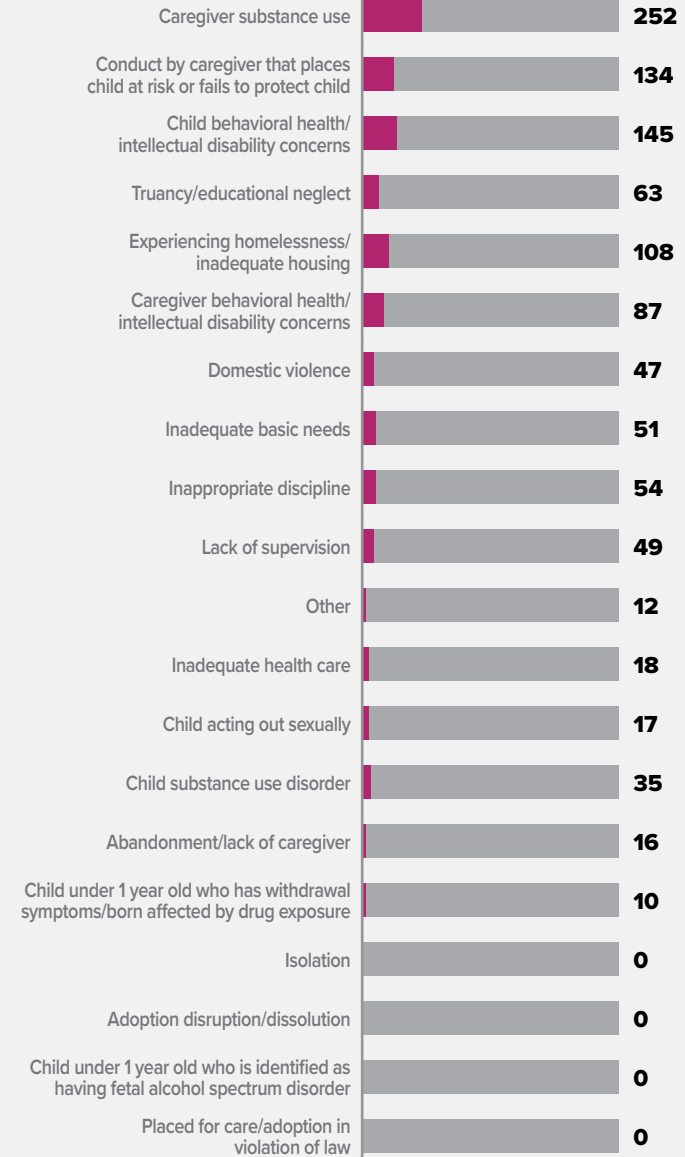


NOTE: Effective 10/3/2020, the screen out reasons were enhanced. This resulted in changes to some of the titles used for the Annual Report while other screen out reasons (*) were removed entirely.

VALID GPS CONCERNS BY TYPE

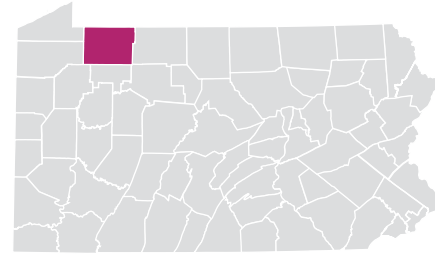
1,098

TOTAL CONCERNS

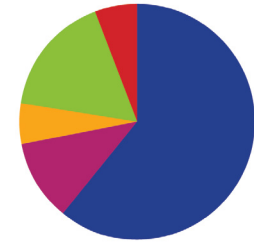


WARREN COUNTY

RURAL // POPULATION • 39,466 / POPULATION UNDER 18 • 7,663



TYPES OF ALLEGATIONS SUBSTANTIATED REPORTS



18 TOTAL ALLEGATIONS

- **11** (61.1%) Sexual Abuse
- **2** (11.1%) Physical Abuse/Bodily Injury
- **1** (5.6%) Reasonable Likelihood of Bodily Injury
- **3** (16.7%) Serious Physical Neglect
- **0** (0.0%) Engaging in Per Se Acts
- **0** (0.0%) Likelihood of Sexual Abuse/Exploitation
- **0** (0.0%) Severe Form of Trafficking in Persons or Sex Trafficking
- **0** (0.0%) Serious Mental Injury
- **1** (5.6%) Munchausen Syndrome by Proxy/Medical Abuse

▲ NOTE: A report may have more than one allegation for each report; therefore, the total number of allegations will be greater than the total number of reports.

2021 REPORTS OF CHILD ABUSE

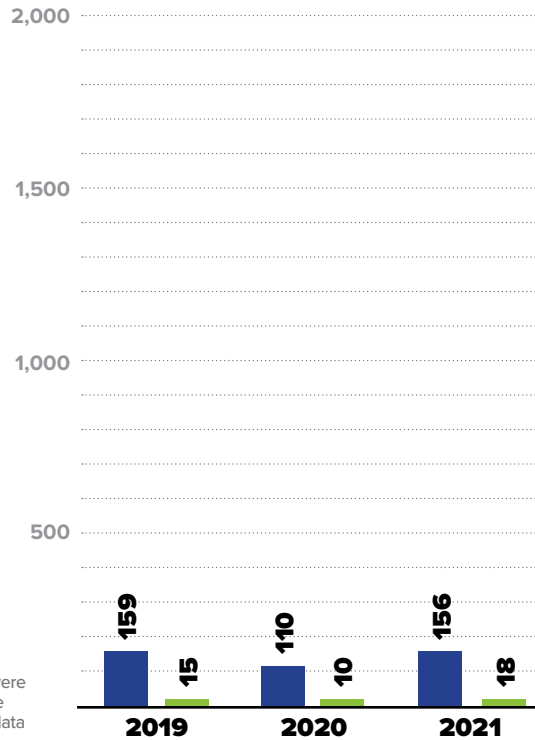
153

■ TOTAL REPORTS

18

■ SUBSTANTIATED REPORTS

▲ NOTE: CPS and GPS data reported were investigated and substantiated by the CCYA and may vary from statewide data which include both CCYA and OCFY Regional Office investigations.



▲ NOTE: Regional investigations which occurred in the county are included in these totals.

SUBSTANTIATED REPORTS BY SEX OF VICTIM

FEMALE

12

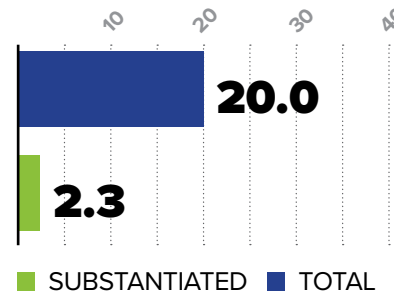
66.7%

MALE

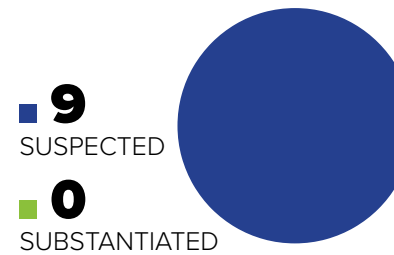
6

33.3%

CHILD ABUSE REPORTS PER 1,000 CHILDREN



CASES OF REPEAT ABUSE SUBSTANTIATED REPORTS



\$929,150

EXPENDITURES CHILD ABUSE INVESTIGATIONS AND GENERAL PROTECTIVE SERVICES ASSESSMENTS



2021 SUBSTANTIATED FATALITIES

1/58 MALE 0 FEMALE 1

2021 SUBSTANTIATED NEAR FATALITIES

1/136 MALE 1 FEMALE 0

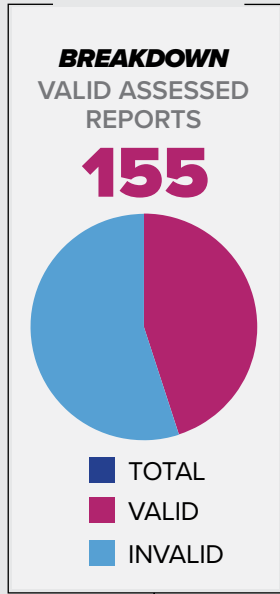
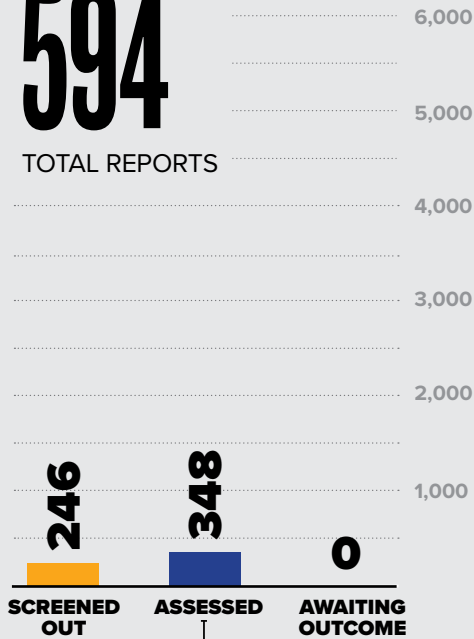


NOTE: A report may have more than one concern for each report; therefore, the total number of concerns will be greater than the total number of reports. In some reports, more than one child was assessed with valid concerns; therefore, the number of children assessed exceeds the number of valid assessed reports.

2021 REPORTS OF GENERAL PROTECTIVE SERVICES

594

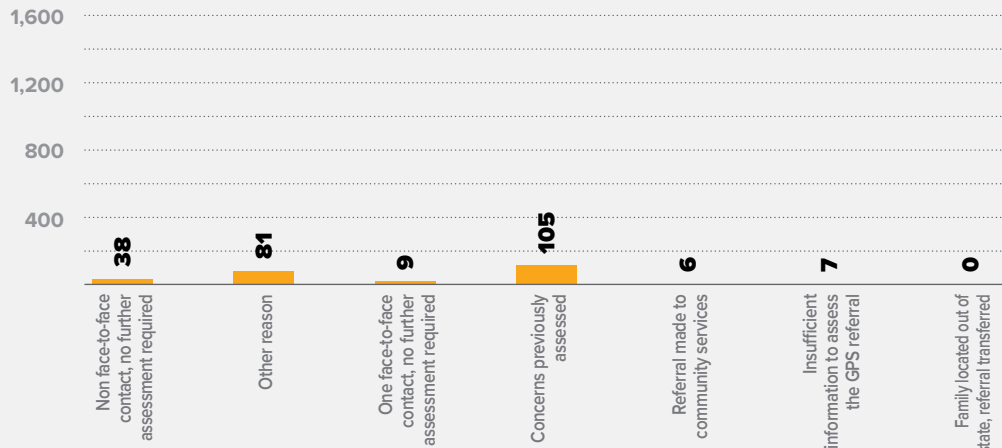
TOTAL REPORTS



NUMBER OF CHILDREN ASSESSED



BREAKDOWN REPORTS SCREENED OUT BY REASON

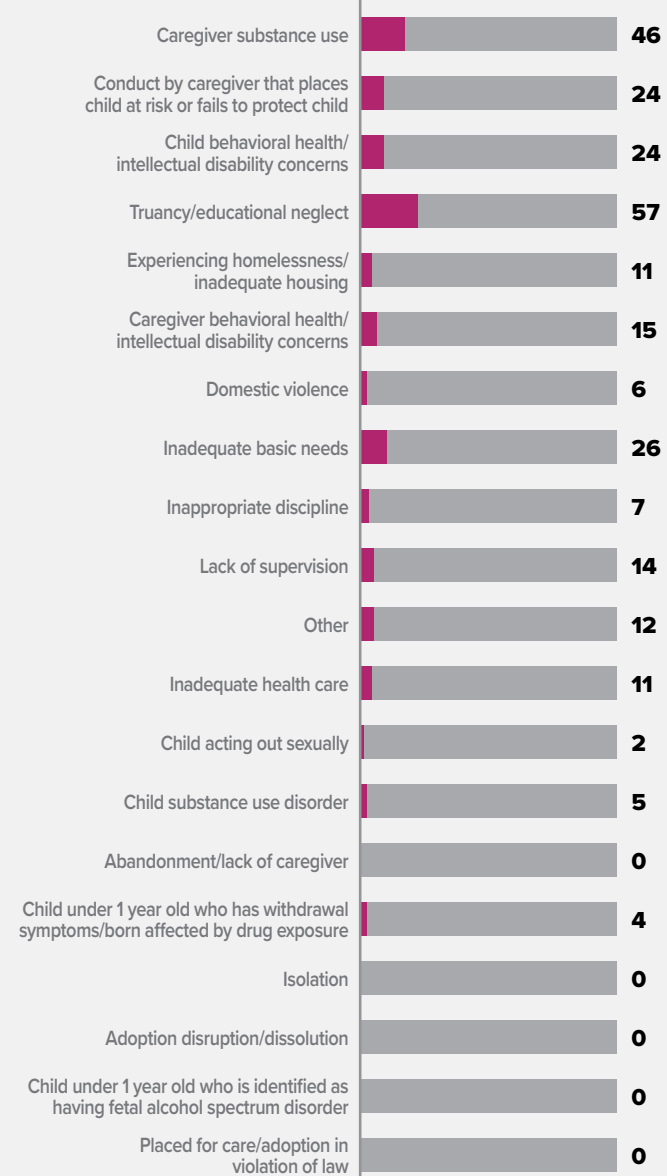


NOTE: Effective 10/3/2020, the screen out reasons were enhanced. This resulted in changes to some of the titles used for the Annual Report while other screen out reasons (*) were removed entirely.

VALID GPS CONCERNS BY TYPE

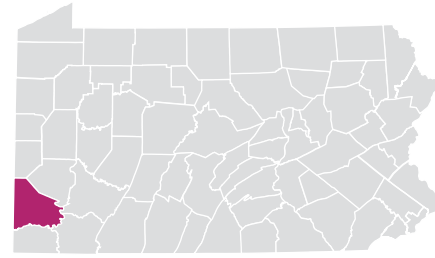
264

TOTAL CONCERNS

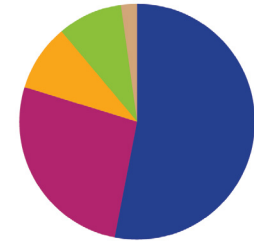


WASHINGTON COUNTY

RURAL // POPULATION • 207,081 / POPULATION UNDER 18 • 40,463



TYPES OF ALLEGATIONS SUBSTANTIATED REPORTS



45 TOTAL ALLEGATIONS

- **24** (53.3%) Sexual Abuse
- **12** (26.7%) Physical Abuse/Bodily Injury
- **4** (8.9%) Reasonable Likelihood of Bodily Injury
- **4** (8.9%) Serious Physical Neglect
- **1** (2.2%) Engaging in Per Se Acts
- **0** (0.0%) Likelihood of Sexual Abuse/Exploitation
- **0** (0.0%) Severe Form of Trafficking in Persons or Sex Trafficking
- **0** (0.0%) Serious Mental Injury
- **0** (0.0%) Munchausen Syndrome by Proxy/Medical Abuse

▲ NOTE: A report may have more than one allegation for each report; therefore, the total number of allegations will be greater than the total number of reports.

2021 REPORTS OF CHILD ABUSE

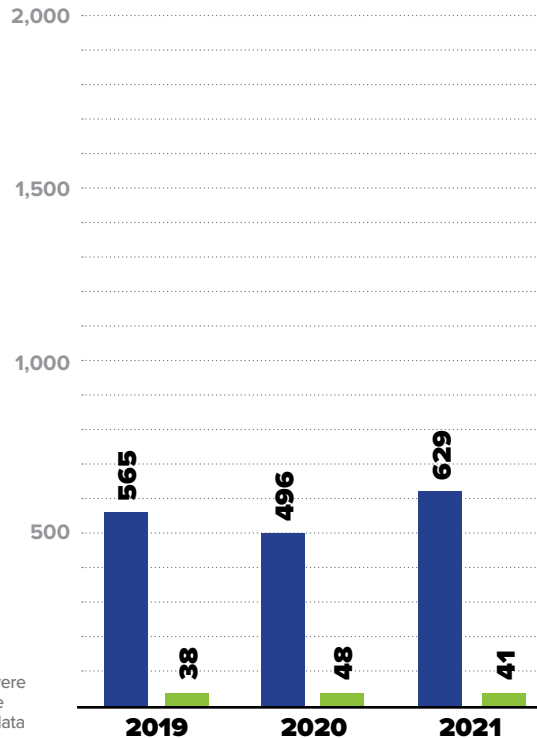
615

■ TOTAL REPORTS

40

■ SUBSTANTIATED REPORTS

▲ NOTE: CPS and GPS data reported were investigated and substantiated by the CCYA and may vary from statewide data which include both CCYA and OCFY Regional Office investigations.



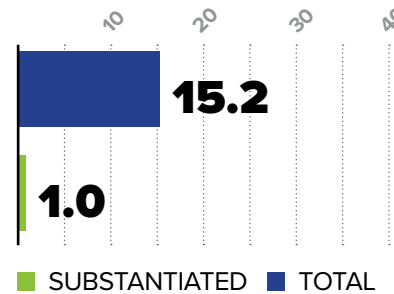
▲ NOTE: Regional investigations which occurred in the county are included in these totals.

SUBSTANTIATED REPORTS BY SEX OF VICTIM

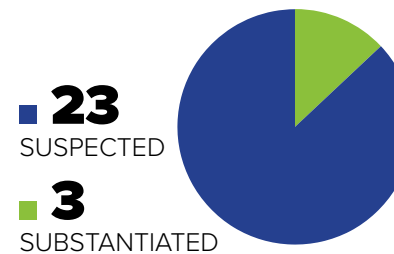
FEMALE
29
72.5%

MALE
11
27.5%

CHILD ABUSE REPORTS PER 1,000 CHILDREN



CASES OF REPEAT ABUSE SUBSTANTIATED REPORTS



\$4,850,961

EXPENDITURES CHILD ABUSE INVESTIGATIONS AND GENERAL PROTECTIVE SERVICES ASSESSMENTS



2021 SUBSTANTIATED FATALITIES

1/58 MALE 1 FEMALE 0

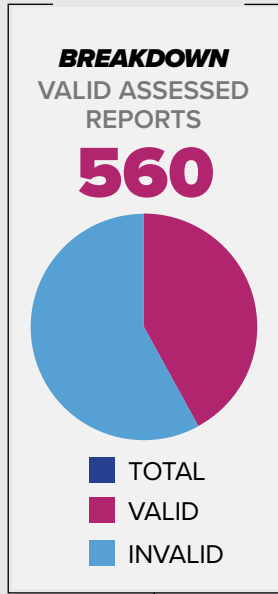
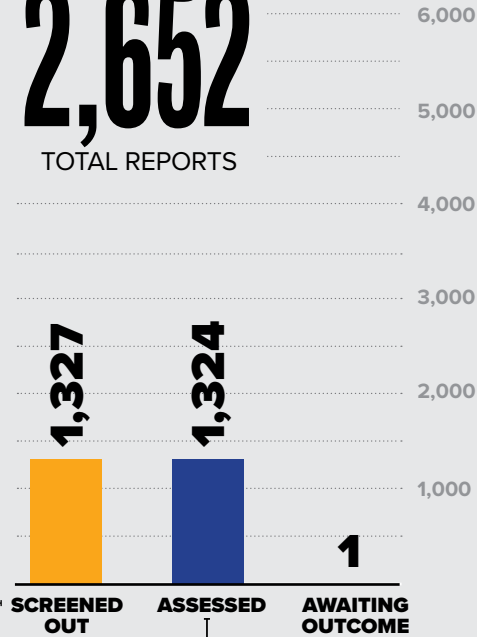
2021 SUBSTANTIATED NEAR FATALITIES

1/136 MALE 0 FEMALE 1

2021 REPORTS OF GENERAL PROTECTIVE SERVICES

2,652

TOTAL REPORTS



NUMBER OF CHILDREN ASSESSED

1,999
TOTAL

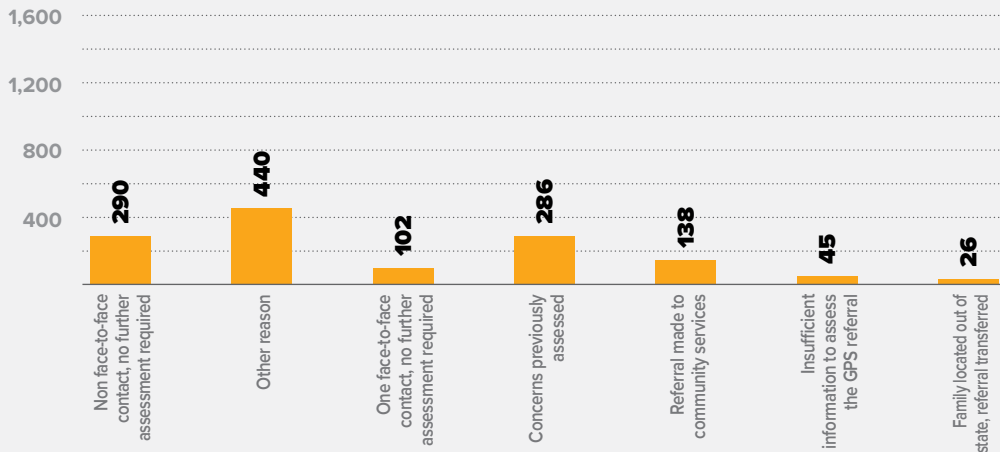
798
VALID

CHILDREN ASSESSED PER 1,000 CHILDREN

49.4
TOTAL

19.7
VALID

BREAKDOWN REPORTS SCREENED OUT BY REASON

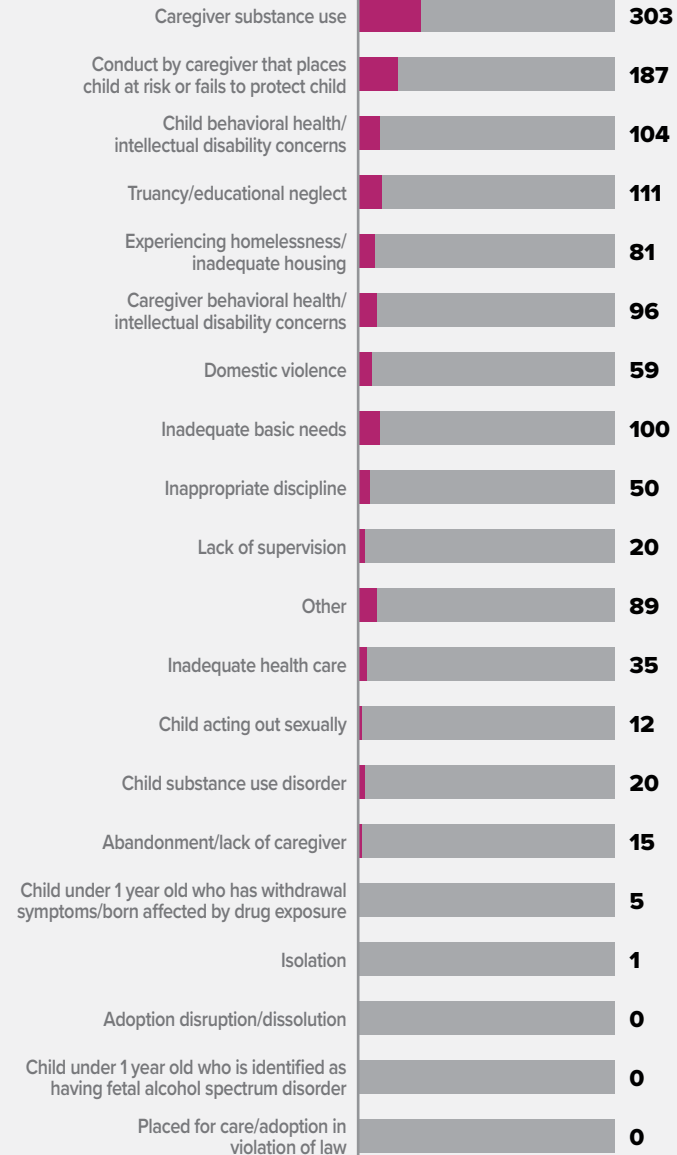


NOTE: Effective 10/3/2020, the screen out reasons were enhanced. This resulted in changes to some of the titles used for the Annual Report while other screen out reasons (*) were removed entirely.

VALID GPS CONCERNS BY TYPE

1,288

TOTAL CONCERNS

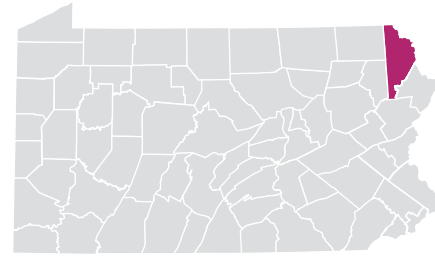


WASHINGTON COUNTY

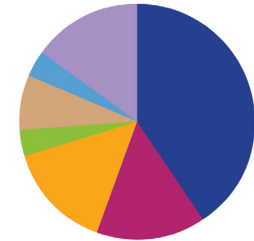
NOTE: A report may have more than one concern for each report; therefore, the total number of concerns will be greater than the total number of reports. In some reports, more than one child was assessed with valid concerns; therefore, the number of children assessed exceeds the number of valid assessed reports.

WAYNE COUNTY

RURAL // POPULATION • 51,268 / POPULATION UNDER 18 • 8,503



TYPES OF ALLEGATIONS SUBSTANTIATED REPORTS



27 TOTAL ALLEGATIONS

- **11** (40.7%) Sexual Abuse
- **4** (14.8%) Physical Abuse/Bodily Injury
- **4** (14.8%) Reasonable Likelihood of Bodily Injury
- **1** (3.7%) Serious Physical Neglect
- **2** (7.4%) Engaging in Per Se Acts
- **1** (3.7%) Likelihood of Sexual Abuse/Exploitation
- **0** (0.0%) Severe Form of Trafficking in Persons or Sex Trafficking
- **4** (14.8%) Serious Mental Injury
- **0** (0.0%) Munchausen Syndrome by Proxy/Medical Abuse

▲ NOTE: A report may have more than one allegation for each report; therefore, the total number of allegations will be greater than the total number of reports.

2021 REPORTS OF CHILD ABUSE

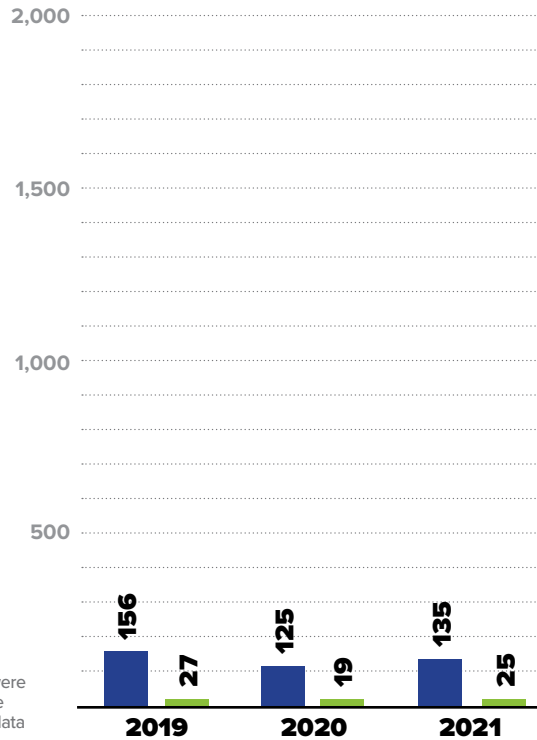
135

■ TOTAL REPORTS

25

■ SUBSTANTIATED REPORTS

▲ NOTE: CPS and GPS data reported were investigated and substantiated by the CCYA and may vary from statewide data which include both CCYA and OCYF Regional Office investigations.



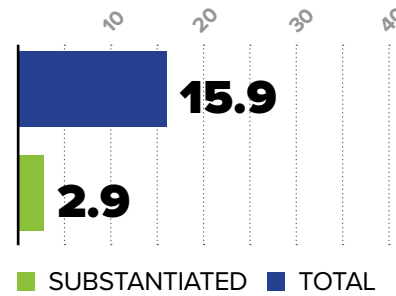
▲ NOTE: Regional investigations which occurred in the county are included in these totals.

SUBSTANTIATED REPORTS BY SEX OF VICTIM

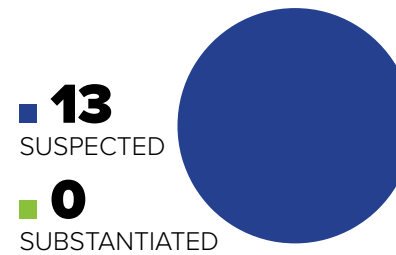
FEMALE
18
72.0%

MALE
7
28.0%

CHILD ABUSE REPORTS PER 1,000 CHILDREN



CASES OF REPEAT ABUSE SUBSTANTIATED REPORTS



\$1,706,176

EXPENDITURES CHILD ABUSE INVESTIGATIONS AND GENERAL PROTECTIVE SERVICES ASSESSMENTS



2021 SUBSTANTIATED FATALITIES

0/58 MALE FEMALE

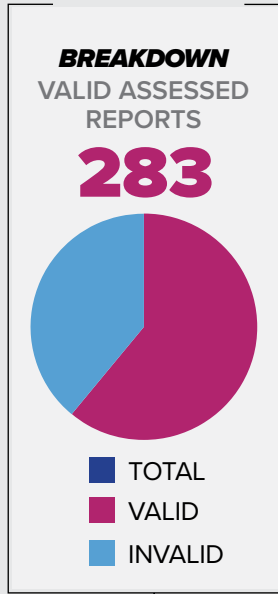
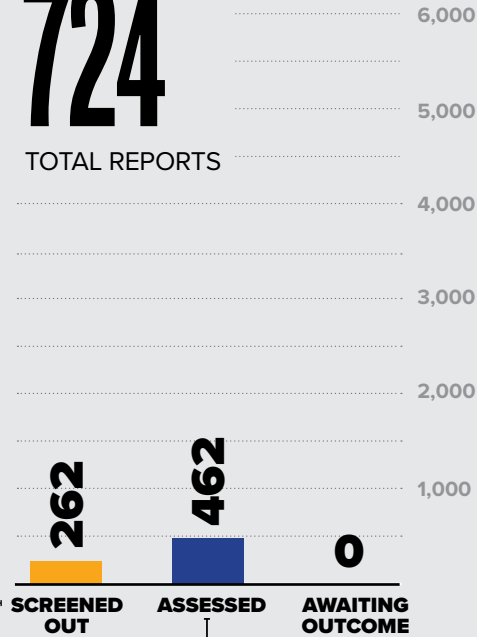
2021 SUBSTANTIATED NEAR FATALITIES

0/136 MALE FEMALE

2021 REPORTS OF GENERAL PROTECTIVE SERVICES

724

TOTAL REPORTS



NUMBER OF CHILDREN ASSESSED



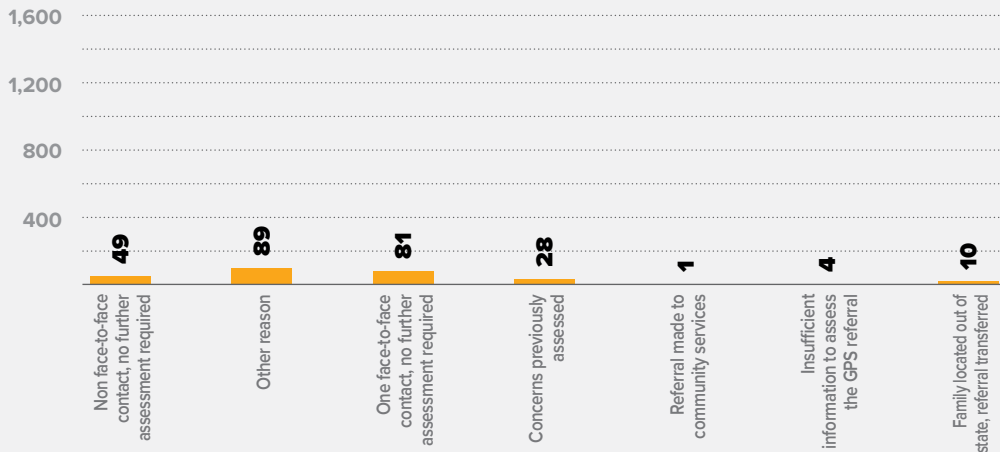
VALID GPS CONCERNS BY TYPE

623

TOTAL CONCERNS



BREAKDOWN REPORTS SCREENED OUT BY REASON



NOTE: Effective 10/3/2020, the screen out reasons were enhanced. This resulted in changes to some of the titles used for the Annual Report while other screen out reasons (*) were removed entirely.

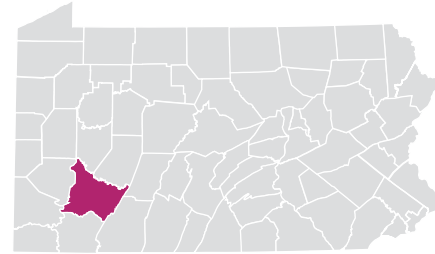


WAYNE COUNTY

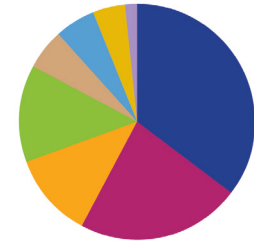
NOTE: A report may have more than one concern for each report; therefore, the total number of concerns will be greater than the total number of reports. In some reports, more than one child was assessed with valid concerns; therefore, the number of children assessed exceeds the number of valid assessed reports.

WESTMORELAND COUNTY

URBAN // POPULATION • 350,722 / POPULATION UNDER 18 • 64,297



TYPES OF ALLEGATIONS SUBSTANTIATED REPORTS



200 TOTAL ALLEGATIONS

- 71** (35.5%) Sexual Abuse
- 45** (22.5%) Physical Abuse/Bodily Injury
- 23** (11.5%) Reasonable Likelihood of Bodily Injury
- 27** (13.5%) Serious Physical Neglect
- 11** (5.5%) Engaging in Per Se Acts
- 11** (5.5%) Likelihood of Sexual Abuse/Exploitation
- 9** (4.5%) Severe Form of Trafficking in Persons or Sex Trafficking
- 3** (1.5%) Serious Mental Injury
- 0** (0.0%) Munchausen Syndrome by Proxy/Medical Abuse

▲ NOTE: A report may have more than one allegation for each report; therefore, the total number of allegations will be greater than the total number of reports.

2021 REPORTS OF CHILD ABUSE

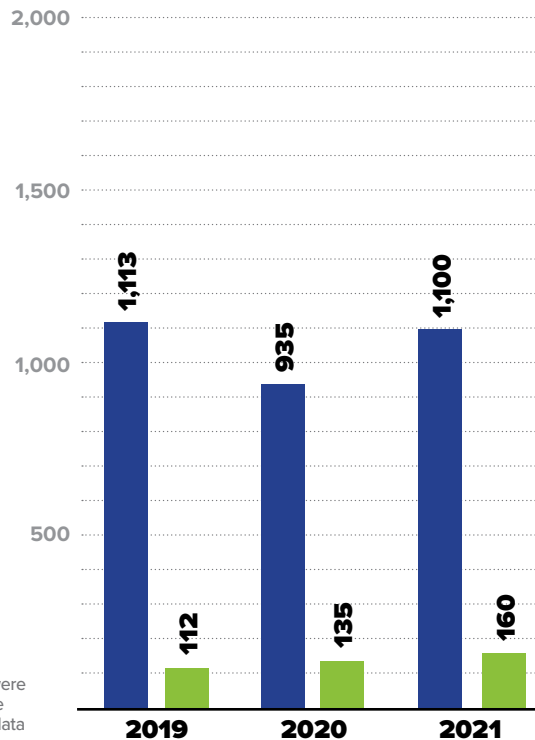
1,060

■ TOTAL REPORTS

160

■ SUBSTANTIATED REPORTS

▲ NOTE: CPS and GPS data reported were investigated and substantiated by the CCYA and may vary from statewide data which include both CCYA and OCYF Regional Office investigations.



▲ NOTE: Regional investigations which occurred in the county are included in these totals.

SUBSTANTIATED REPORTS BY SEX OF VICTIM

FEMALE

110

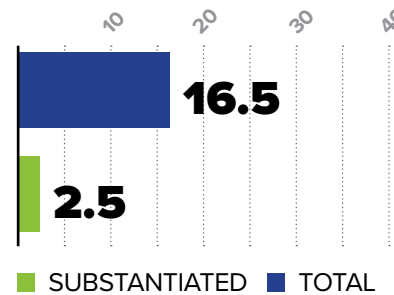
68.8%

MALE

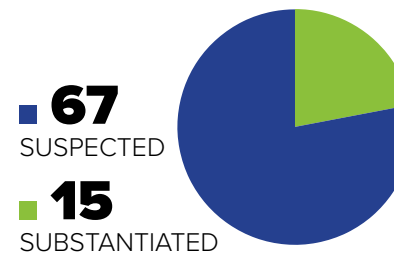
50

31.3%

CHILD ABUSE REPORTS PER 1,000 CHILDREN




CASES OF REPEAT ABUSE SUBSTANTIATED REPORTS



\$5,216,366

EXPENDITURES CHILD ABUSE INVESTIGATIONS AND GENERAL PROTECTIVE SERVICES ASSESSMENTS



2021 SUBSTANTIATED FATALITIES

0/58 MALE 0 FEMALE 0

2021 SUBSTANTIATED NEAR FATALITIES

3/136 MALE 2 FEMALE 1

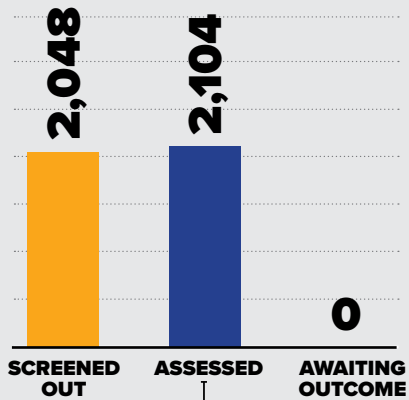


NOTE: A report may have more than one concern for each report; therefore, the total number of concerns will be greater than the total number of reports. In some reports, more than one child was assessed with valid concerns; therefore, the number of children assessed exceeds the number of valid assessed reports.

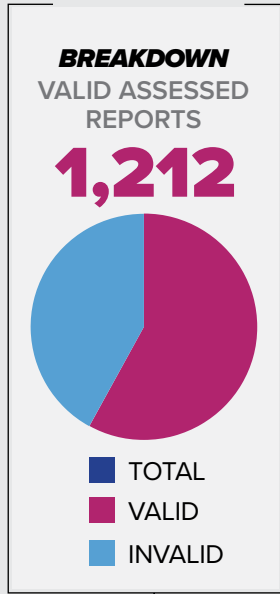
2021 REPORTS OF GENERAL PROTECTIVE SERVICES

4,152

TOTAL REPORTS



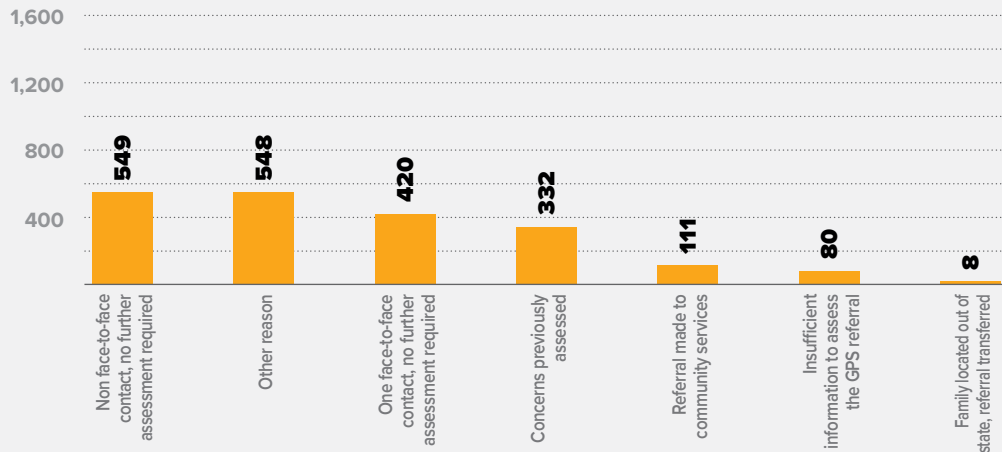
6,000
5,000
4,000
3,000
2,000
1,000



NUMBER OF CHILDREN ASSESSED



BREAKDOWN REPORTS SCREENED OUT BY REASON



NOTE: Effective 10/3/2020, the screen out reasons were enhanced. This resulted in changes to some of the titles used for the Annual Report while other screen out reasons (*) were removed entirely.

VALID GPS CONCERNS BY TYPE

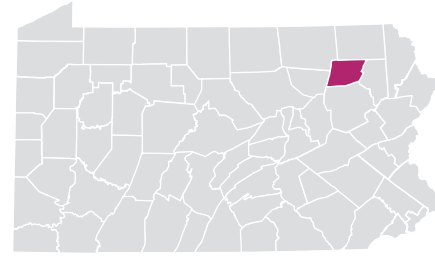
2,796

TOTAL CONCERNS

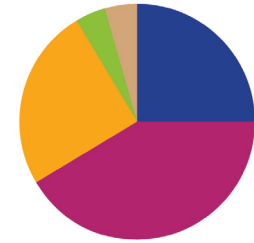


WYOMING COUNTY

RURAL // POPULATION • 27,078 / POPULATION UNDER 18 • 5,295



TYPES OF ALLEGATIONS SUBSTANTIATED REPORTS



24 TOTAL ALLEGATIONS

- **6** (25.0%) Sexual Abuse
- **10** (41.7%) Physical Abuse/Bodily Injury
- **6** (25.0%) Reasonable Likelihood of Bodily Injury
- **1** (4.2%) Serious Physical Neglect
- **1** (4.2%) Engaging in Per Se Acts
- **0** (0.0%) Likelihood of Sexual Abuse/Exploitation
- **0** (0.0%) Severe Form of Trafficking in Persons or Sex Trafficking
- **0** (0.0%) Serious Mental Injury
- **0** (0.0%) Munchausen Syndrome by Proxy/Medical Abuse

▲ NOTE: A report may have more than one allegation for each report; therefore, the total number of allegations will be greater than the total number of reports.

2021 REPORTS OF CHILD ABUSE

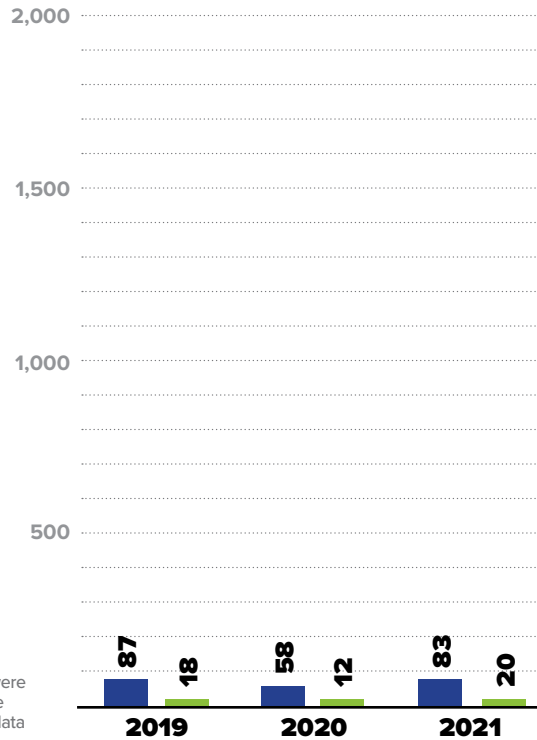
83

■ TOTAL REPORTS

20

■ SUBSTANTIATED REPORTS

▲ NOTE: CPS and GPS data reported were investigated and substantiated by the CCYA and may vary from statewide data which include both CCYA and OCYF Regional Office investigations.



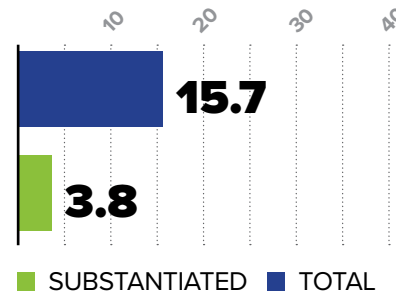
▲ NOTE: Regional investigations which occurred in the county are included in these totals.

SUBSTANTIATED REPORTS BY SEX OF VICTIM

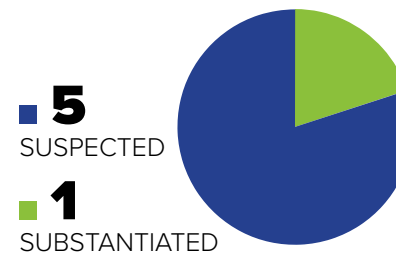
FEMALE
14
70.0%

MALE
6
30.0%

CHILD ABUSE REPORTS PER 1,000 CHILDREN



CASES OF REPEAT ABUSE SUBSTANTIATED REPORTS



\$469,259

EXPENDITURES CHILD ABUSE INVESTIGATIONS AND GENERAL PROTECTIVE SERVICES ASSESSMENTS



2021 SUBSTANTIATED FATALITIES

0/58 MALE FEMALE

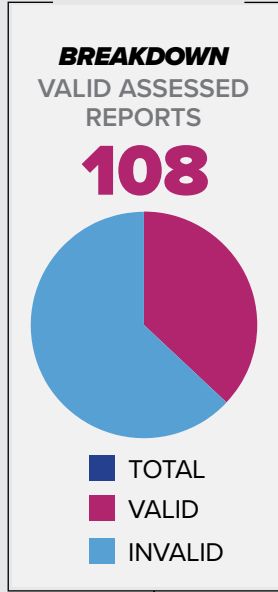
2021 SUBSTANTIATED NEAR FATALITIES

0/136 MALE FEMALE

2021 REPORTS OF GENERAL PROTECTIVE SERVICES

377

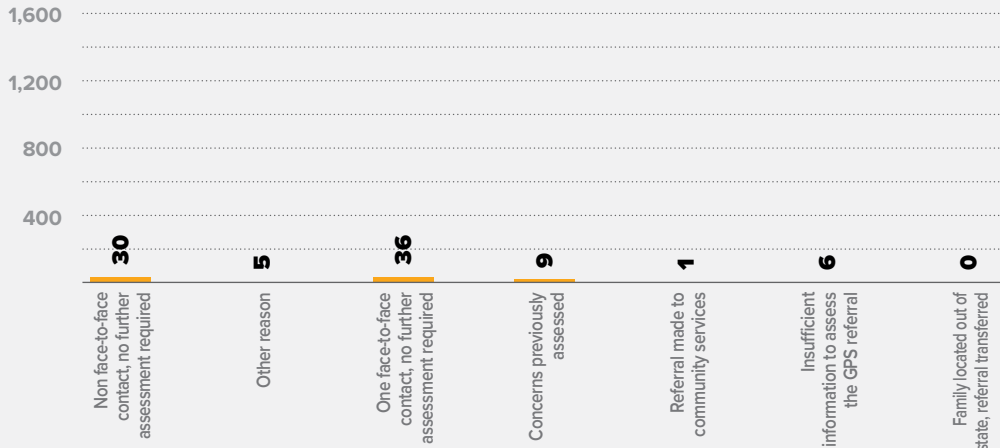
TOTAL REPORTS



NUMBER OF CHILDREN ASSESSED



BREAKDOWN REPORTS SCREENED OUT BY REASON



NOTE: Effective 10/3/2020, the screen out reasons were enhanced. This resulted in changes to some of the titles used for the Annual Report while other screen out reasons (*) were removed entirely.

VALID GPS CONCERNS BY TYPE

265

TOTAL CONCERNS

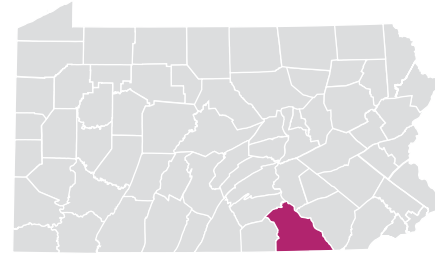


WYOMING COUNTY

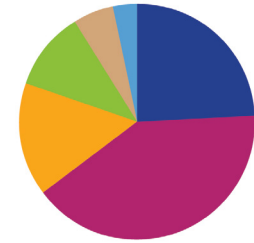
NOTE: A report may have more than one concern for each report; therefore, the total number of concerns will be greater than the total number of reports. In some reports, more than one child was assessed with valid concerns; therefore, the number of children assessed exceeds the number of valid assessed reports.

YORK COUNTY

URBAN // POPULATION • 447,628 / POPULATION UNDER 18 • 98,737



TYPES OF ALLEGATIONS SUBSTANTIATED REPORTS



193 TOTAL ALLEGATIONS

- 47** (24.4%) Sexual Abuse
- 78** (40.4%) Physical Abuse/Bodily Injury
- 30** (15.5%) Reasonable Likelihood of Bodily Injury
- 21** (10.9%) Serious Physical Neglect
- 11** (5.7%) Engaging in Per Se Acts
- 6** (3.1%) Likelihood of Sexual Abuse/Exploitation
- 0** (0.0%) Severe Form of Trafficking in Persons or Sex Trafficking
- 0** (0.0%) Serious Mental Injury
- 0** (0.0%) Munchausen Syndrome by Proxy/Medical Abuse

▲ NOTE: A report may have more than one allegation for each report; therefore, the total number of allegations will be greater than the total number of reports.

2021 REPORTS OF CHILD ABUSE

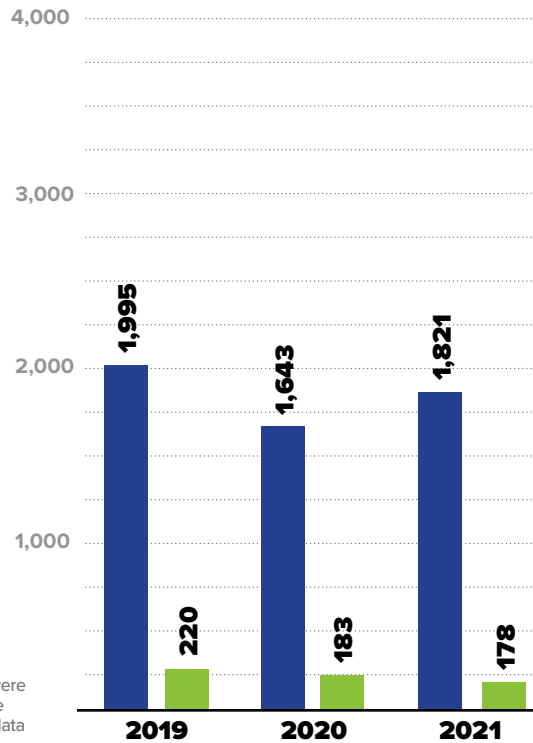
1,761

■ TOTAL REPORTS

174

■ SUBSTANTIATED REPORTS

▲ NOTE: CPS and GPS data reported were investigated and substantiated by the CCYA and may vary from statewide data which include both CCYA and OCFY Regional Office investigations.



▲ NOTE: Regional investigations which occurred in the county are included in these totals.

SUBSTANTIATED REPORTS BY SEX OF VICTIM

FEMALE

97

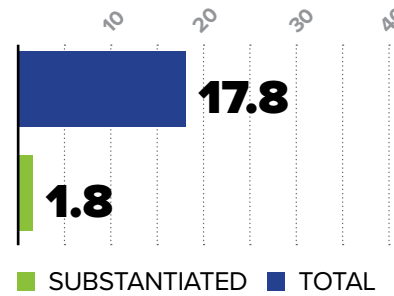
55.7%

MALE

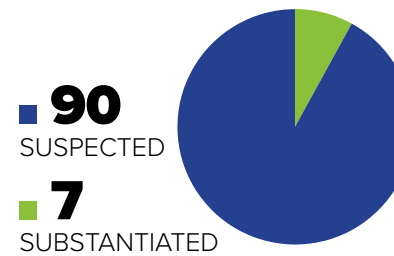
77

44.3%

CHILD ABUSE REPORTS PER 1,000 CHILDREN



CASES OF REPEAT ABUSE SUBSTANTIATED REPORTS



\$6,311,197

EXPENDITURES CHILD ABUSE INVESTIGATIONS AND GENERAL PROTECTIVE SERVICES ASSESSMENTS



2021 SUBSTANTIATED FATALITIES

3/58 ▶ MALE **1** FEMALE **2**

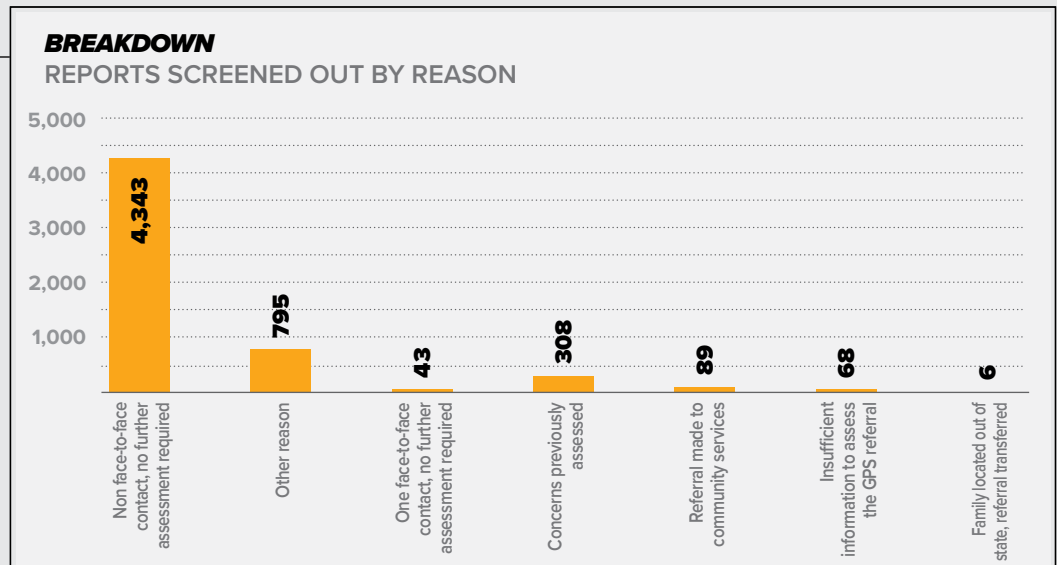
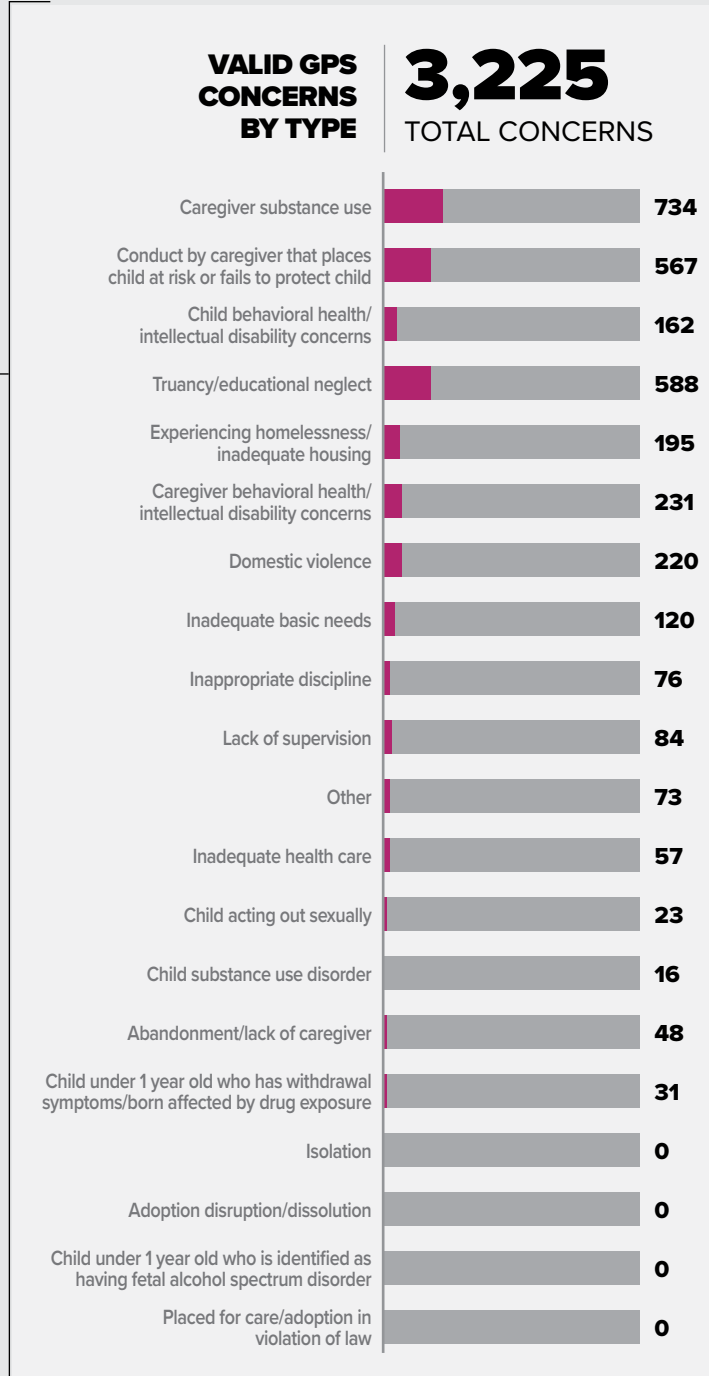
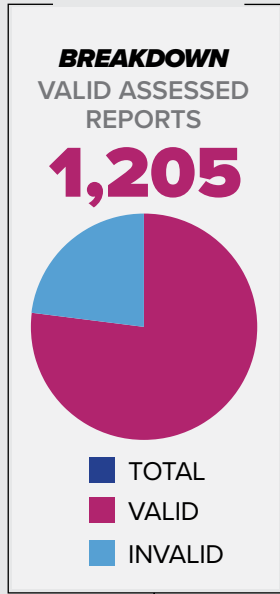
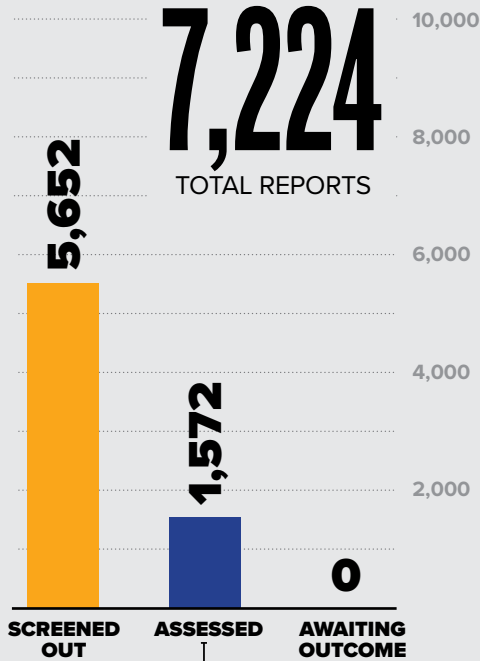
2021 SUBSTANTIATED NEAR FATALITIES

2/136 ▶ MALE **1** FEMALE **1**



NOTE: A report may have more than one concern for each report; therefore, the total number of concerns will be greater than the total number of reports. In some reports, more than one child was assessed with valid concerns; therefore, the number of children assessed exceeds the number of valid assessed reports.

2021 REPORTS OF GENERAL PROTECTIVE SERVICES



NOTE: Effective 10/3/2020, the screen out reasons were enhanced. This resulted in changes to some of the titles used for the Annual Report while other screen out reasons (*) were removed entirely.

TO REPORT
SUSPECTED CHILD ABUSE,
CALL CHILDLINE AT
1 · 800 · 932 · 0313
TDD // 1 · 866 · 872 · 1677

www.KeepKidsSafe.pa.gov

