



pennsylvania
DEPARTMENT OF HUMAN SERVICES

CHILD PROTECTIVE SERVICES

2 0 2 2 | A N N U A L | **R E P O R T**

Table of Contents

3	WELCOME LETTER
4	INTRODUCTION
4	LEGISLATIVE AND POLICY UPDATES
6	STATEWIDE CHILD ABUSE
10	CHILD ABUSE REPORTS BY INVESTIGATING AGENCY
11	SUBSTANTIATED CHILD ABUSE REPORTS
13	CHILD ABUSE FATALITY AND NEAR FATALITY REVIEW AND ANALYSIS
17	OCYF REGIONAL OFFICE INVESTIGATIONS
21	CHILD ABUSE IN CHILD CARE SETTINGS
23	CHILD CARE DEVELOPMENT FUND REPORTING
24	RACE/ETHNICITY METRICS
25	HEARINGS AND APPEALS
26	CLEARANCES FOR EMPLOYEES AND VOLUNTEERS
28	FEDERAL BUREAU OF INVESTIGATION RECORDS REQUESTS
29	STATEWIDE GENERAL PROTECTIVE SERVICES
32	VALID GENERAL PROTECTIVE SERVICE REPORTS BY COUNTY
33	CHILDLINE
34	FUNDING AND EXPENDITURES FOR CHILD WELFARE SERVICES
35	SAFE HAVEN OF PENNSYLVANIA
36	FEDERAL CHILD ABUSE PREVENTION AND TREATMENT ACT
38	COUNTIES BY THE NUMBERS

County-by-county analysis

39	ADAMS	107	LACKAWANNA
41	ALLEGHENY	109	LANCASTER
43	ARMSTRONG	111	LAWRENCE
45	BEAVER	113	LEBANON
47	BEDFORD	115	LEHIGH
49	BERKS	117	LUZERNE
51	BLAIR	119	LYCOMING
53	BRADFORD	121	MCKEAN
55	BUCKS	123	MERCER
57	BUTLER	125	MIFFLIN
59	CAMBRIA	127	MONROE
61	CAMERON	129	MONTGOMERY
63	CARBON	131	MONTOUR
65	CENTRE	133	NORTHAMPTON
67	CHESTER	135	NORTHUMBERLAND
69	CLARION	137	PERRY
71	CLEARFIELD	139	PHILADELPHIA
73	CLINTON	141	PIKE
75	COLUMBIA	143	POTTER
77	CRAWFORD	145	SCHUYLKILL
79	CUMBERLAND	147	SNYDER
81	DAUPHIN	149	SOMERSET
83	DELAWARE	151	SULLIVAN
85	ELK	153	SUSQUEHANNA
87	ERIE	155	TIOGA
89	FAYETTE	157	UNION
91	FOREST	159	VENANGO
93	FRANKLIN	161	WARREN
95	FULTON	163	WASHINGTON
97	GREENE	165	WAYNE
99	HUNTINGDON	167	WESTMORELAND
101	INDIANA	169	WYOMING
103	JEFFERSON	171	YORK
105	JUNIATA		

MAY 2023

PROTECTING PENNSYLVANIA'S CHILDREN and ensuring their wellbeing is a core responsibility of government, and as parents and leaders, we both recognize our fundamental obligation to give every child the opportunity to grow up in a safe, healthy environment. The Shapiro Administration as a whole, and especially the Department of Human Services (DHS), is committed to that mission.

DHS works every day with key partners across the commonwealth to protect children and support families, serving as the voice for those who cannot speak for themselves. Pennsylvania's children are counting on us, and we owe it to them to build and maintain a proactive system of care that protects them and gives them the opportunities to thrive.

This annual report provides a picture of the challenges we face in eradicating child abuse. Much like other crises touching our commonwealth, this issue knows no boundaries of economic status, race, or gender; child abuse affects children from all demographics.

But protecting our children cannot solely be the task of one agency or office – we must work across departments and disciplines, in a whole-of-government approach to prevent abuse and increase awareness of its warning signs.

Each of us plays a role in protecting our children, and only by working together can we ensure a robust network of prevention services and resources. Through the ongoing support of committed citizens, as well as community partners, we believe our shared desires for the improvement and support of Pennsylvania's children and families can be achieved.

With the understanding that involvement in the child welfare system can be a source of trauma for both children and families, the Shapiro Administration is committed to building a system that is trauma-informed, prevention-focused, and seeks to minimize disruption to children and families. This work is not possible without our dedicated team at DHS, child welfare professionals, social workers, and their support teams at our county children and youth offices. Their steadfast commitment to serving our children is admirable and every child protected is a testament to their work.

Just as it takes a community to raise a child, so too does ensuring their protection. Our administration will work across departments and across the aisle with anyone dedicated to preventing child abuse, securing a future where no child lives in fear.

Thank you for your partnership.



Josh Shapiro
GOVERNOR



Val Arkoosh, MD, MPH
DHS SECRETARY

INTRODUCTION

PENNSYLVANIA'S CHILD PROTECTIVE SERVICES LAW (CPSL)

requires the Department of Human Services (DHS) to prepare and transmit to the governor and General Assembly a yearly report on the operations of ChildLine and protective services provided by the county children and youth agencies (CCYA). Data in annual reports prior to 2016 were based on the year the status determination was received at ChildLine. Annual reports are accessible through the Keep Kids Safe website (www.KeepKidsSafe.pa.gov).

DHS presents the completed 2022 Annual Child Protective Services Report. This report focuses on presenting statewide data on child abuse in Pennsylvania, as well as providing county and region-specific information.

It is important to note that the data contained in this report is based on child abuse referrals and general protective services referrals received between January 1, 2022 and December 31, 2022.

The Keep Kids Safe website serves as the hub for information and resources impacting child protection for both professionals and the general public. This website includes information related to mandatory reporting, training on child abuse recognition, child abuse clearances and reporting, information related to clearances, the Safe Haven program, fatality and near fatality reports, and prior years' annual child abuse reports.

ONLINE CONTENT

<https://www.dhs.pa.gov/docs/Publications/Pages/Child-Abuse-Reports.aspx>

This report is available for download at the above link.

DATA EXTRACTION

All child abuse and general protective services data presented in this report was extracted on 3/27/2023 unless otherwise noted.

LEGISLATIVE AND POLICY UPDATES

ACT 18 of 2020

As a result of the COVID-19 pandemic, Governor Tom Wolf signed Act 18 of 2020 on May 8, 2020 amending the Child Protective Services Law (CPSL; Title 23 Pa.C.S., Chapter 63). This Act (now expired) allowed for individuals who are required to get their FBI Criminal History Background Checks as found in Section 6344 of the CPSL, additional time to meet this requirement. The reason the Applicant was unable to obtain the FBI Criminal History Background Check had to be a COVID-19 pandemic-related reason. Individuals had until December 31, 2020 to obtain a copy of their fingerprint-based background check at an approved location.

Please note: The fingerprinting requirement for new school employees as governed by the Pennsylvania Public School Code did not change.

OCYF BULLETIN 3490-20-08

STATEWIDE GENERAL PROTECTIVE SERVICES (GPS) REFERRALS

Bulletin 3490-20-08 was issued on September 11, 2020 and went into effect on October 03, 2020, adding requirements which impact data provided in this report on General Protective Services (GPS) Referrals. The purpose of the bulletin is to establish and transmit requirements related to a statewide policy regarding referrals that may be designated as GPS reports, response times for GPS report assessments, and screen out protocols. While the bulletin primarily impacts County Children and Youth Agencies, the following clarifications within the bulletin also impacts the Office of

CONTINUES ON PAGE 5

CONTINUED FROM PAGE 4

Children, Youth, and Families' (OCYF) Child Welfare Information System (CWIS) and ChildLine, and therefore also impacts the Annual Child Protective Services Report:

- Adjustments were made to the GPS Subcategories and their respective definitions;
- Changes were made to the acceptable GPS report screen out reasons which could be submitted to the State CWIS by the County Children and Youth Agencies;
- A new referral type of 'Courtesy Visit/Home Study' was added to the system. This referral type is applied to reports which did not contain specific child welfare concerns, but instead addressed the need for a Courtesy Visit or Home Study. These reports were previously captured by ChildLine as GPS referrals, in light of there not being a more appropriate referral type available in the system; and
- Prior to the effective date of the bulletin, ChildLine had been capturing referrals that did not allege concerns meeting the GPS threshold defined in the bulletin (and also did not contain allegations appropriately classified as any other referral type) as GPS reports. This bulletin allows ChildLine to classify a referral as an 'Information Only' referral when a report contains no allegations meeting the GPS threshold, when there is also no reported risk or potential risk to the safety of a child, and when the information reported does not indicate the family may need assistance in obtaining services due to general well-being concerns. A new subcategory of 'Information Only' referrals, entitled 'No allegation(s) meeting GPS thresholds' was added to the system to distinguish these Information Only type referrals, and changes were made to allow ChildLine to transmit these referrals to the County Children and Youth Agencies.

While minor changes to the GPS portion of the 2020 Annual Child Protective Services Report were observable, OCYF had noted that the impacts of this bulletin would be fully realized in the 2021 Annual Child Protective Services Report (the first full calendar year following implementation). Changes impacted by the bulletin will be footnoted as such in that section.

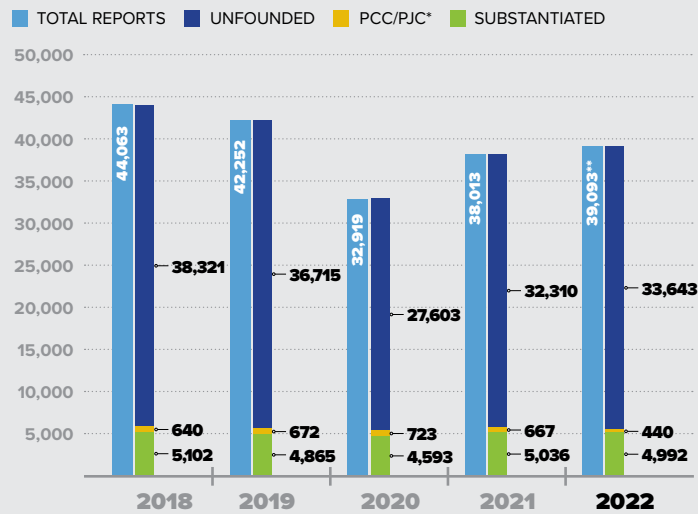


STATEWIDE CHILD ABUSE

STATE POPULATION • 12,970,650 // POPULATION UNDER 18 • 2,704,482

NOTE: U.S. Census Bureau, 2017-2021 American Community Survey 5-Year Estimates, extracted 01/10/23

2022 REPORTS OF CHILD ABUSE



EXECUTIVE SUMMARY

- There were a total of 39,093 reports of suspected child abuse received in 2022, as opposed to 38,013 reports received in 2021. This increase was anticipated, as OCYF has been observing these increases following the significant decrease in the total suspected reports attributed to the COVID-19 pandemic, and the reduced contact between children and mandated reporters during that time. These totals still remain lower than in the year prior to the pandemic.
- The percent of reports of suspected child abuse that were substantiated decreased from 13.2% in 2021 to 12.8% in 2022.
- Statewide substantiated reports of child abuse decreased from 1.9 per thousand children in 2021 to 1.8 per thousand children in 2022.
- Sexual abuse remains the leading category of substantiated abuse, followed by physical abuse.
- Parents continue to be the persons most responsible for abuse of their children.

TOTAL REPORTS

PER 1,000 CHILDREN
14.5 IN 2022
14.3 IN 2021

SUBSTANTIATED REPORTS

PER 1,000 CHILDREN
1.8 IN 2022
1.9 IN 2021

BY SEX OF VICTIM
3,107 FEMALE (62.2%)
1,885 MALE (37.8%)

2022 FATALITIES

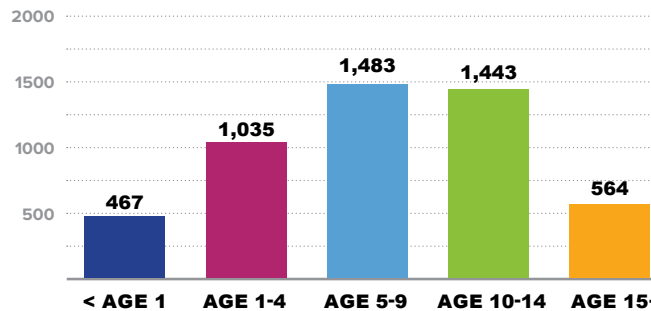
60

2022 NEAR FATALITIES

138

VICTIM AGE

SUBSTANTIATED REPORTS



CHILD PROTECTIVE SERVICES

(CPS) reports are those that allege a child might have been a victim of child abuse. Reports alleging that a child under 18 years of age may have been abused are accepted for investigation when reported prior to the victim's 20th birthday.

These reports are made by mandated and permissive reporters. Mandated reporters are adults who work or volunteer with children and youth and are required to report suspected child abuse if they have reasonable cause to suspect that child abuse has occurred under any of the following circumstances:

- The mandated reporter comes into contact with the child in the course of employment, occupation and practice of a profession, or through a regularly scheduled program, activity or service;
- The mandated reporter is directly responsible for the care, supervision, guidance or training of the child, or is affiliated with an agency, institution, organization, school, regularly established church or religious organization, or other entity that is directly responsible for the care, supervision, guidance, or training of the child;

CONTINUES ON PAGE 7



NOTE: Total and Substantiated Reports for 2018 were extracted on 3/23/19. Data for 2019 was extracted on 3/23/20. Data for 2020 was extracted on 03/22/21. Data for 2021 was extracted 03/21/22. Date for 2022 was extracted 03/27/23. Outcomes are reported by the CCYA or OCYF Regional Office at the conclusion of the investigation and are subject to change based on appeal or court outcome.



2022 CHILD ABUSE REPORTS INVESTIGATED

WITHIN 30 AND 60 DAYS

16,100

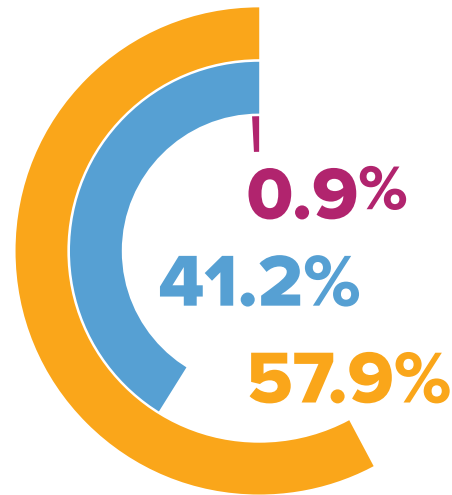
INVESTIGATIONS
WITHIN 0-30 DAYS

22,635

INVESTIGATIONS
WITHIN 31-60 DAYS

358

INVESTIGATIONS
OVER 60 DAYS



CONTINUED FROM PAGE 6

- A person makes a specific disclosure to the mandated reporter that an identifiable child is the victim of child abuse; or
- An individual 14 years of age or older makes a specific disclosure to the mandated reporter that the individual has committed child abuse.

Visit www.KeepKidsSafe.pa.gov for a complete list of mandated reporters and assistance on how to make a report.

Persons who are not mandated to report are considered permissive reporters. Permissive reporters may make a referral of suspected child abuse by calling ChildLine. Anyone who has reasonable cause to suspect child abuse is encouraged to make a report.

INVESTIGATIONS

Upon receipt of a report of suspected child abuse, the CCYA immediately begins an investigation and ensures safety of the child and any other children living in the home. The CCYA is required to see the child within the following time frames:

- Immediately, if:
 - › Emergency protective custody is required, has been or will be taken; or
 - › It cannot be determined from the report whether emergency protective custody is needed.
- Within 24 hours, if the CCYA has assured the immediate safety of the child, i.e. the child will have no contact with the alleged perpetrator.

The CCYA investigates reports of suspected child abuse when the alleged perpetrator meets the definition under the CPSL. Suspected child abuse can be caused by the alleged perpetrator by acts either he or she committed (commission) or by failing to prevent abuse (omission). The CPSL defines perpetrators of commission as:

- A parent of the child;
- A spouse or former spouse of the child's parent;
- A paramour or former paramour of the child's parent;
- A person 14 years of age or older and responsible for the child's welfare or having direct contact with children as an employee of child care services, a school or through a program, activity or service;
- An individual 14 years of age or older who resides in the same home as the child;
- An individual 18 years of age or older who does not reside in the same home as the child, but is related within the third degree of consanguinity or affinity by birth or adoption to the child; or
- An individual 18 years of age or older who engages a child in severe forms of trafficking in persons or sex trafficking, as those terms are defined

under Section 103 of the Trafficking Victims Protection Act of 2000 (114 Stat. 1466, 22 U.S.C. § 7102).

The following individuals may be considered a perpetrator for failing to act:

- A parent of the child;
- A spouse or former spouse of the child's parent;
- A paramour or former paramour of the child's parent;
- A person 18 years of age or older and responsible for the child's welfare; or
- A person 18 years of age or older who resides in the same home as the child.

Relationships of perpetrators described in this report further define how the perpetrator was connected to the child. Reports may have more than one allegation of abuse by a perpetrator against a child victim. Because some children are victims of more than one type of abuse, the chart [[pg. 11](#)] illustrating the types of allegations will be a greater number than the number of children who were victims of child abuse.

If the alleged perpetrator does not fit the CPSL definition, the report is referred to law enforcement officials for investigation. Reports are also referred to law enforcement officials for a joint


CONTINUES ON PAGE 8





STATEWIDE CHILD PROTECTIVE SERVICES

SOURCES OF CHILD ABUSE REPORTS



40,391

TOTAL REPORTERS

33,447

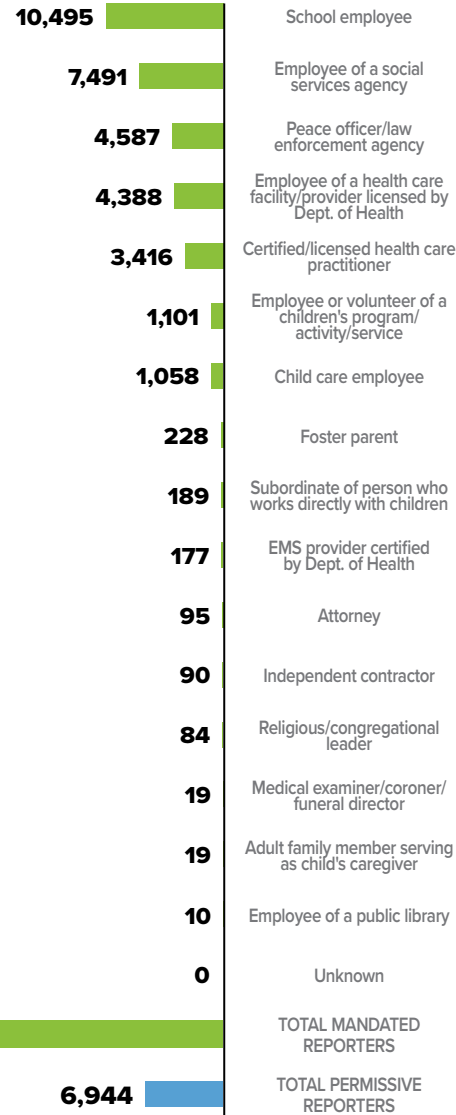
MANDATED REPORTERS

6,944

PERMISSIVE REPORTERS

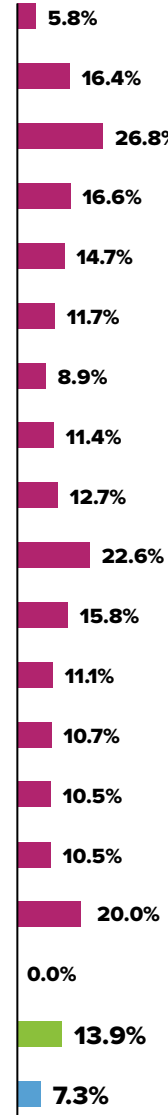
BREAKDOWN

TOTAL MANDATED REPORTERS BY REPORTER TYPE



BREAKDOWN

PERCENT OF REPORTS SUBSTANTIATED BY REPORTER TYPE



CONTINUED FROM PAGE 7

multidisciplinary team investigation with the CCYA and a health care professional when there are child abuse allegations that also include certain criminal offenses such as aggravated assault, kidnapping, sexual abuse, sex trafficking, or serious bodily injury by any perpetrator.

A child abuse investigation must determine within 30 days whether the report is:

- **FOUNDED** – there is court action including:
 - › A judicial adjudication that the child was abused;
 - › Acceptance into an accelerated rehabilitative disposition program;
 - › Consent decree entered in a juvenile proceeding; or
 - › Granting of a final protection from abuse order.
- **INDICATED** – CCYA or OCYF Regional Office staff find substantial evidence that abuse has occurred based on medical evidence, the child protective service investigation, or an admission by the perpetrator;
- **UNFOUNDED** – the alleged abuse did not meet the definition or criteria for abuse; or
- **PENDING** – status assigned to a report when the CCYA cannot complete the investigation within 60 calendar days because criminal or juvenile court action, to include an active criminal investigation, has been initiated.

NOTES: A report may have more than one reporter; therefore, the total number of reporters will be greater than the total number of reports. Mandated reporter types reported prior to 2018 were reported using different categories.

CONTINUES ON PAGE 9



The status of indicated reports is approved by the CCYA administrator and reviewed by the CCYA solicitor.

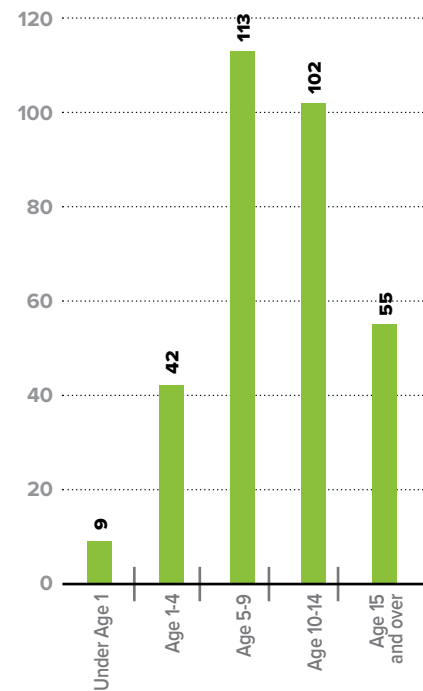
A CCYA may take up to 60 days to complete an investigation if there is a valid reason to not complete the investigation within 30 days, such as waiting on results from medical reports or other evaluations. The CCYA must document this reason in the case file.

Substantiated reports are kept on file at ChildLine until the victim's 23rd birthday. ChildLine keeps the adult perpetrator's information on file indefinitely if the name and date of birth or social security number of the perpetrator is known. Under certain circumstances, minor perpetrator's information is expunged. Unfounded reports are kept on file at ChildLine for one year from the date of the report. They must be expunged within 120 days following the one-year period. If the unfounded case is accepted for services, the report is maintained as part of the case record and is then kept on file for one year following closure of the case. The report is expunged within 120 days following the one-year period. CCYAs may maintain information regarding unfounded and substantiated reports that have been expunged in the Statewide database, for access by the county agency to assist in future risk and safety assessments and research, for an indefinite amount of time. Information that may be maintained by CCYAs regarding unfounded and substantiated reports that have been expunged in the Statewide

REPORTS OF REPEAT ABUSE SUSPECTED VS. SUBSTANTIATED



BREAKDOWN SUBSTANTIATED REPORTS OF REPEAT ABUSE BY AGE OF VICTIM



STATEWIDE CHILD PROTECTIVE SERVICES



database may not be released to the public, or used for research that may be provided to the public. In this report, “founded” and “indicated” reports of child abuse will be referred to as “substantiated” reports.

REPEAT ABUSE

ChildLine uses the statewide database to identify if a child victim on a new report has been previously identified as a victim in a substantiated report of abuse. Upon receipt of a report at ChildLine, a caseworker searches the statewide database to identify if any subject of the report — including the child’s parent, perpetrator, or the child themselves — was involved in a previous substantiated report or one that is under investigation. In addition, during the course of a current investigation, it is possible that other previously unreported incidents of child abuse are disclosed. For example, an investigation can reveal another incident of abuse that was never before disclosed by the child or the family for a number of reasons. These previously unreported incidents are registered with ChildLine and handled as separate reports. Both types of reports are reflected in the graphic depicting reports of repeat abuse.

DHS: OCYF REGIONAL OFFICES

DHS’s Office of Children, Youth and Families (OCYF) has regional offices in Philadelphia, Scranton, Harrisburg, and Pittsburgh. Regional office responsibilities include:

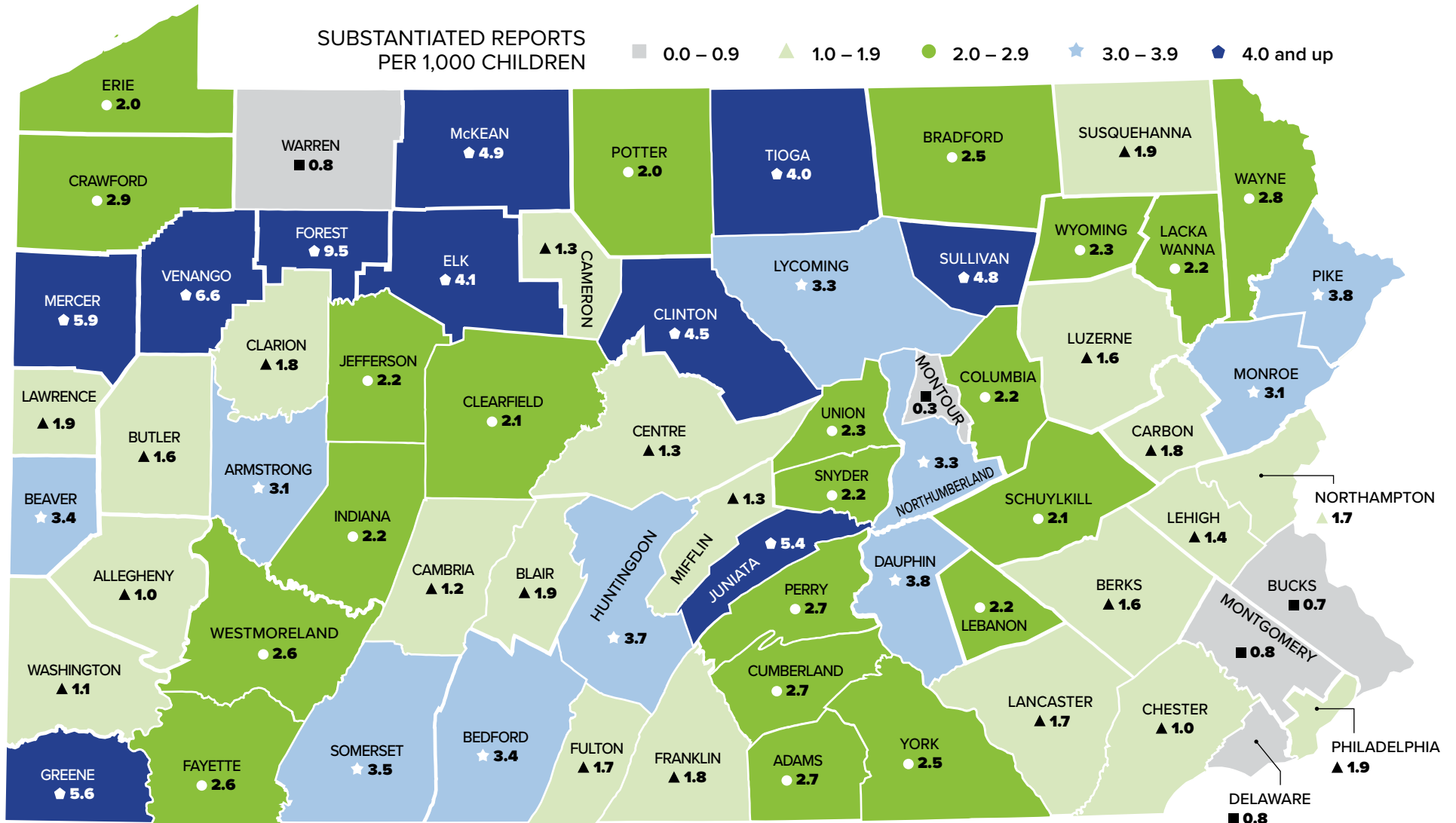
- Monitoring, licensing, and providing technical assistance to CCYAs, foster family care agencies, adoption agencies and residential and day treatment facilities;
- Investigating child abuse when the alleged perpetrator is a CCYA employee or one of its agents;
- Conducting comprehensive reviews of all child fatalities and near fatalities as a result of suspected child abuse that occur within the commonwealth;
- Monitoring CCYAs’ implementation and ongoing compliance with the CPSL;
- Ensuring regulatory compliance of agencies and facilities by investigating complaints and conducting annual inspections;
- Assisting CCYAs in the interpretation and implementation of new laws and regulations; and
- Reviewing and recommending approval of county needs-based plans and budget estimates.

When the suspected abuse has been committed by the CCYA or any of its agents or employees, the CPSL requires DHS to investigate reports of suspected child abuse due to conflict of interest. An agent of the CCYA is anyone who provides a children and youth social service for, or on behalf of, the CCYA. Agents might include resource parents, residential facility staff, and staff and volunteers at child care centers.



SUBSTANTIATED REPORTS PER 1,000 CHILDREN

■ 0.0 – 0.9 ▲ 1.0 – 1.9 ● 2.0 – 2.9 ★ 3.0 – 3.9 ◆ 4.0 and up



SUBSTANTIATED CHILD ABUSE REPORTS

This map uses the number of children with substantiated reports of child abuse for every 1,000 children in each county. This approach takes into account different population sizes and allows for counties to be examined in comparable terms. Seventy-five percent of the state population under 18 years old lives in urban counties, and conversely, one quarter live in rural counties. The average substantiated rate decreased in rural counties from 2.7 in 2021 to 2.6 in 2022, and in urban counties it increased from 1.5 in 2021 to 1.6 in 2022.

NOTE: Substantiated totals for each county combine reports investigated by the CCYAs and OCYF Regional Offices. Urban and rural county classifications are from the Center for Rural Pennsylvania (www.rural.palegislature.us/demographics_rural_urban_counties.html) and are based on population density.



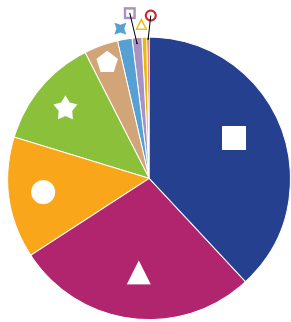


Note (applicable to Types of Allegations (far left) and Breakdown - Relationship of Perpetrator (far right)): A report can contain multiple allegation types; therefore, total allegations may exceed the number of reports.

TYPES OF ALLEGATIONS SUBSTANTIATED REPORTS

5,383

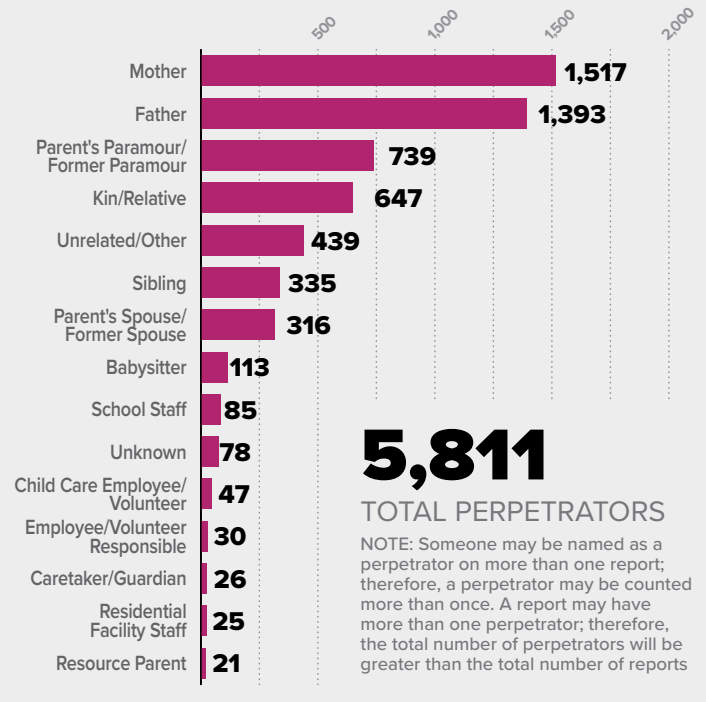
TOTAL ALLEGATIONS



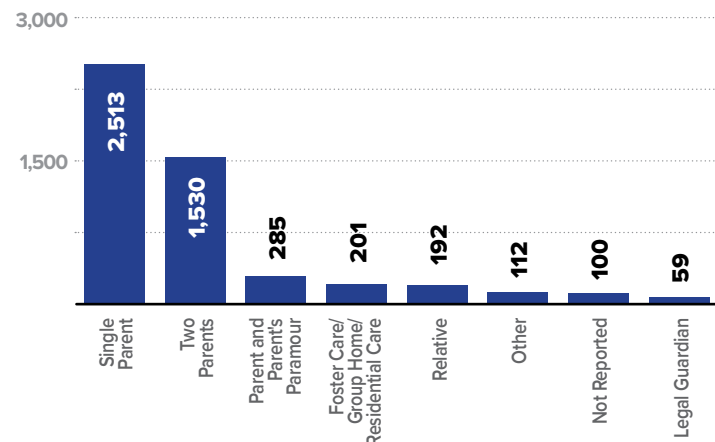
- **2,056** (38.2%)
Sexual abuse
- ▲ **1,501** (27.9%)
Physical abuse/bodily injury
- **747** (13.9%)
Reasonable likelihood of bodily injury
- ★ **677** (12.6%)
Serious physical neglect
- ◆ **213** (4.0%)
Engaging in per se acts
- ✦ **97** (1.8%)
Likelihood of sexual abuse/exploitation
- ◻ **53** (1.0%)
Serious mental injury
- △ **34** (0.6%)
Severe form of trafficking in persons or sex trafficking*
- **5** (0.1%)
Munchausen Syndrome by proxy/
medical abuse

*32 sex trafficking and 2 labor trafficking.

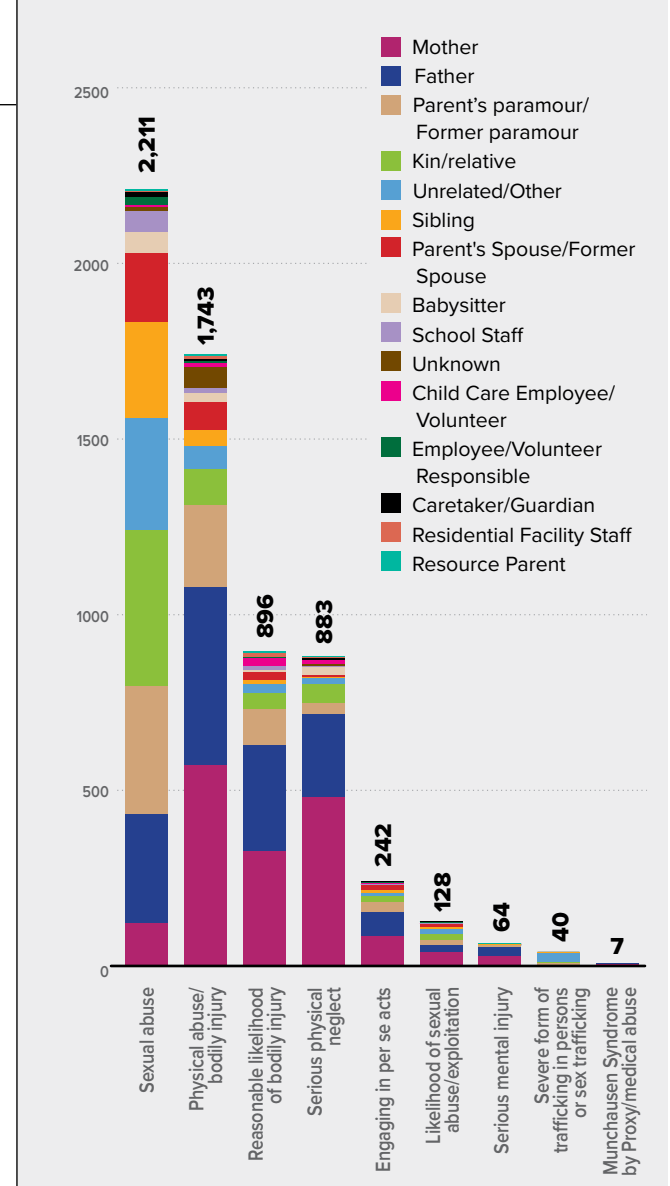
RELATIONSHIP OF PERPETRATOR SUBSTANTIATED REPORTS



VICTIMS' LIVING ARRANGEMENT AT TIME OF ABUSE SUBSTANTIATED REPORTS



BREAKDOWN RELATIONSHIP OF PERPETRATOR



DEFINITION: Per se act — The definition of child abuse also includes certain acts in which the act itself constitutes abuse without any resulting injury or condition.

CHILD ABUSE FATALITY AND NEAR FATALITY REVIEW AND ANALYSIS

THE FATALITY OR NEAR FATALITY OF A CHILD under suspicious circumstances impacts the wider community, with everyone left wondering what could have been done differently to prevent the incident from occurring. DHS is required to review circumstances surrounding cases where suspected child abuse might have occurred, which helps the community better understand what led to the fatality or near fatality, and to help initiate a discussion on how Pennsylvanians can help prevent future occurrences.

Act 33 became effective December 30, 2008 and requires that child fatalities and near fatalities where abuse is suspected be reviewed at the state and county levels. The review of child fatalities was not new to the field of child welfare, but rather codified and built upon the existing review process for fatalities to include the review of near fatalities. Act 44 of 2014 further addressed public disclosure provisions by permitting the investigating CCYA to release information to the public prior to the completion of its fatality or near fatality review team report. Act 33 of 2008 and Act 44 of 2014 increased child-serving systems' transparency and accountability related to child fatalities and near fatalities by granting public access to information related to each child fatality or near fatality when abuse is suspected.

Upon receipt of a report of suspected child abuse involving a fatality or near fatality, two types of reviews are immediately initiated:

- The first level of review occurs at the local level in accordance with an established protocol and involves the CCYA convening a team broadly representative of the community, consisting of at least six individuals who have expertise in the prevention and treatment of child abuse. County Child Abuse Fatality and Near Fatality Review Teams are required to review cases when it has been determined that abuse occurred, or when a final status determination has not been made within 30 calendar days from the date of the report to ChildLine.
- DHS is responsible for conducting the second level of review for all child fatalities and near fatalities when abuse is suspected, regardless of the status determination. This means that both substantiated and unfounded cases will be reviewed.

DHS has also convened a Statewide Child Fatality and Near Fatality Trend Analysis Team consisting of cross-system partners and external stakeholders. The team's purpose is to continuously analyze data and information gathered to determine the contributing factors and symptoms of abuse and to form recommendations for policy and practice changes at the state and local levels. The team will use the analyses to promote and support the implementation of effective prevention efforts in Pennsylvania that may prevent similar future occurrences. These reviews seek to identify areas that require systemic change in order to improve the delivery of services to children and families, and develop data-driven and research-informed recommendations, which will ultimately enhance the commonwealth's ability to protect children. In February 2019, the first Child Abuse Fatality and Near Fatality Trend Analysis Team report was released detailing the findings and recommendations for incidents reported in calendar years 2015 and 2016. The report is available at www.dhs.pa.gov/docs/OCYF/Pages/Fatality-Reports.aspx. The trend team will continue analyzing child abuse fatalities and near fatalities in subsequent years and release the findings and recommendations developed.



CHILD FATALITY AND NEAR FATALITY ANALYSIS

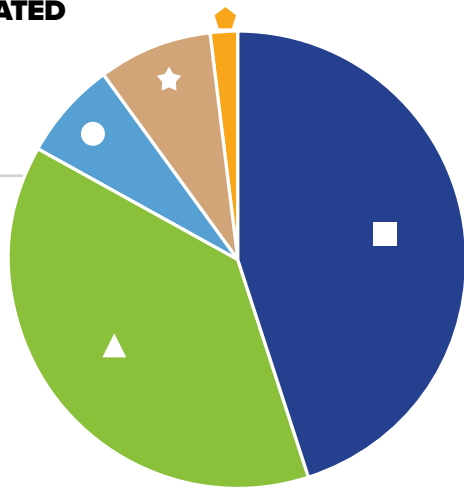
Upon completion of DHS's review, a final redacted report is posted at www.dhs.pa.gov/docs/OCYF/Pages/Fatality-Reports.aspx unless the district attorney certifies that the release of the report may compromise a pending criminal investigation or proceeding. After verification from the district attorney that there is no longer a certification barring the report's release, DHS's redacted report is posted to facilitate the release of information to the public.

SUBSTANTIATED FATALITIES

60

19
32%
FEMALE

41
68%
MALE



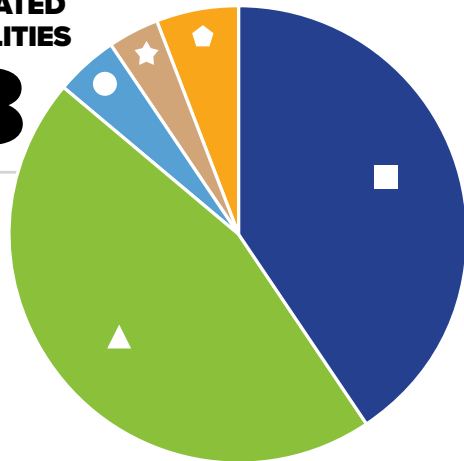
- **27** (45.0%)
Under Age 1
- ▲ **23** (38.3%)
Ages 1-4
- **4** (6.7%)
Ages 5-9
- ★ **5** (8.3%)
Ages 10-14
- ◆ **1** (1.7%)
Ages 15-17

SUBSTANTIATED NEAR FATALITIES

138

55
40%
FEMALE

83
60%
MALE

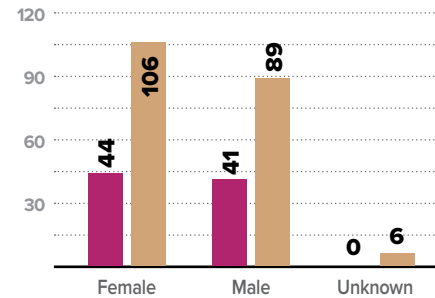


- **56** (40.6%)
Under Age 1
- ▲ **63** (45.7%)
Ages 1-4
- **6** (4.4%)
Ages 5-9
- ★ **5** (3.6%)
Ages 10-14
- ◆ **8** (5.8%)
Ages 15-17

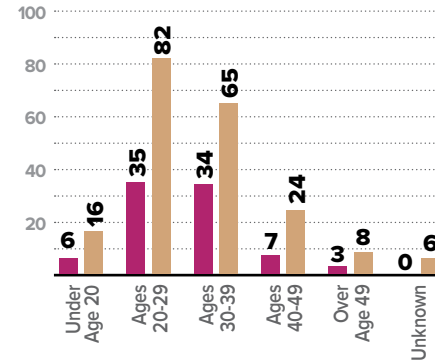
PERPETRATOR

■ FATALITIES ■ NEAR FATALITIES

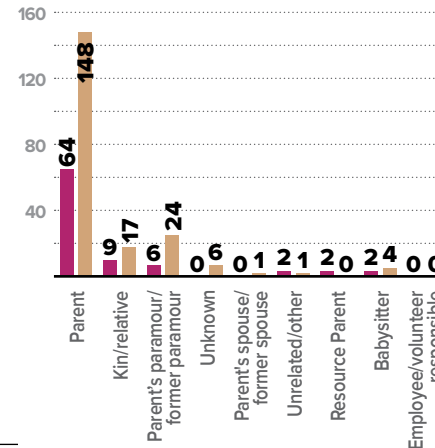
SEX OF PERPETRATOR



AGE OF PERPETRATOR

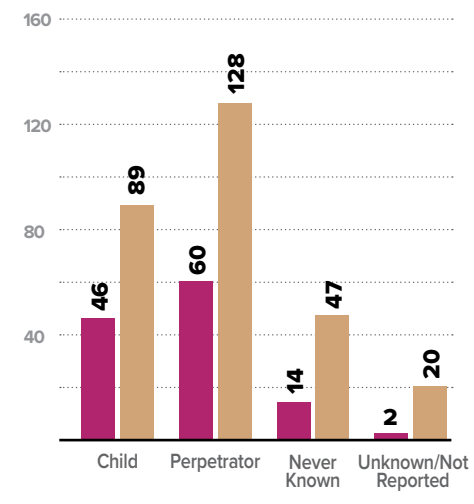


RELATIONSHIP TO VICTIM

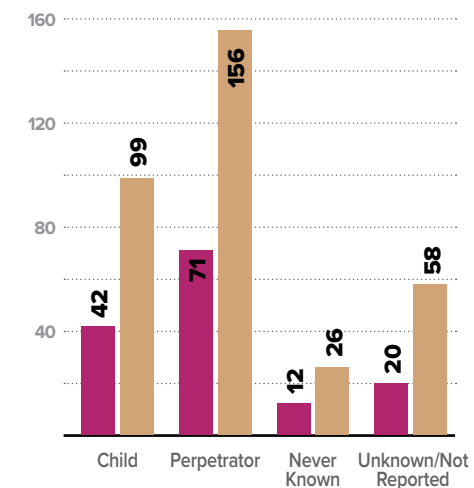


PREVIOUS INVOLVEMENT PRIOR TO OR AT TIME OF INCIDENT

KNOWN TO CCYA



KNOWN TO COMMUNITY AGENCIES



NOTE: Community agencies are defined broadly as any public or private agency providing services and/or care to the victim, parent, and/or perpetrator. Individuals reflected as having "Unknown/Not Reported" prior involvement will include substantiated unknown perpetrators who in previous years had been counted under "Never Known to Agency."

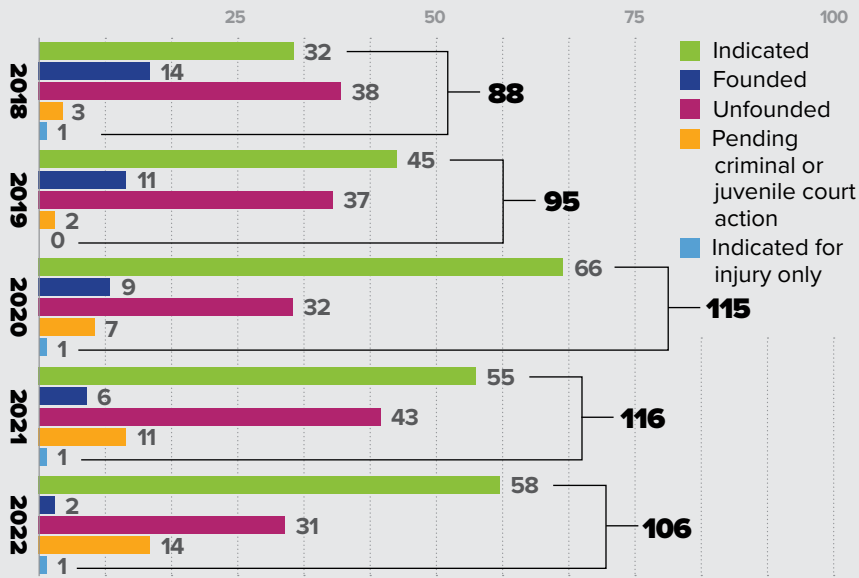
NOTE: A report may have more than one perpetrator; therefore, the total number of perpetrators will be greater than the total number of reports.



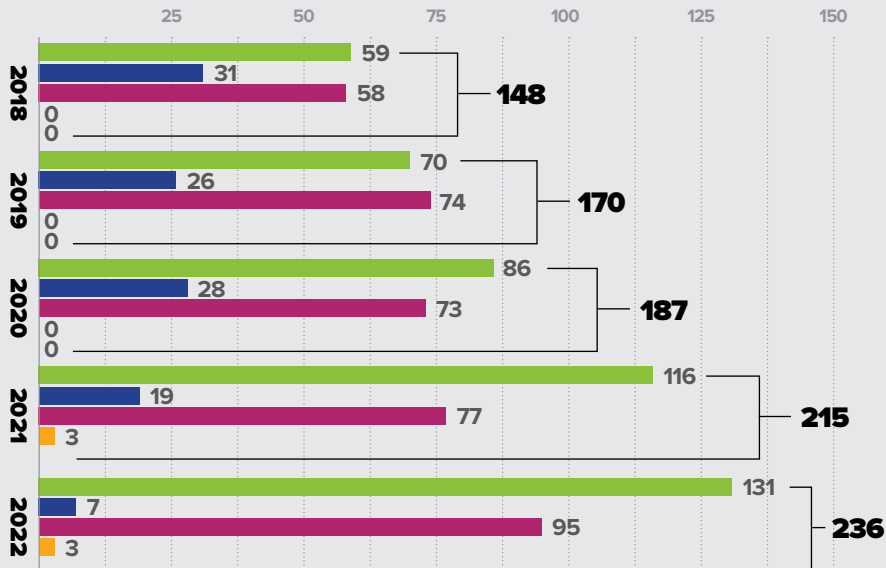


CHILD FATALITY AND NEAR FATALITY ANALYSIS

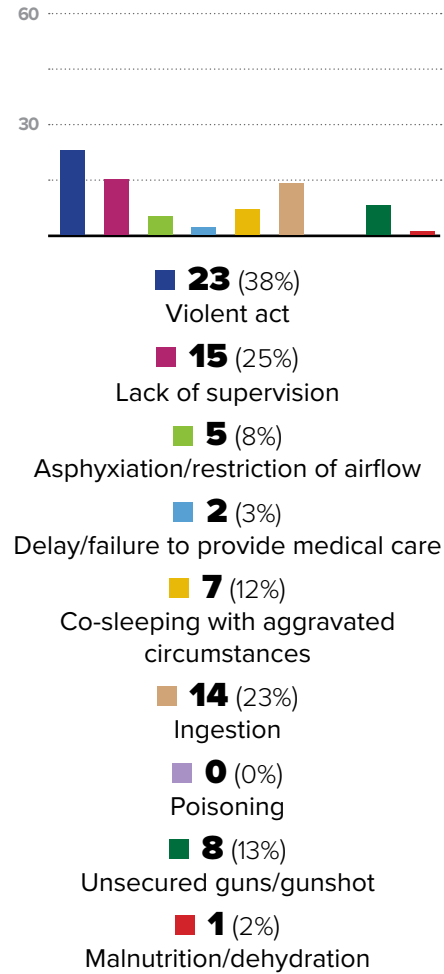
TOTAL CHILD FATALITY REPORTS // 5-YEAR ANALYSIS



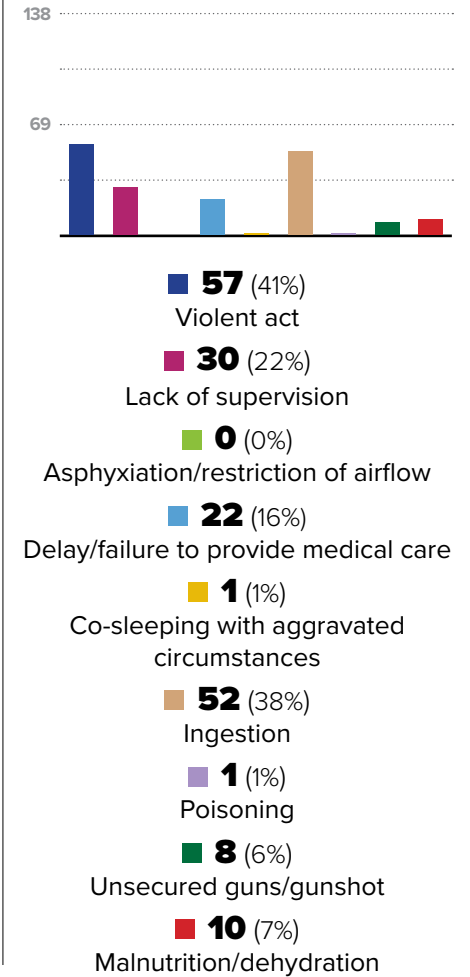
TOTAL NEAR FATALITY REPORTS // 5-YEAR ANALYSIS



SUBSTANTIATED CHILD ABUSE FATALITIES DETERMINED CAUSE



SUBSTANTIATED NEAR FATALITIES DETERMINED CAUSE



NOTE: A child abuse fatality or near fatality may have more than one determining cause; therefore, the number of determining causes will be greater than the total number of fatalities or near fatalities, and the percentage totals will be over 100%, as this is the percentage of total substantiated fatality and near fatality reports.

Eleven (48 percent) of the Violent Act fatalities involved Abusive Head Trauma (AHT), while 39 (68 percent) of the Violent Act near-fatalities involved AHT. AHT is defined as an injury to the skull or intracranial contents of an infant or child less than five years of age, due to inflicted blunt impact and/or violent shaking.

Fourteen (100 percent) of fatalities and 42 (79 percent) of near fatalities with Ingestion or Poisoning as the determined cause involved opioids.



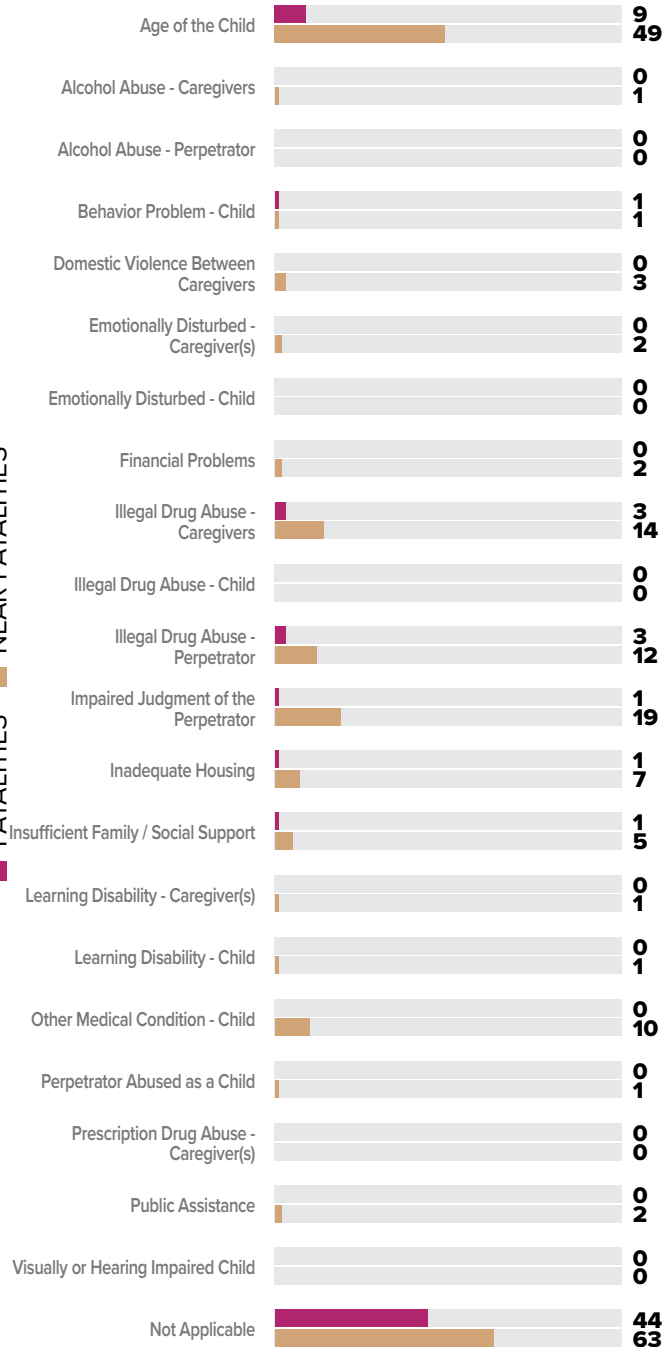
CHILD ABUSE FATALITY AND NEAR FATALITY REVIEW AND ANALYSIS

60
SUBSTANTIATED
FATALITIES

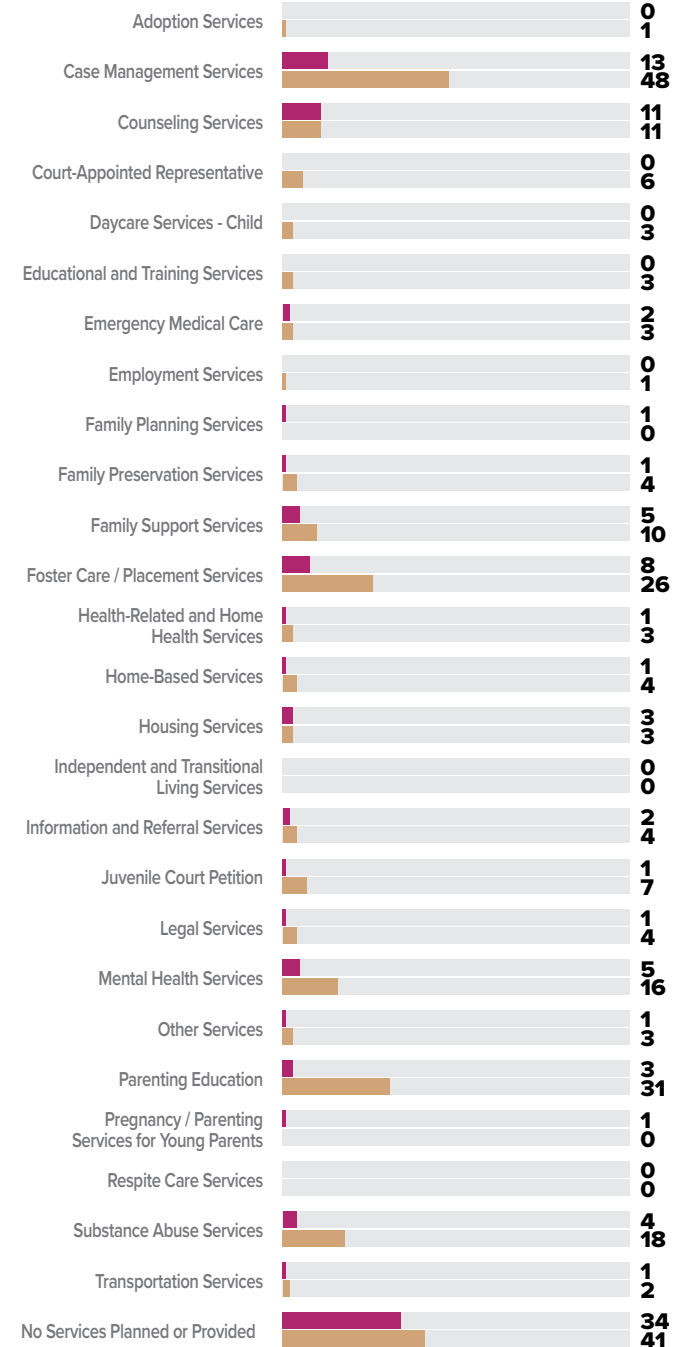
138
SUBSTANTIATED
NEAR FATALITIES

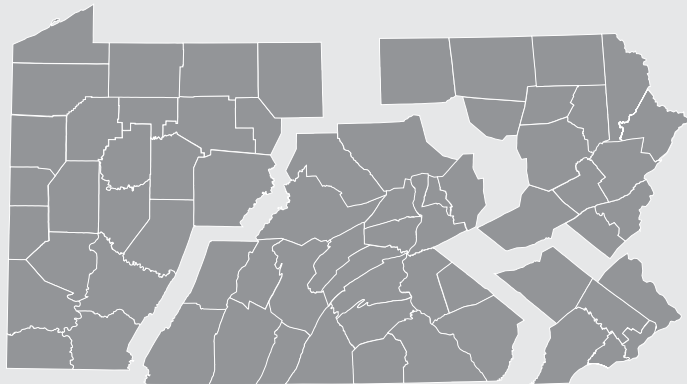
FATALITIES ■ NEAR FATALITIES ■

INVESTIGATIONS CONTRIBUTING FACTORS



INVESTIGATIONS SERVICES PLANNED OR PROVIDED TO FAMILY





REGIONAL OFFICE INVESTIGATIONS

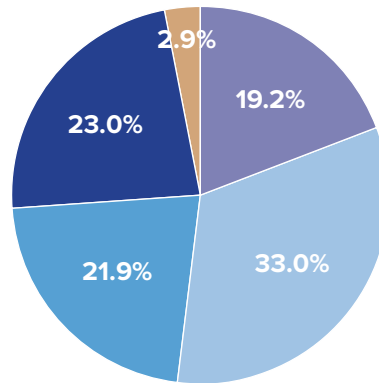
In 2022, OCYF Regional Office staff investigated 1,224 reports of suspected child abuse involving agents of a county agency, a decrease of 5.9 percent from 2021 (1,301 reports). The overall OCYF Regional Office substantiation rate was 9.5 percent, an increase from 2021 which was 6.2 percent.

SOUTHEAST REGION

NOTE: Not shown on map: 1 suspected report of abuse and 0 substantiated reports in Lebanon county; 1 suspected report of abuse and 0 substantiated reports in Lehigh county.

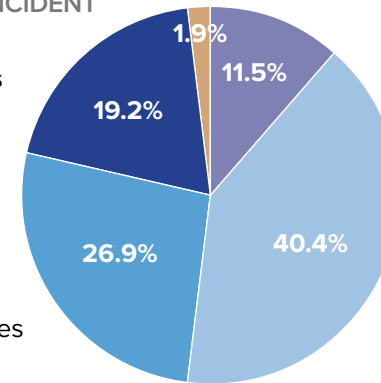
452
TOTAL REPORTS

52
SUBSTANTIATED REPORTS



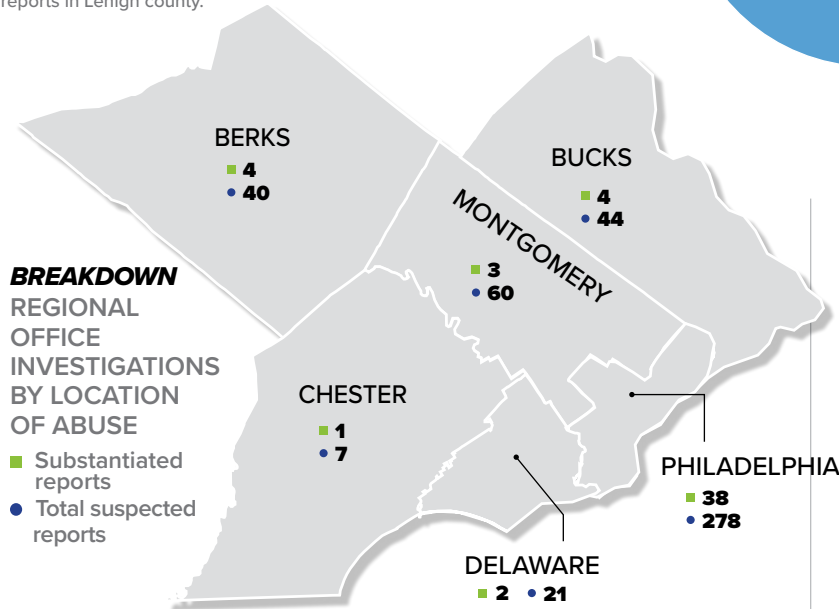
TOTAL REPORTS BY SETTING OF INCIDENT

- 87** (19.2%) Adoption Services
- 149** (33.0%) Foster family care
- 99** (21.9%) Other child care services
- 104** (23.0%) Residential Services
- 13** (2.9%) Unknown



SUBSTANTIATED REPORTS

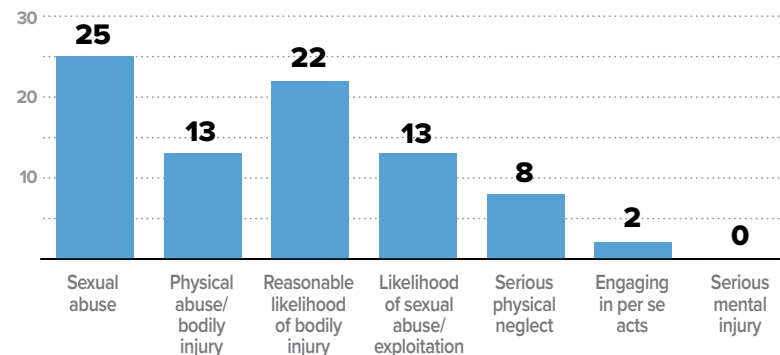
- 6** (11.5%) Adoption Services
- 21** (40.4%) Foster family care
- 14** (26.9%) Other child care services
- 10** (19.2%) Residential Services
- 1** (1.9%) Unknown



BREAKDOWN REGIONAL OFFICE INVESTIGATIONS BY LOCATION OF ABUSE

- Substantiated reports
- Total suspected reports

BREAKDOWN SUBSTANTIATED REPORTS BY ALLEGATION

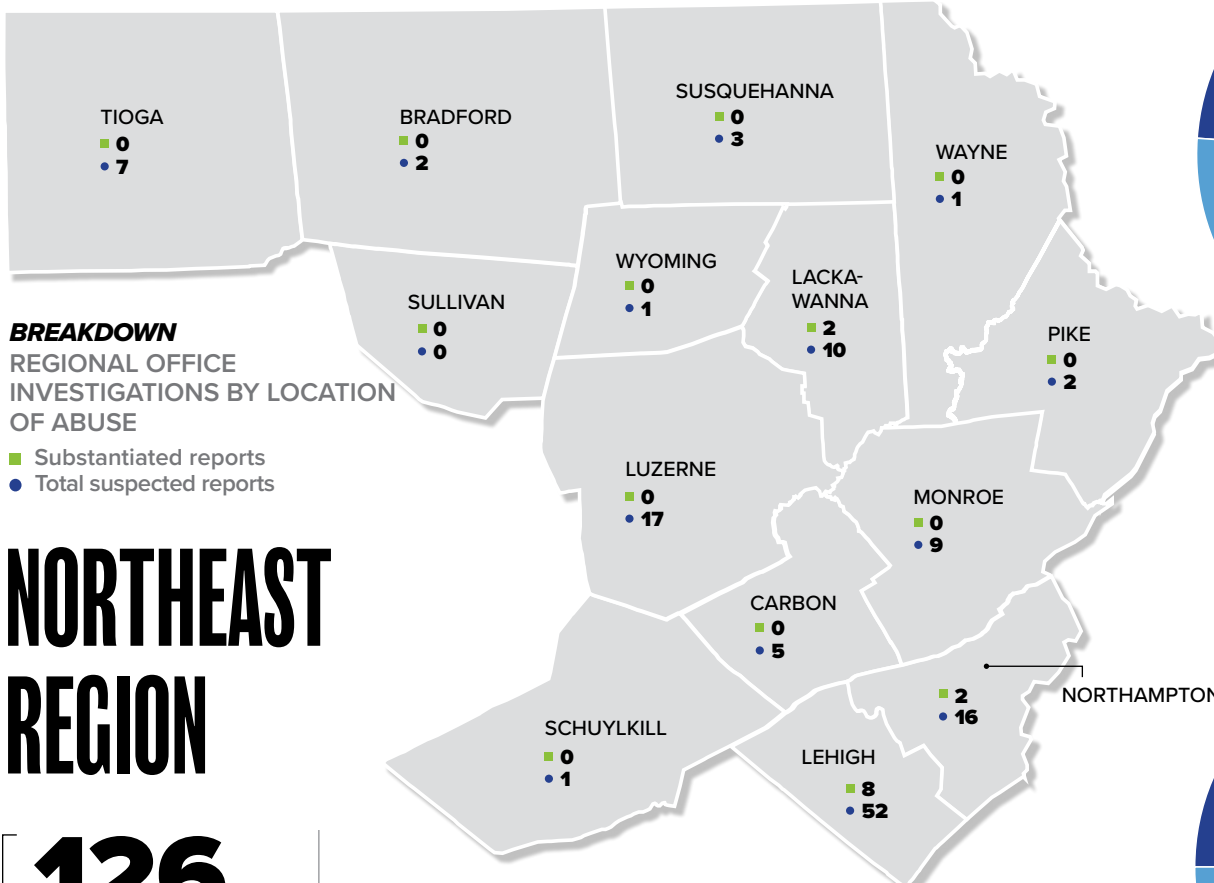


NOTE: A report may have more than one substantiated allegation; therefore, the total number of allegations will be greater than the total number of substantiated reports.

Percentages may not equal 100 percent due to rounding.

The Southeast Regional Office was the investigating agency for two substantiated fatalities in 2022.





BREAKDOWN
REGIONAL OFFICE
INVESTIGATIONS BY LOCATION
OF ABUSE

■ Substantiated reports
● Total suspected reports

NORTHEAST REGION

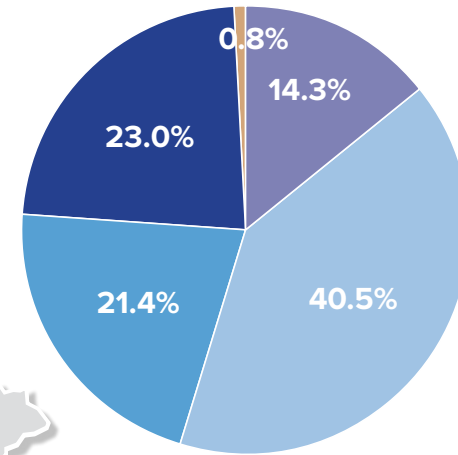
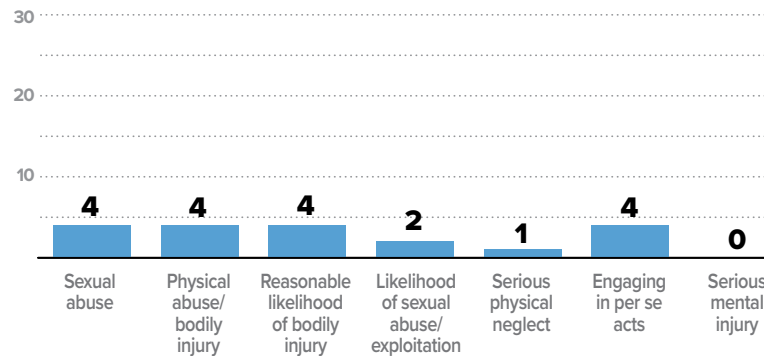
126

TOTAL REPORTS

12

SUBSTANTIATED
REPORTS

BREAKDOWN
SUBSTANTIATED REPORTS BY ALLEGATION



TOTAL REPORTS
BY SETTING
OF INCIDENT

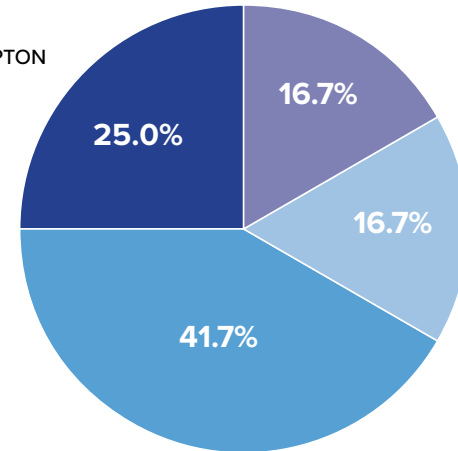
■ **18** (14.3%)
Adoption
Services

■ **51** (40.5%)
Foster
family care

■ **27** (21.4%)
Other child
care services

■ **29** (23.0%)
Residential
Services

■ **1** (0.8%)
Unknown



**SUBSTANTIATED
REPORTS**

■ **2** (16.7%)
Adoption
Services

■ **2** (16.7%)
Foster
family care

■ **5** (41.7%)
Other child
care services

■ **3** (25.0%)
Residential
Services

■ **0** (0.0%)
Unknown

NOTE: A report may have more than one substantiated allegation; therefore, the total number of allegations will be greater than the total number of substantiated reports. Percentages may not equal 100 percent due to rounding.

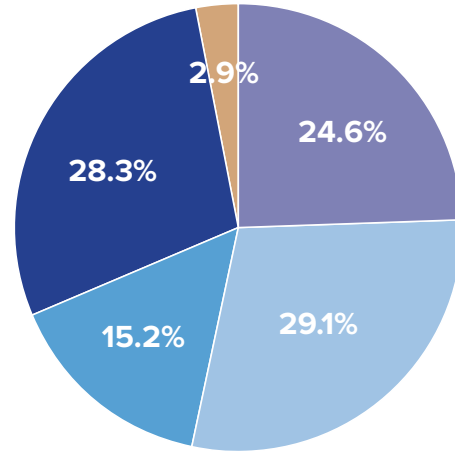
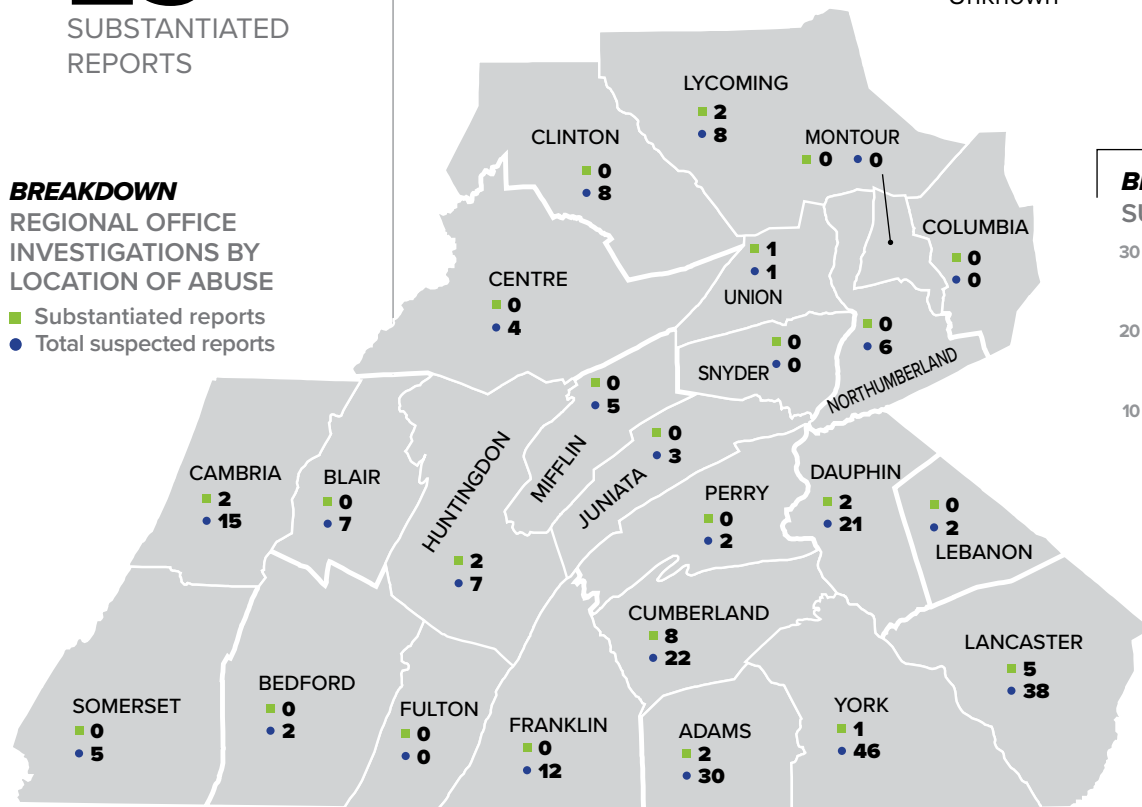
CENTRAL REGION

244
TOTAL REPORTS

25
SUBSTANTIATED REPORTS

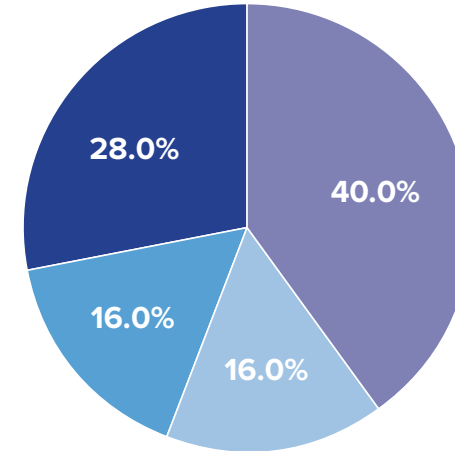
BREAKDOWN
REGIONAL OFFICE INVESTIGATIONS BY LOCATION OF ABUSE

■ Substantiated reports
● Total suspected reports



TOTAL REPORTS BY SETTING OF INCIDENT

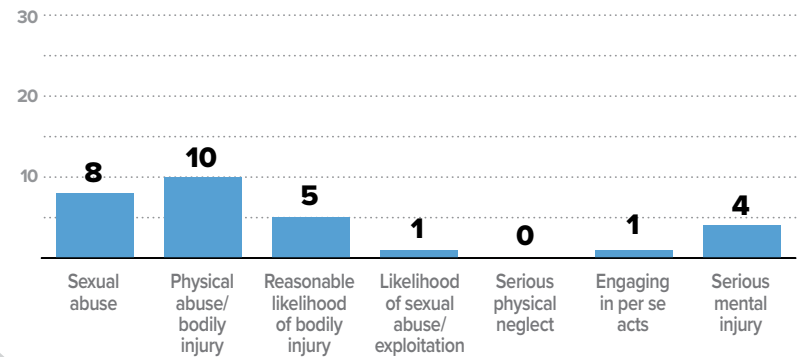
- 60 (24.6%) Adoption Services
- 71 (29.1%) Foster family care
- 37 (15.2%) Other child care services
- 69 (28.3%) Residential Services
- 7 (2.9%) Unknown



SUBSTANTIATED REPORTS

- 10 (40.0%) Adoption Services
- 4 (16.0%) Foster family care
- 4 (16.0%) Other child care services
- 7 (28.0%) Residential Services
- 0 (0.0%) Unknown

BREAKDOWN
SUBSTANTIATED REPORTS BY ALLEGATION



NOTE: A report may have more than one substantiated allegation; therefore, the total number of allegations will be greater than the total number of substantiated reports.

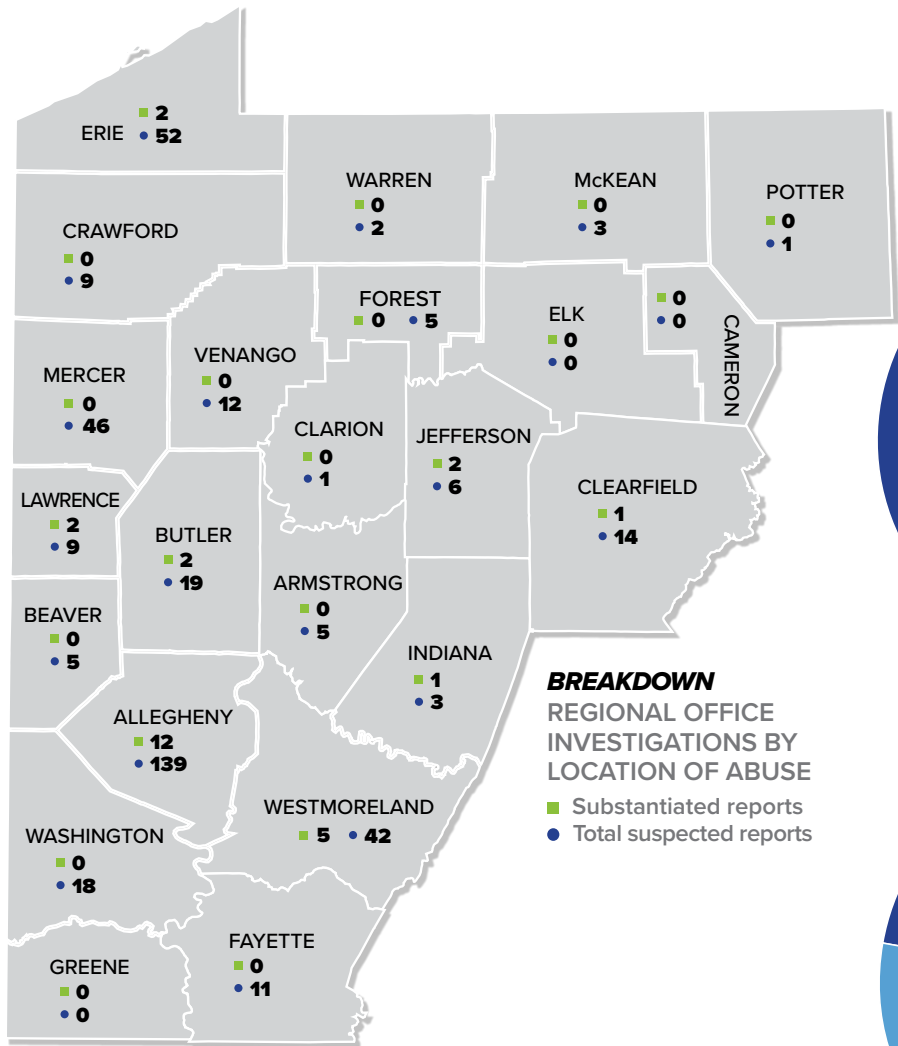
Percentages may not equal 100 percent due to rounding.

WESTERN REGION

402
TOTAL REPORTS

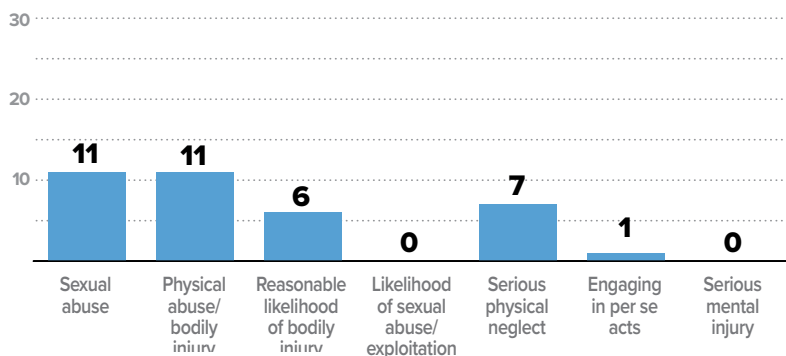
27
SUBSTANTIATED REPORTS

The Western Regional Office was the investigating agency for one substantiated near-fatality in 2022.

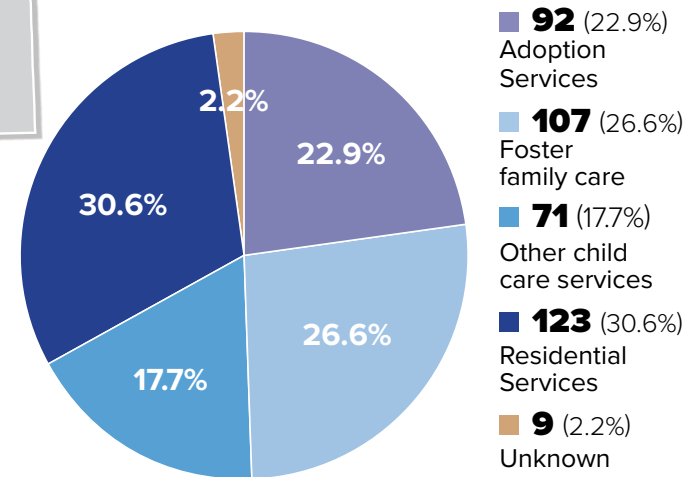


BREAKDOWN REGIONAL OFFICE INVESTIGATIONS BY LOCATION OF ABUSE
■ Substantiated reports
● Total suspected reports

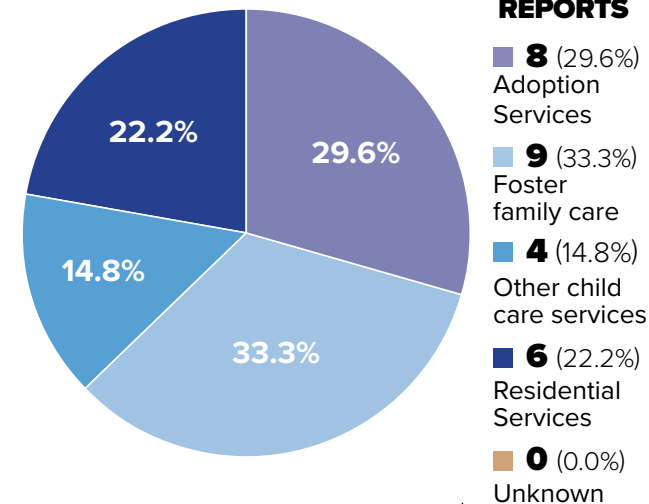
BREAKDOWN SUBSTANTIATED REPORTS BY ALLEGATION



TOTAL REPORTS BY SETTING OF INCIDENT



SUBSTANTIATED REPORTS



NOTE: A report may have more than one substantiated allegation; therefore, the total number of allegations will be greater than the total number of substantiated reports. Percentages may not equal 100 percent due to rounding.

CHILD ABUSE IN CHILD CARE SETTINGS

THE CHILD PROTECTIVE SERVICES LAW

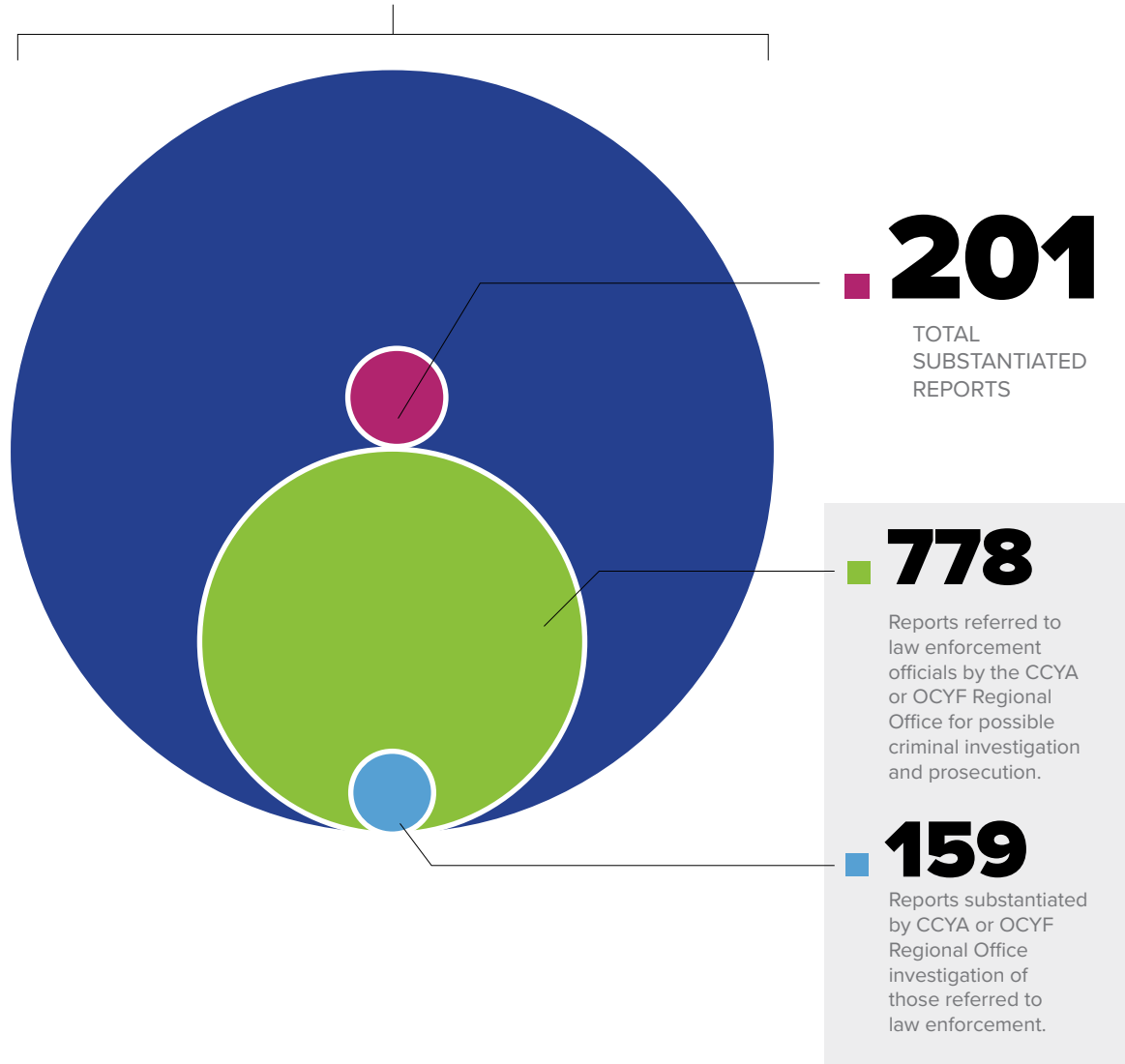
requires DHS to report on the services provided to children who were abused in child care settings and the action taken against the perpetrators. Child care settings include family child care homes, child care centers, foster homes, boarding homes for children, juvenile detention centers, residential facilities, and institutional facilities. It does not include baby sitters (paid or unpaid) arranged by parents.

In 2022, there were 1,563 reports for suspected abuse of children in child care settings. A total of 201, 13 percent, were substantiated. DHS investigated 109 of the substantiated reports because the alleged perpetrators were agents of a CCYA.

Social services were planned and/or provided to alleged victims, parents, and/or perpetrators involved in the investigated reports, when appropriate. In 778 reports, 50 percent, information was referred to law enforcement officials by the CCYA or OCYF Regional Office for criminal investigation and prosecution; 159 of these reports were substantiated by the CCYA or OCYF Regional Office investigation.

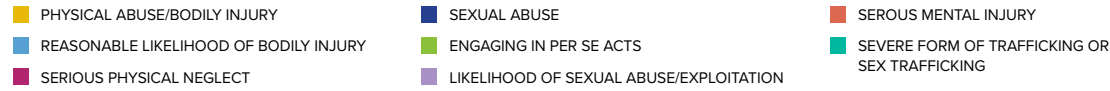
■ **1,563**

SUSPECTED REPORTS OF CHILD ABUSE
IN CHILD CARE SETTINGS

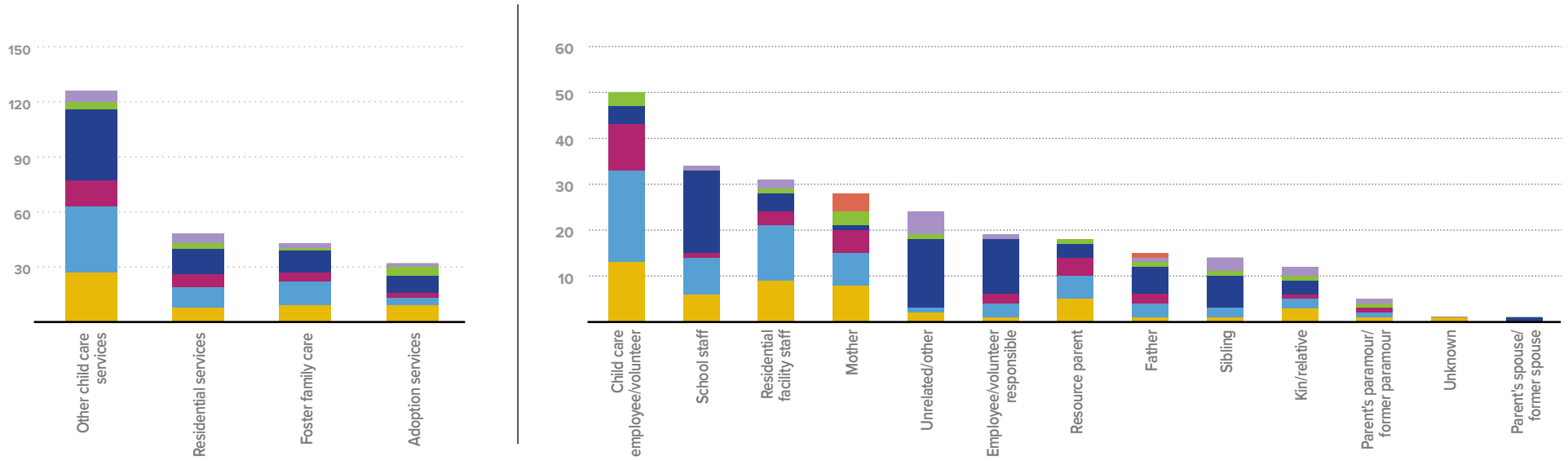


SUBSTANTIATED REPORTS IN CHILD CARE SETTINGS

TYPES OF ABUSE BY SETTING AND BY PERPETRATOR

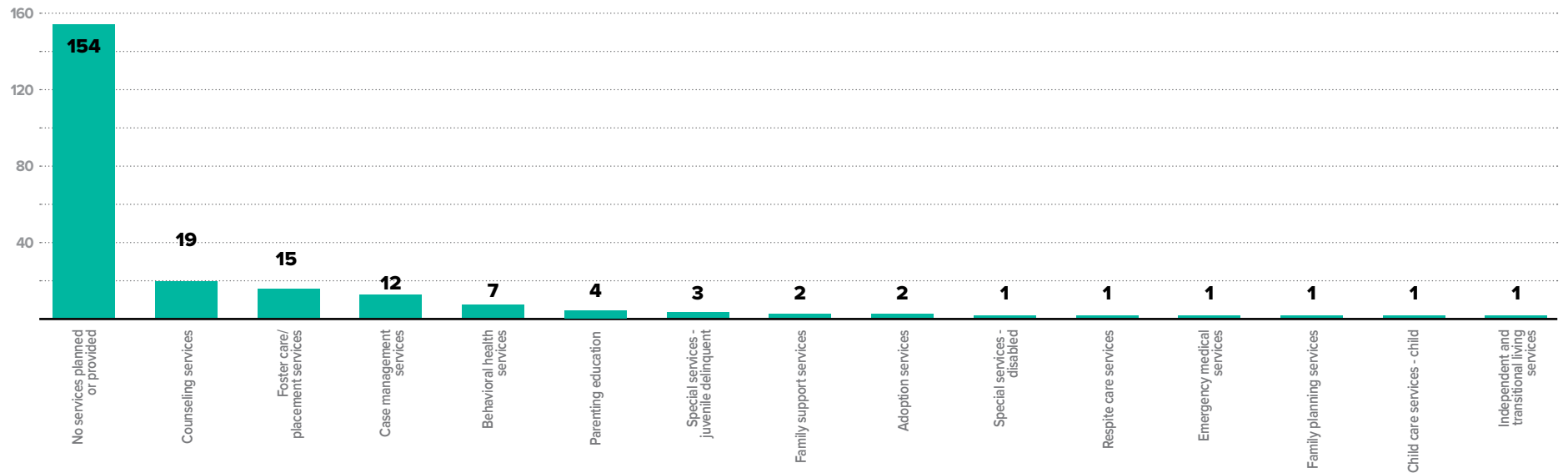


NOTE: A report may have more than one category of abuse and more than one perpetrator; therefore, the total category of abuse number and perpetrator number may be greater than the total number of reports.



SERVICES PLANNED OR PROVIDED FOR SUBSTANTIATED REPORTS IN CHILD CARE SETTINGS

FOR CHILD, PARENT, AND/OR PERPETRATOR



NOTE: More than one service may be provided; therefore, the total number of services will be greater than the number of reports.



CHILD CARE DEVELOPMENT FUND REPORTING

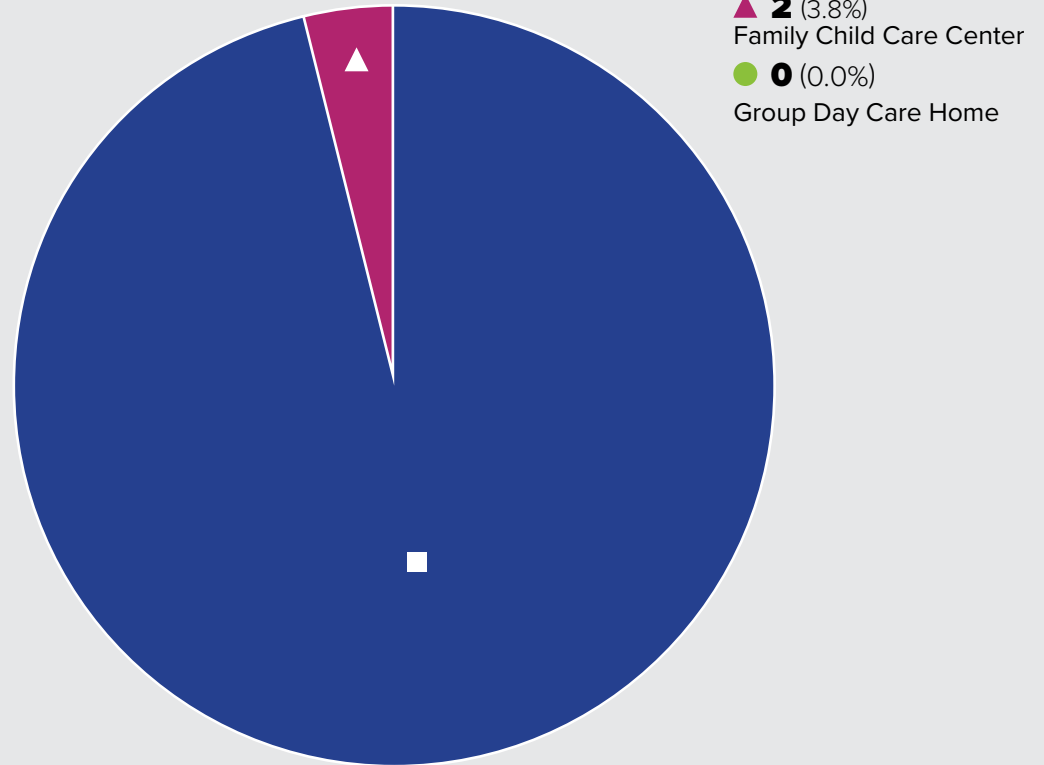
THE CHILD CARE AND DEVELOPMENT BLOCK GRANT (CCDBG) ACT OF 2014

is a law that authorizes the Child Care and Development Fund (CCDF) program. CCDF is administered by states, territories and tribes and outlines how federal funds will be used to provide financial assistance to low-income families to access child care. A final rule implementing the CCDBG Act and updating the CCDF regulations for the first time since 1998 were published on September 23, 2016. The rule applies to states, territories and tribes administering CCDF and incorporates and clarifies changes made through the bipartisan CCDBG Act.

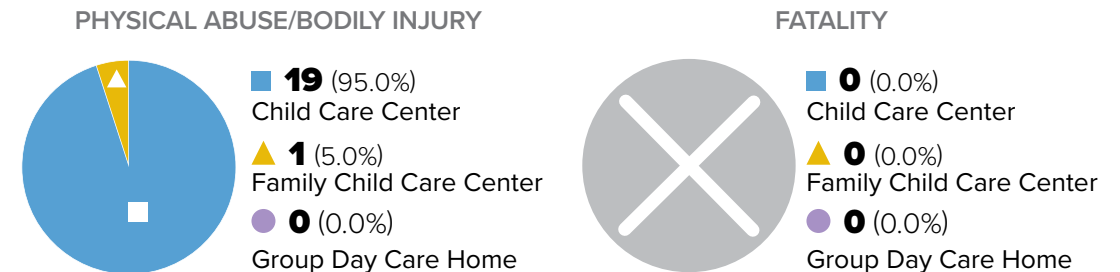
The Act and rule establish a baseline for health, safety, and quality through requirements which include a requirement for states to make available by electronic means, information showing the number of deaths, serious injuries and instances of substantiated child abuse that occur in child care settings each year. OCYF added this section for the first time to the 2021 Annual Child Abuse Report in order to support the Office of Child Development and Early Learning (OCDEL) in providing data that will satisfy the requirements to report these substantiated child abuse cases which occur in Child Care Centers, Family Child Care and Group Child Care Homes.

In 2022, there were 53 substantiated reports of child abuse that involved these types of settings. Of these reports, 20 involved substantiated allegations of physical abuse/bodily injury, and 0 involved a substantiated fatality. Further breakdowns of these totals by facility type can be found in the corresponding tables in this section.

ABUSE IN OCDEL FACILITIES SUBSTANTIATED REPORTS



ABUSE IN OCDEL FACILITIES BY ABUSE TYPE SUBSTANTIATED REPORTS



RACE/ETHNICITY METRICS

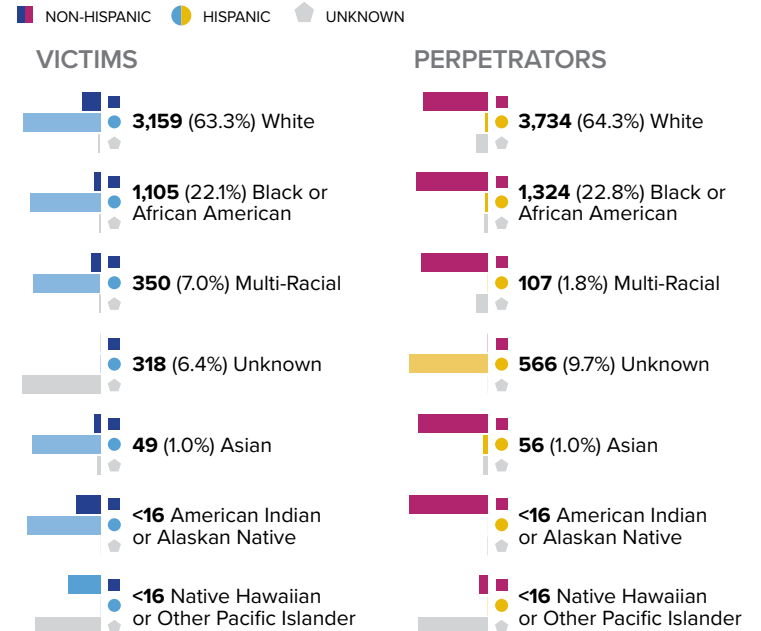
PENNSYLVANIA IS COMMITTED to addressing racial disparities in the child welfare system. Understanding the impact of racial disparity in the child welfare system requires recognition of the points at which bias can enter the system and how inequities at each point can impact the trajectory of children and families as they move through the system. Racial disparity can often be found at the very point where families often first come into contact with the child welfare system.

In Pennsylvania, there are significant racial disparities in the number of suspected child abuse and neglect reports that are received by the CCYAs and ChildLine, Pennsylvania’s child abuse hotline. The **2021 DHS Racial Equity Report** noted that Black children made up 14 percent of the total child population in Pennsylvania but represented 21 percent of potential victims of abuse in child protective service reports.

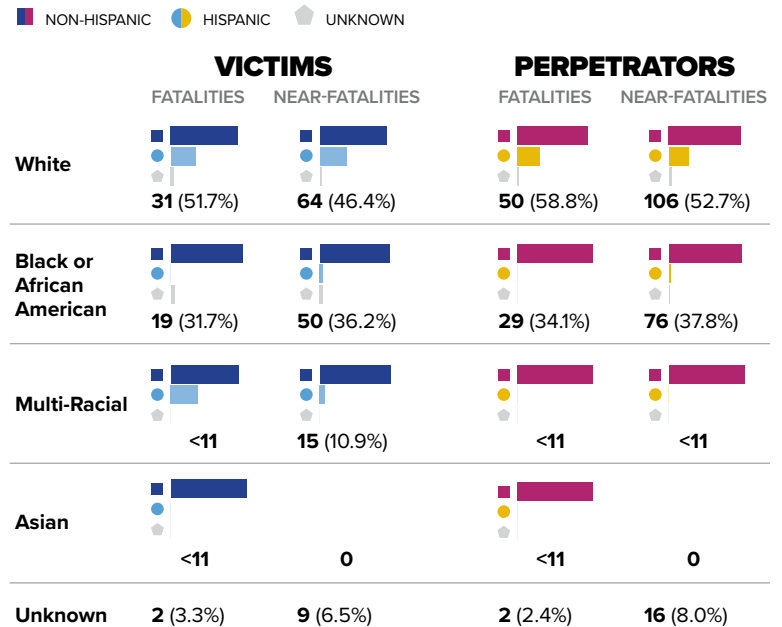
Prior to the development of the current Child Welfare Information System (CWIS), race and ethnicity data was not maintained within the Statewide database. However, changes to the Child Protective Services Law (CPSL) that became effective on December 31, 2014, added a stipulation that the Statewide database should include the race and ethnicity of subjects of reports. As a result, the current CWIS was developed in a manner which made it possible for race and ethnicity to be captured for subjects of reports.

OCYF is committed to continuous quality improvement and using data driven decisionmaking. As part of this ongoing commitment, the 2021 Annual Child Abuse Report was updated to include race/ethnicity metrics for the victims and perpetrators listed on Substantiated reports of child abuse, including Substantiated Fatalities and Near Fatalities. OCYF will continue to review the content of the Annual Child Abuse Report to determine other ways in which available race and ethnicity data may be further incorporated into future versions of the report. OCYF is committed to continuing to analyze the quality and content of this data in order to make decisions in the best of interest of children and families in Pennsylvania.

VICTIMS AND PERPETRATORS BY RACE/ETHNICITY SUBSTANTIATED REPORTS



FATALITIES/NEAR-FATALITIES BY RACE/ETHNICITY SUBSTANTIATED



HEARINGS AND APPEALS

THE NAME AND KNOWN IDENTIFYING

INFORMATION of an individual named as a perpetrator of a substantiated report of child abuse is maintained in the statewide database. DHS's ChildLine and Abuse Registry provides notice of the findings of the investigation to all subjects of the report, including the person named as the perpetrator. The notice to the person named as the perpetrator includes information regarding their right to file an appeal of an indicated report within 90 days of being notified. Only the person who has been named as a perpetrator has the right to file an appeal.

The person named as the perpetrator can request an administrative review by OCYF or bypass the administrative review and request a hearing before DHS's Bureau of Hearings and Appeals (BHA). The administrative review is performed by a panel of professionals within OCYF. If the appeal results in a decision that is in the favor of the person who is named as the perpetrator, the individual's name and identifying information is removed from the statewide database. The person named as the perpetrator and the investigating CCYA also have the right to request a hearing with BHA on the merits of the case if either party disagrees with the decision of the OCYF Administrative Review Panel.

At the hearing, the individual named as the perpetrator has the opportunity to present testimony and evidence

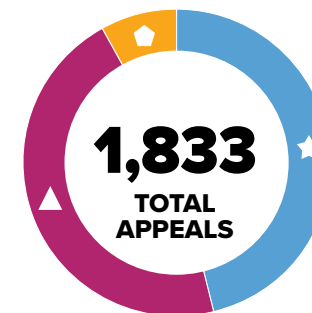
to the BHA administrative law judge, as does the CCYA. All parties are notified by BHA of the scheduled hearing and outcome of the hearing. If the individual, named as the perpetrator, disagrees with the findings at the conclusion of a BHA hearing, they may request reconsideration by the Secretary. This request must be made in writing, within 15 calendar days of the mailing date of the final BHA Order. In addition, both parties may request that the Commonwealth Court review the appeal, if either party is not in agreement with the BHA ruling. The CPSL also gives the Secretary of DHS the authority to amend or expunge any record in the statewide database, upon the request of the perpetrator, for "good cause shown." "Good cause shown" can include, but is not limited to:

- Newly discovered evidence that an indicated report of child abuse is inaccurate or is being maintained in a manner inconsistent with the CPSL; or
- A determination that the perpetrator in an indicated report of child abuse no longer represents a risk of child abuse and that no significant public purpose would be served by the continued listing of the person as a perpetrator in the statewide database.

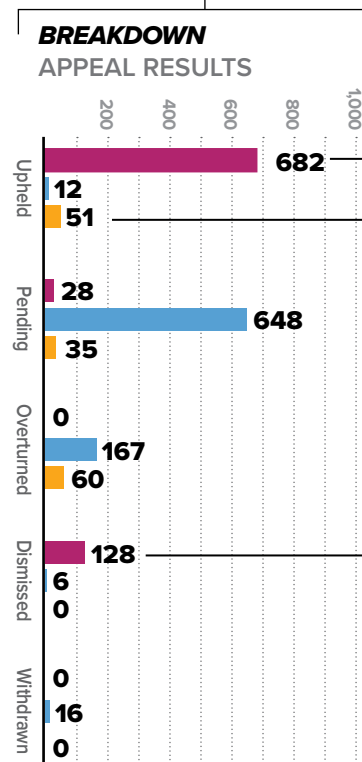
Of the 861 requests for appeal that were upheld by an administrative or secretary review or dismissed by an administrative review, 268 requests were received for a hearing by BHA on the merits of the case.

NOTE: Hearings and Appeals data was extracted on 2/15/23.

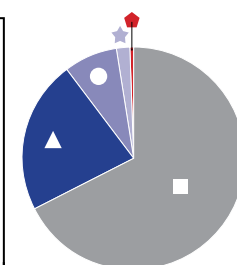
2022 HEARINGS AND APPEALS



- ▲ **838** (45.7%)
ChildLine administrative review panel
- ★ **849** (46.3%)
Directly to Bureau of Hearings and Appeals
- ◆ **146** (8.0%)
Secretary review



BREAKDOWN BUREAU OF HEARINGS & APPEALS REQUESTS AFTER ADMINISTRATIVE OR SECRETARY REVIEW



268

- **181** Pending
- ▲ **60** Overturned
- **21** Dismissed
- ★ **5** Withdrawn
- ◆ **1** Upheld

CLEARANCES FOR EMPLOYEES AND VOLUNTEERS

THE CPSL establishes certain individuals must obtain clearances (statutorily referred to as certifications) in order to be employed, to be a resource parent (foster or adoptive), or volunteer with children. In some circumstances, a resource parent or an individual residing in the resource family home may be required to obtain additional clearances if they have lived out-of-state within the past five years. The CPSL also outlines the grounds for which these individuals would be prohibited from working or volunteering with children.

The Pennsylvania Child Abuse History Certification verifies whether the applicant is named in the Statewide database as the alleged perpetrator in a pending child abuse investigation or as the perpetrator of a founded report or indicated report. Clearances will not include information on unfounded reports of child abuse or general protective services assessments, which are unsubstantiated child abuse cases where services may be provided to prevent potential harm to a child.

The purpose of requiring clearances is to provide employers and those selecting volunteers with information to use as part of a larger decision-making process when determining whether to hire someone as an employee or select them as a volunteer. A clearance does not replace a thorough interview and selection process.

Clearances are required for an employee when the individual will:

- Be responsible for a child's welfare; **or**
- Have direct contact with children, meaning they are providing care, supervision, guidance, or control to children or they have routine interaction with children.

Clearances are required for an employee at a minimum of every 60

months from the date of their oldest clearance. Clearances may be required more frequently based on licensure and employer requirements.

Clearances are required for an unpaid adult volunteer every 60 months from the date of their oldest clearance when they will:

- Be responsible for a child's welfare; **or**
- Have direct volunteer contact with children, meaning they are providing care, supervision, guidance, or control to children and they have routine interaction with children.

These clearances may include the following:

- Pennsylvania Child Abuse History Certification;
- Pennsylvania State Police (PSP) Criminal Record Check; and
- Federal Bureau of Investigation (FBI) Criminal History Background Check through DHS (required for employees and some volunteers);
- National Sex Offender Registry (NSOR) Verification and out-of-state clearances (required for certain child care providers).

Except for a child-care institution, a prospective adoptive parent or a prospective foster parent, an applicant may be employed on a provisional basis for a single period not to exceed 45 days if certain conditions are met.

An agency or organization is prohibited from hiring employees or selecting volunteers for a position involving children if the individual was named as a perpetrator in a founded report of child abuse committed within five years preceding when the clearance was verified. There are additional grounds for denying employment or service in child day-care center, group day-care home or family child-care home. Conviction of certain crimes may prohibit working or volunteering with children.

Over the course of 2022, the average processing time for a Pennsylvania Child Abuse History Certification was slightly over three days, a decline from 2021, which was under two days. The CPSL mandates that requests for these certifications be completed within 14 calendar days.

Agencies and organizations must ensure that clearances are obtained in accordance with the CPSL. To determine the individuals who are required to obtain clearances, please see the fact sheets at www.KeepKidsSafe.pa.gov. The website also has information on how often employees and volunteers need to submit updated clearances, and the fees associated with clearances. Information on how to obtain the required clearances is also available, including the ability to submit and pay for the Pennsylvania Child Abuse History Certification online.

CLEARANCES

CHILD ABUSE HISTORY CLEARANCE APPLICATIONS

834,659


TOTAL APPLICATIONS

5,340

APPLICATIONS THAT NEED ADDITIONAL INFORMATION FROM APPLICANT

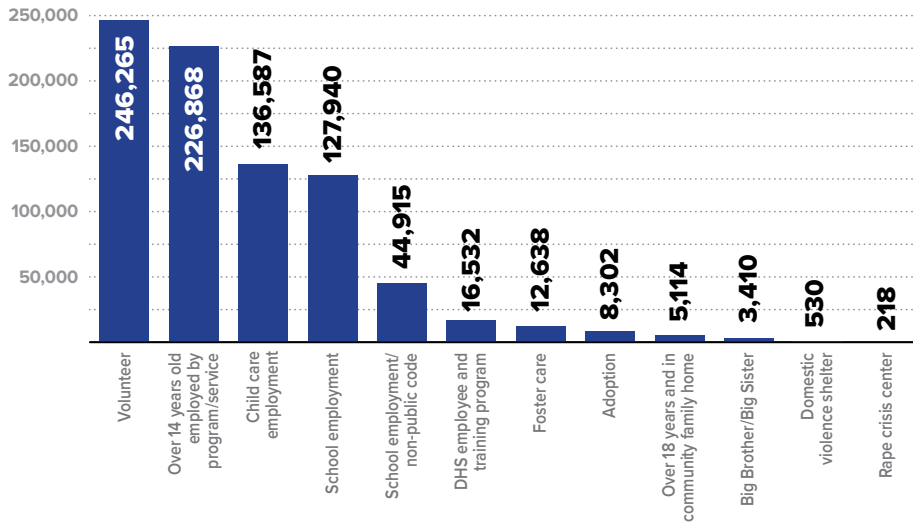
829,319

APPLICATIONS PROCESSED



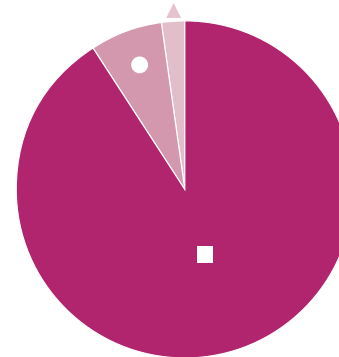
BREAKDOWN

CLEARANCE APPLICATIONS PROCESSED BY CATEGORY



2,404

INDIVIDUALS IDENTIFIED AS SUBSTANTIATED OR ALLEGED PERPETRATORS



2,188 (91.0%)
Substantiated perpetrators

168 (7.0%)
Alleged perpetrators in reports pending investigations

48 (2.0%)
Alleged perpetrators where the outcome was pending criminal or juvenile court

NATIONAL SEX OFFENDER REGISTRY VERIFICATION

To maintain compliance with the federal Child Care Development Block Grant, the Office of Child Development and Early Learning (OCDEL) partnered with the Office of Children, Youth, and Families to provide applicants with a verification letter confirming their name search on the National Crime Information Center's National Sex Offender Registry (NSOR). This national search must be performed for any individual working for or as a regulated child care provider and any relative child care providers caring for children receiving subsidized child care. The verification letter is valid for 60 months. Individuals continuing their relationship with child care as a provider or resident must renew their clearance prior to its expiration.

There were a total of 50,177 applications processed in 2022, with no applicants found to be registered on NSOR.

NOTE: Clearance data provided was extracted on 2/6/2023.



FEDERAL BUREAU OF INVESTIGATION RECORDS REQUESTS

INDIVIDUALS WHO WORK OR VOLUNTEER with children in certain circumstances are required to obtain a Federal Bureau of Investigations (FBI) Criminal History Background Check through DHS before working with or volunteering with children. The data in this section reflects a compilation of all individuals who have applied for the fingerprint-based criminal history background check in 2022.

The following individuals are required to obtain a DHS FBI Criminal History Background Check as part of the clearance process: child care services employees, school employees not governed by the Public School Code, foster parents, adult household members in foster homes and prospective adoptive homes, prospective adoptive parents, individuals providing child care services under contract with a child care facility or program, and adult household members of family living homes, community homes for individuals with an intellectual disability, and host homes for children.

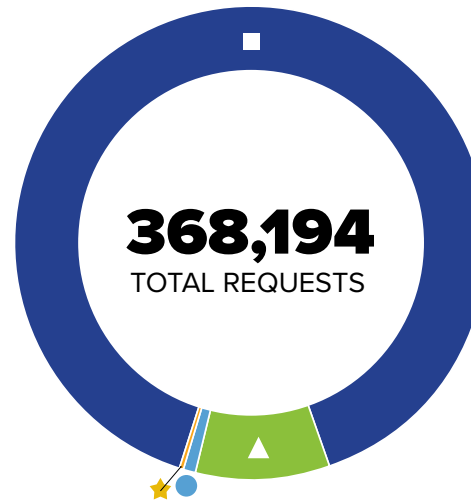
Adult volunteers who have not lived in Pennsylvania for the last 10 consecutive years must also obtain a DHS FBI Criminal History Background Check. Excluding volunteers in a child care center, group day care home or family child care center, prospective adult volunteers who have lived in Pennsylvania for the last 10 years and swear or affirm in writing that they have not been convicted of any of the prohibitive crimes listed in Section 6344 of the CPSL are not required to obtain the DHS FBI Criminal History Background Check.

Effective October 31, 2022, DHS applicants who register under Identogo for fingerprints, the commonwealth's vendor for fingerprinting necessary to complete an FBI Criminal History Clearance, are able to receive their results electronically via email if they are found to have no record, helping applicants get this clearance more efficiently. All results are still transmitted by US Mail to all applicants.

For more information on FBI and other required clearances, please visit www.KeepKidsSafe.pa.gov.

FBI RECORDS REQUESTS

INDIVIDUAL BACKGROUND CHECKS AND RESULTS



■ **330,779**
RESULTS WITH NO RECORD

▲ **34,285**
RESULTS WITH A RECORD

● **2,488** REQUESTS WHICH NEED ADDITIONAL INFORMATION FROM APPLICANT

★ **610** REQUESTS REJECTED THE FIRST TIME AND NOT REPRINTED.

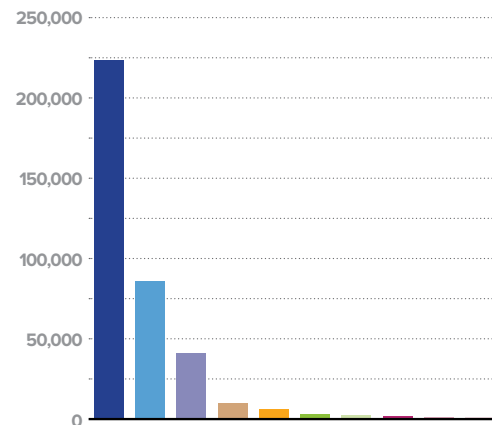
◆ **32** REQUESTS PENDING RESEARCH

✖ **0** REQUESTS WAITING FOR FBI NAME SEARCH

RESULTS: CRIMINAL HISTORIES

1,142 Of the 34,285 total results with a record were crimes that would disqualify an applicant from working or volunteering with a child in accordance with Section 6344 (c) of the CPSL or an equivalent crime under federal law or the law of another state.

BREAKDOWN PURPOSE OF FBI RECORD REQUESTS



■ **223,337**
Employee over age 14 with contact with children

■ **85,175**
Child care services/program employee

■ **40,351**
Volunteer

■ **9,335**
Foster parents

■ **5,362**
Prospective adoptive parent

■ **2,069**
Family child care home provider

■ **1,786**
Individual over age 18 in foster home

■ **907**
Individual over age 18 in family living, community, or host home

■ **611**
Individual over age 18 in prospective adoptive home

■ **403**
Individual over age 18 in licensed child care home

NOTE: FBI data provided was extracted on 2/21/23.

STATEWIDE GENERAL PROTECTIVE SERVICES

GENERAL PROTECTIVE SERVICES (GPS) reports are those reports that do not rise to the level of suspected child abuse but allege a need for intervention to prevent serious harm to children. DHS is responsible for receiving and transmitting reports where GPS concerns are alleged. The CCYA is responsible for receiving and assessing reports of children in need of GPS in order to:

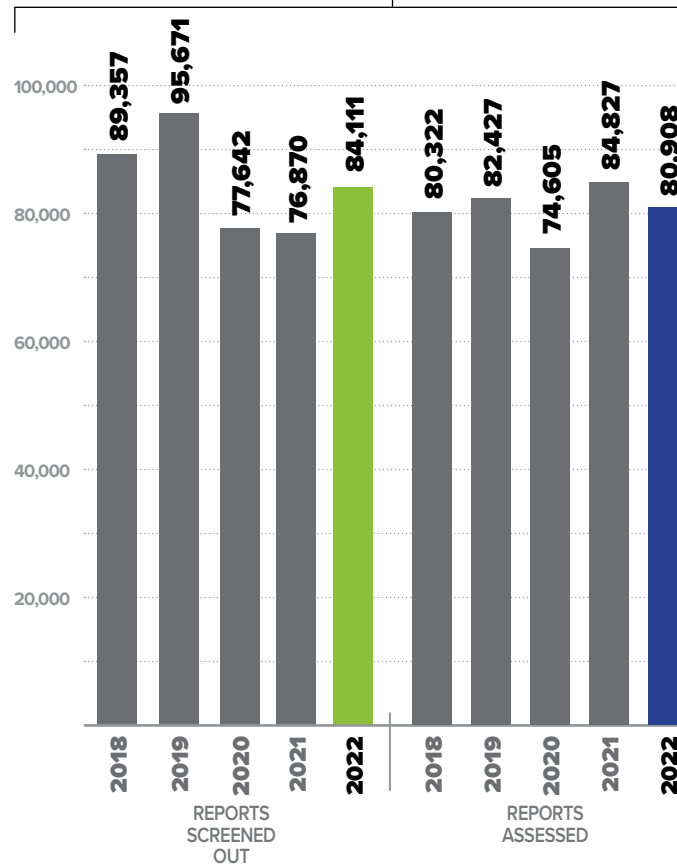
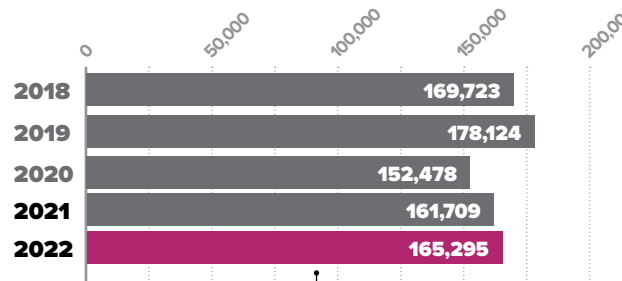
- Provide services to prevent abuse or neglect to children;
- Provide or arrange for and monitor the provision of those services necessary to safeguard and ensure the child's well-being and development; and
- Preserve and stabilize family life wherever appropriate.

GPS reports can be made by mandated or permissive reporters. While mandated reporters are only required to

CONTINUES ON PAGE 30

165,295

**GENERAL PROTECTIVE SERVICES
TOTAL REPORTS**



NOTE: Data for 2018 was extracted 3/22/19. Data for 2019 was extracted 3/23/20. Data for 2020 was extracted 03/22/21. Data for 2021 was extracted 3/21/22. In 2022, data was extracted 3/27/23 and there were 276 reports awaiting outcomes.

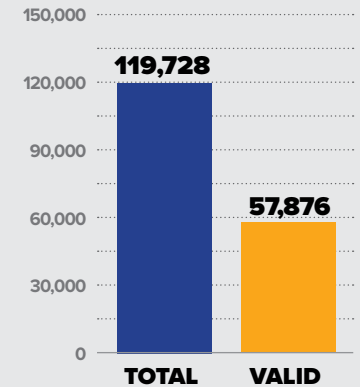
BREAKDOWN

ASSESSED REPORTS

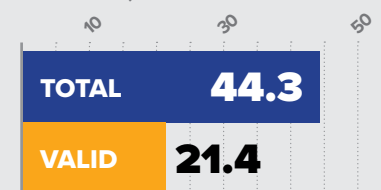


39,995
● VALID REPORTS

CHILDREN ASSESSED



CHILDREN ASSESSED PER 1,000 CHILDREN

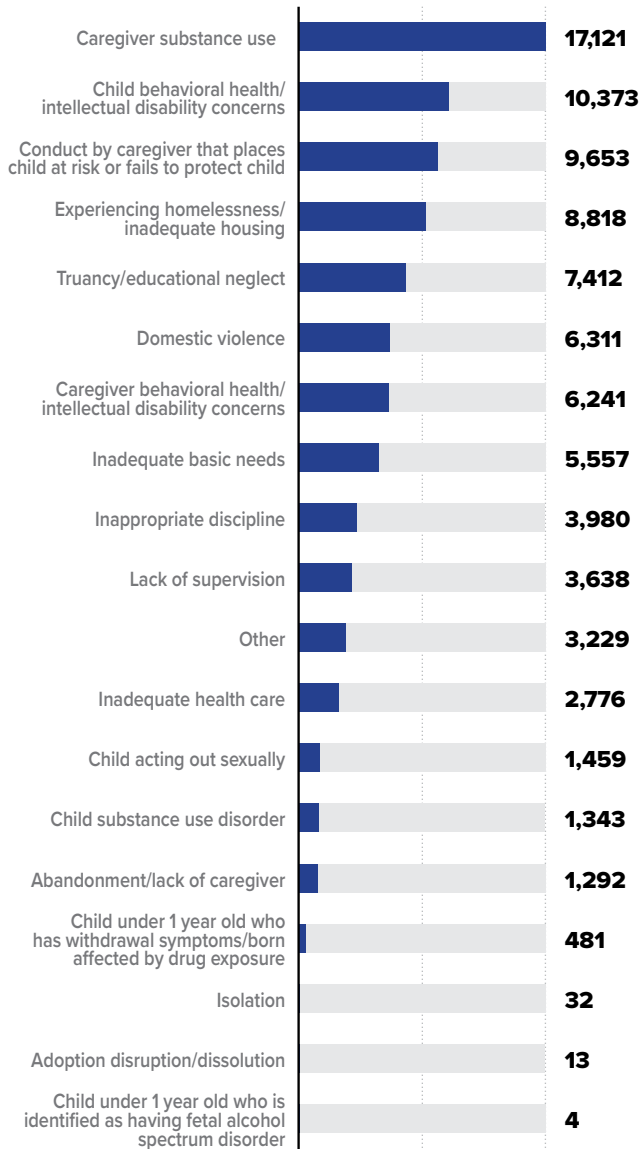


NOTE: A report may have more than one child; therefore, the number of children will be more than the number of reports.

VALID GPS CONCERNS BY TYPE

89,733

TOTAL VALID CONCERNS



STATEWIDE GENERAL PROTECTIVE SERVICES



CONTINUED FROM PAGE 29

report suspected child abuse, they continue to make the majority of reports alleging GPS concerns of children. When reports are received at ChildLine, staff assess the allegations, categorize the report, and send the report to the appropriate CCYA for assessment.

As with CPS reports, upon receiving a GPS report, the CCYA must see the child immediately if emergency protective custody has been taken, emergency protective custody is needed, or it cannot be determined from the report whether or not emergency protective custody is needed.

Otherwise, the CCYA prioritizes the response time to assure that children who are most at risk receive an assessment first.

CCYAs must complete their assessment within 60 days of receipt of a report. As with CPS reports, the CCYA must also provide or arrange for services necessary to protect the

child and any other children in the home. Upon completion of the assessment, the CCYA must immediately notify DHS:

- If the report was determined to be valid or invalid; and
- If the family was accepted for services, referred to community services, or the case was closed.

Determining that a report was valid means there was merit to the concerns. Conversely, determining that a report was invalid means the concerns did not meet the criteria or rise to the level of a valid report.

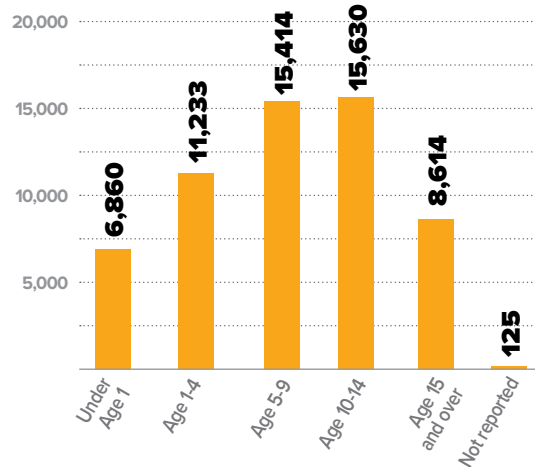
If the family was accepted for services, the CCYA must also immediately notify DHS upon the closure of services.

Unlike CPS reports, the determination made on a GPS report is not used when processing a Pennsylvania Child Abuse History Certification, nor does submission of the outcome after the 60-day timeframe impact the final outcome determination. Timely submission of GPS outcomes is monitored and reviewed as part of DHS's licensure of CCYAs.

CCYAs also have the ability to screen-out GPS reports. The decision to screen-out a GPS report is made on a case-by-case basis by the CCYA and could be due to a number of different factors including, but not limited to:

- **Information Only** – The child/family requested information only and no other concerns exist warranting an assessment;
- **Referral to Other Community Services** – A child/family will benefit from other services in the community, which can best address the child/family's needs;

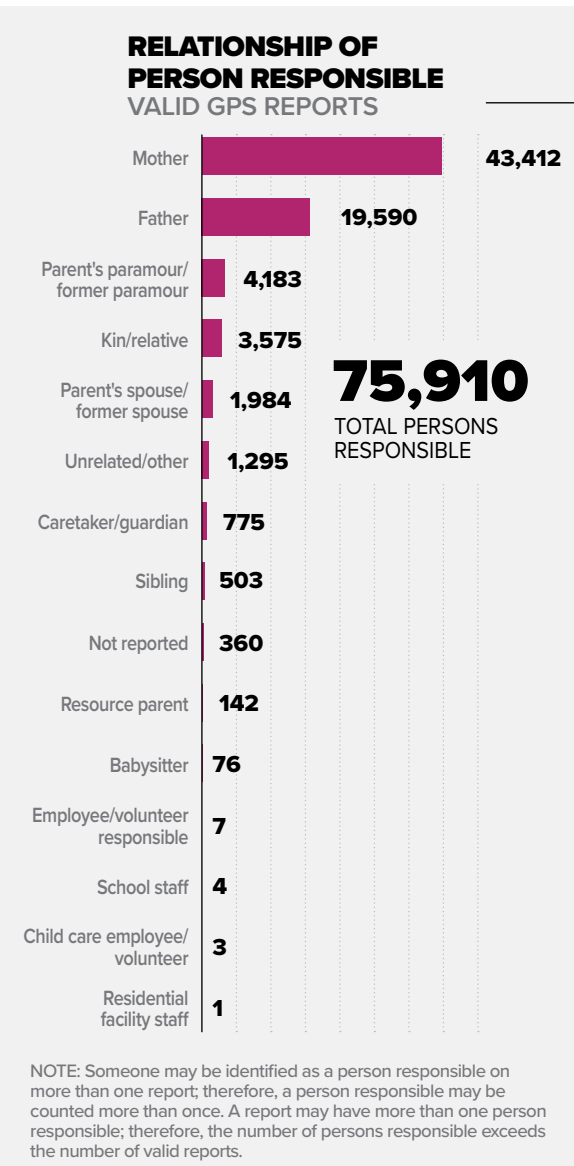
AGE OF CHILDREN VALID GPS REPORTS



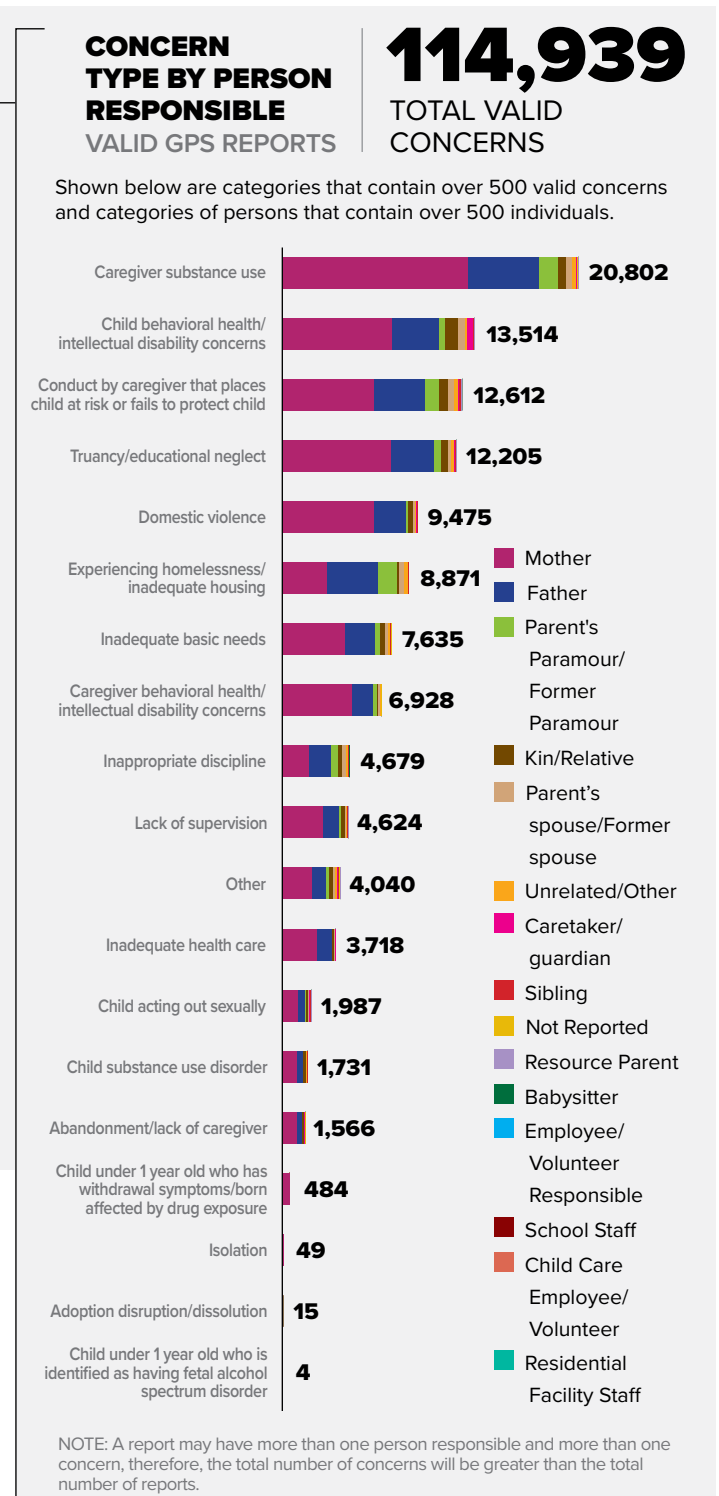
CONTINUES ON PAGE 31

- **Referral Did Not Allege Abuse or Neglect Concerns** – The referral did not allege concerns that warrant the CCYA performing an assessment and there are no child safety concerns;
- **Courtesy Visit** – Another state or agency has requested an assessment; however, the child/family is not in need of service;
- **Law Enforcement Only** – A referral was made to law enforcement officials because the alleged perpetrator is not a perpetrator under the CPSL and there are no child safety concerns;
- **Insufficient Information/Unable to Assess** – The child/family is unable to be identified/located;
- **No Face-to-Face Contact/No Further Action Needed** – The CCYA contacted the child/family or other professionals via phone and no further action is required;
- **Face-to-Face Contact/No Further Action Needed** – The CCYA made one face-to-face contact with child/family and no further action is required; or
- **Other Reason** – A reason that does not fall in the above categories, which requires the agency to record the specific reason.

GPS reports maintained in the statewide database at ChildLine must be expunged within certain timeframes based on the outcome and whether the family was accepted for services. Invalid GPS reports must be expunged one year and 120 days after the date the report was received by DHS. Valid GPS reports not accepted for services must be expunged 10 years and 120 days following the date the report was received by DHS or until the youngest child identified in the most recent GPS report reaches 23 years of age, whichever occurs first. Valid GPS reports accepted for services must be expunged 10 years and 120 days after the closure of services by the CCYA, or until the youngest



child identified in the most recent GPS report reaches 23 years of age, whichever occurs first. CCYAs may continue to maintain information regarding these same valid GPS reports to assist in future risk and safety assessments and research for an indefinite amount of time, or the CCYA may amend or expunge these reports.



CHILDLINE

THE PENNSYLVANIA DHS CHILDLINE AND ABUSE REGISTRY

is the central clearinghouse for all CPS and GPS reports. The toll-free hotline, 1-800-932-0313, is available 24 hours a day, seven days a week to receive reports of suspected child abuse by phone. ChildLine also receives electronic reports made by mandated reporters using the online portal. ChildLine staff process reports of suspected abuse and disseminate them to corresponding CCYAs, law enforcement officials, OCYF Regional Offices, and other licensing agencies. If a report of suspected abuse is made directly to the CCYA, they are required to transmit those reports to ChildLine. Additionally, CCYAs and OCYF Regional Offices submit outcomes of CPS investigations and GPS assessments to ChildLine upon completion. Substantiated CPS and GPS reports are recorded in the statewide database.

As of December 31, 2022, there were a total of 170,112 substantiated CPS reports in the statewide database¹, an increase of three percent from 2021. ChildLine answered approximately 188,243 calls, an increase of three percent from 2021. Calls involved suspected child abuse, reports of general protective services, referral to local services, complaints for licensing agency review and investigation, and referrals to law enforcement officials.

DEFINITION: Protective services alert — A request from another state to determine if a family received child welfare services in Pennsylvania.

¹ NOTE: This figure reflects the total number of substantiated reports since the database was established in 1975.

- Of the 39,039 reports for suspected abuse, 63 percent were made by phone, 9 percent were received by CCYAs and electronic transmission, and 28 percent were received directly through the online reporting system.
- In 2022, ChildLine received 26,319 law enforcement-only reports. These reports are for incidents that involve a criminal act against a child where the individual who allegedly committed the act does not meet the definition of perpetrator in accordance with the CPSL. Law enforcement referrals are provided by ChildLine to the county district attorney's office where the incident occurred.
- Copies of 992 founded or indicated reports on 701 perpetrators were provided to the Sexual Offenders Assessment Board as required by Pennsylvania's Megan's Law; this was a 14 percent increase from 2021. These reports were provided to aid the courts in determining whether the perpetrator should be classified as a sexually violent predator.
- In 2022, 4,926 children were moved from the setting where the alleged or actual abuse occurred. This represents an increase of 12 percent from the 2021 number, 5,570.
- 12,395 records checks were performed and provided to CCYAs or law enforcement officials to verify that other people participating in safety plans or caring for a child have no record of child abuse that would place the child at risk.

CHILDLINE 2022 TOTAL CALLS*

205,613

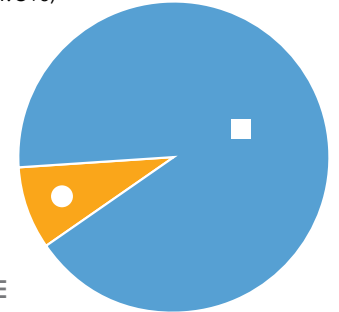
TOTAL CALLS RECEIVED

■ **188,243** (91.6%)

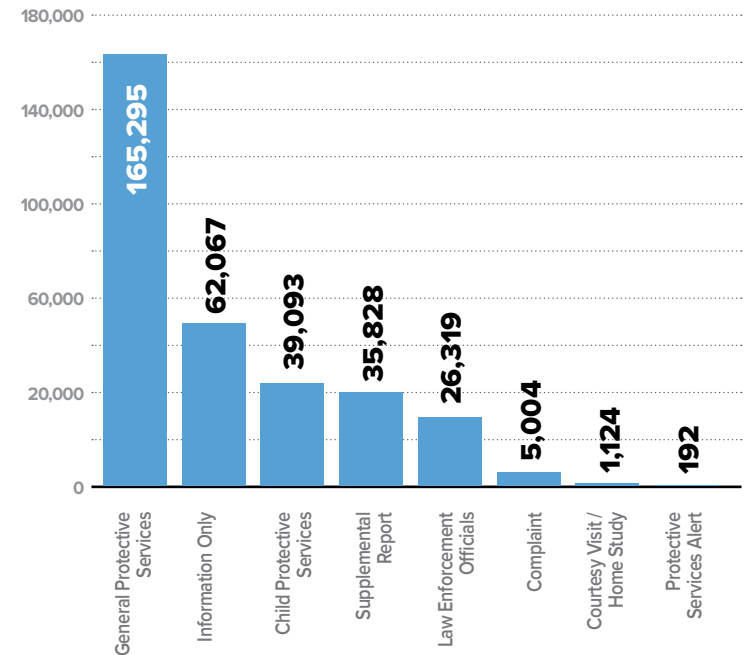
CALLS ANSWERED

● **17,370** (8.4%)

CALLS ABANDONED



BREAKDOWN REPORTS RECEIVED BY TYPE



NOTE: The breakdown of reports above includes reports received electronically and through phone calls to the hotline; therefore, the total number of reports will not match the calls answered. A single call to the hotline may result in more than one report.

Abandoned calls are calls which are terminated by the caller while they are waiting to be connected to a hotline worker.



FUNDING AND EXPENDITURES FOR CHILD WELFARE SERVICES

\$1.854 billion

TOTAL FUNDING FOR CHILD WELFARE SERVICES

\$1.123B

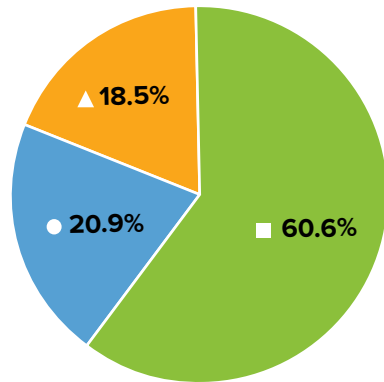
STATE FUNDS

\$343M

COUNTY FUNDS

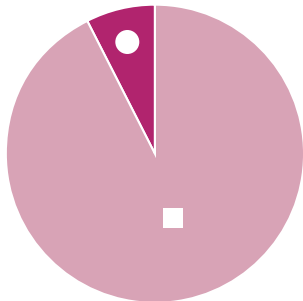
\$388M

FEDERAL FUNDS



\$262.270 million

TOTAL SPENT BY THE STATE AND COUNTY AGENCIES TO INVESTIGATE CHILD ABUSE REPORTS AND ASSESS GENERAL PROTECTIVE SERVICES REPORTS



\$244.600M

COUNTY COSTS

\$17.670M

STATE PERSONNEL COSTS

\$13.743M

OCYF headquarters staff and ChildLine staff that performed child abuse work

\$3.927M

Personnel costs for OCYF regional staff who performed child abuse investigations

PENNSYLVANIA'S CHILD WELFARE SYSTEM is responsible for a wide range of services to abused and neglected children, and dependent and delinquent children. \$1.854 billion was provided in funding for State Fiscal Year (SFY) 2021-22. This included \$1.123 billion in state funds, \$343 million in county funds and \$388 million in federal funds. None of the federal funds were used for investigations and assessments.

\$262.270 million was spent by state and county agencies to investigate reports of suspected child abuse and assess GPS reports and related activities. Of the \$262.270 million, \$244.600 million was spent by counties. The state government spent the remaining \$17.670 million to fund personnel costs (salaries, benefits, and operating costs) for the percentage of time OCYF headquarters staff and ChildLine staff performed child abuse and general protective services related work (\$13.743 million), and personnel costs for OCYF Regional Office staff who performed child abuse investigations (\$3.927 million).

Personnel costs for OCYF headquarters staff were \$1.859 million. ChildLine personnel costs were \$11.884 million. ChildLine staff manage the state's 24-hour hotline to receive reports of suspected child abuse and general well-being concerns, and process child abuse clearances and FBI background checks for persons seeking employment or volunteer work involving responsibility for children's welfare or having direct contact with children in Pennsylvania.

To obtain the total expenditures for county agencies to conduct alleged child abuse investigations, refer to the individual county pages in this report. These numbers do not reflect total expenditures for all services provided by the county agencies.

NOTE: Four counties have not reported their total expenditures for SFY 2022; Therefore the total county expenditures is underreported. Expenditures for these counties are included through April 14, 2023. Data extracted 4/14/2023.

Percentages may not equal 100 percent due to rounding.



SAFE HAVEN OF PENNSYLVANIA

1.866.921.SAFE (7233) | www.secretssafe.org

THE DEATH OF BABY MARY, a newborn infant who was murdered by her mother and left in a dumpster in 2001, prompted the enactment of the commonwealth's Newborn Protection Act and the Safe Haven Program. Safe Haven's purpose is to protect newborns who might otherwise be abandoned or harmed. The Newborn Protection Act allows a parent to relinquish a newborn up to 28 days old at any hospital, a police officer at a police station, or emergency services providers on the grounds of an entity employing the emergency services providers (such as emergency medical responder, technician, or paramedic). As not all police stations and emergency services providers are staffed 24/7, parents should only relinquish newborns at those locations when staff are present. The parent is not criminally liable if the newborn has not been a victim of suspected child abuse or another crime. A newborn who is relinquished through Safe Haven is placed into foster care in a pre-adoptive home through the CCYA. Act 68 of 2017 expanded Safe Haven to allow newborn relinquishment with emergency services providers on the grounds of an entity employing the emergency services providers. It also permits Safe Haven locations the option to install an incubator for the care of a newborn accepted under this law.

The CCYA is required to do the following when a newborn is relinquished through Safe Haven:

- Make diligent efforts within 24 hours to identify the newborn's parent, guardian, custodian, or other family members and to notify them of the whereabouts of the newborn and the reasons that the newborn was taken into protective custody; and

- Assume responsibility for making decisions regarding the newborn's medical care, unless otherwise provided by court order.

In addition, CCYAs are required to provide outreach and counseling services to prevent newborn abandonment. CCYAs and the department conduct continuing publicity and education programs aimed at the prevention of newborn abandonment.

To ensure that accurate information about Safe Haven is available, the department maintains a statewide, toll-free helpline, 1-866-921-SAFE (7233), and the Safe Haven website, www.secretssafe.org. Additional information regarding the Safe Haven program and educational materials can be found on this website. The statewide helpline provides information about Safe Haven and allows callers to speak directly with someone to find the location of the nearest hospital, police station or emergency services provider, or other community resources. In 2022, the helpline received 271 calls, with an average of 22.6 calls a month during the calendar year. The month of October had the highest number of calls received with a total of 37 and July had the second highest number with 32. Most callers continue to request information related to seeking community resources.

In October, DHS/OCYF translated the Safe Haven Brochure and posters to Spanish. The www.secretssafe.org site was updated to include this newly translated information and can be found under the Resources tab at www.dhs.pa.gov/secretssafe/Pages/default.aspx. Contact Helpline was made aware of the update and provided the newly translated Safe Haven Brochure and posters.

In 2022, five newborns which includes one set of twins were relinquished in McKean (Northeast Region), Philadelphia (Southeast Region), York and Cumberland County (Central Region). Since the law was enacted in 2002, a total of 55 newborns have been received as Safe Haven infants by Pennsylvania hospitals, police stations and emergency services. These infants have come from 31 counties, with most relinquishments occurring in the Western region of the state (27 infants). The Central region had the second highest number of infants relinquished at 16, followed by seven in the Northeast region and six in the Southeast region.

Relinquishments reported for previous years may contain partial data; therefore, the counts from previous years will not match the current total.

FEDERAL CHILD ABUSE PREVENTION AND TREATMENT ACT

SUBSTANCE-AFFECTED INFANTS

SINCE 2003, THE CHILD ABUSE PREVENTION AND TREATMENT ACT (CAPTA) has included requirements to ensure appropriate notification is given to child protective services agencies to address the needs of substance-exposed infants. On July 22, 2016, the Comprehensive Addiction and Recovery Act (CARA) amended CAPTA to expand the requirement of the development of a plan of safe care (POSC) for infants born and identified as affected by substance use, withdrawal symptoms resulting from prenatal substance exposure or a Fetal Alcohol Spectrum Disorder. To ensure the safety and well-being of these infants following their release from the care of health care providers, CARA removed the term “illegal” in reference to parental substance use and included addressing the health and substance use disorder treatment needs of the affected family or caregiver into the POSC. CARA also added requirements relating to data collection and monitoring for this population.

On June 28, 2018, Governor Tom Wolf signed Act 54 of 2018 updating Pennsylvania law, consistent with CAPTA, to require health care providers, including those involved in the delivery or care of an affected infant or encountering an infant up to age one outside a hospital setting, notify PA DHS so that a plan of safe care can be developed. State law stipulates that this notification by health care providers “shall not constitute a child abuse report.”

Pennsylvania remains committed to the development of a single policy agenda across the disciplines of child welfare, health, and drug and alcohol treatment regarding substance-exposed infants and their families. This coordinated response is supported by the aforementioned system partners and addresses substance use screening and referral

to treatment, coordination of care for the infant and family, and continued support for stakeholders by way of the Pennsylvania Plan of Safe Care Guidance, highlighting policies and procedures supporting and not limited to the tracking of referrals made for appropriate services. In 2016, the state convened a cross-systems stakeholder workgroup, the Multidisciplinary Workgroup on Infants with Substance Exposure (MDWISE). MDWISE leveraged expert stakeholder input to identify how infants and families affected by substance use could best be served with a focus on ensuring increased access to community-based family-centered care, providing support for the mother, infant, and family through the development of individualized plans of safe care. DHS, the Department of Health and the Department of Drug and Alcohol Programs jointly issued the Pennsylvania Plan of Safe Care Guidance in March 2019. The Plans of Safe Care Guidance outlines practice considerations related to the identification of infants and caregivers affected by substance use, and parameters related to the development of plans of safe care including plan elements. To assist CCYAs considering the potential practice and fiscal impacts of the changes following Act 54 of 2018, the three aforementioned departments partnered with the Governor’s Institute to host five regional, in-person, two-day work sessions for county level executive planning teams. The Governor’s Institute work sessions were designed to engage and support local county planning teams as they develop, implement, and monitor policies and procedures regarding plans of safe care. Pennsylvania has also worked with the Administration for Children and Families (ACF) to develop and complete a Program Improvement Plan to ensure that all legislative changes and policy guidance are consistent with the federal requirements. Following the five work sessions provided by the Governor’s Institute, a series of eight technical assistance (TA) sessions were held throughout Pennsylvania. Each TA session focused on fine tuning county policies and procedures regarding Plans of Safe Care, providing clarification regarding policy questions, and providing counties the opportunity to share with each other their respective implementation efforts.

In October of 2020, OCYF began to capture all Substance Affected Infant (SAI) Notifications made to ChildLine in the Child Welfare Information System (CWIS). The reports containing these notifications are either classified as General Protective Services (GPS) referrals or Information Only Type referrals, in cases where there are not child welfare concerns reported as

CONTINUES ON PAGE 37

CONTINUED FROM PAGE 36

part of the notification. For those SAI Notifications which are classified as GPS referrals and have valid outcomes, OCYF is also able to track the total number of children for whom a Plan of Safe Care was developed. As a result, the 2021 Annual Child Abuse Report was updated to include metrics related to these SAI Notifications, and the Plans of Safe Care reported as part of a valid GPS outcome.

In July 2021 OCYF offered county child welfare agencies (CCYAs) the opportunity to participate in a two-year non-competitive Plan of Safe Care Support grant. The grant provided CAPTA funding directly to CCYAs. Forty-one CCYAs opted to participate in the grant program. Allocation amounts were based on county class size. The funds are specifically to support POSC efforts at the county level. Examples of allowable costs include but are not limited to:

- Provision of information, training and/or technical assistance to health care providers who are required to notify CCYAs of substance affected infants (SAI);
- Development and implementation of data collection policies and procedures for POSC in which CCYA acts as the lead agency;
- Development and implementation of data collection policies and procedures for POSC in which a community-based provider acts as the lead agency;
- Development of systems to ensure the safety and well-being of SAI following release from the care of health care providers; and
- Fill gaps in health and substance use disorder treatment to meet the needs of the infant and affected family or caregiver.

SUBSTANCE AFFECTED INFANT NOTIFICATIONS
TOTAL REFERRALS

496

TOTAL GPS REFERRALS

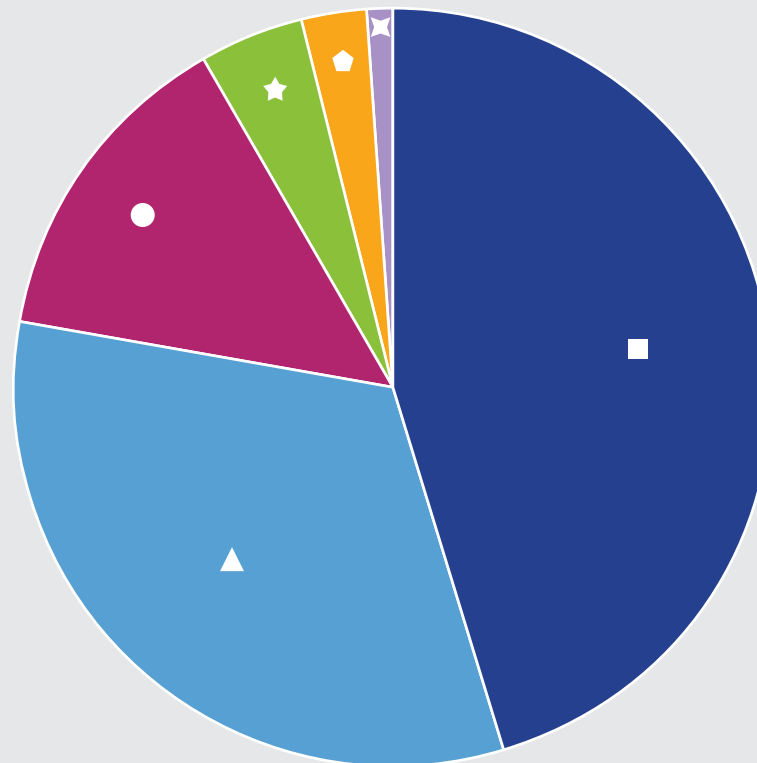
288

TOTAL INFORMATION-ONLY TYPE REFERRALS

417

TOTAL SUBSTANCE-AFFECTED INFANTS FOR WHOM A POSC WAS DEVELOPED

SUBSTANCE AFFECTED INFANT NOTIFICATIONS
NOTIFICATIONS BY TYPE



- **415**
Medication-assisted treatment (Substance Use Disorder or Opioid Use Disorder)
- ▲ **298**
Illegal substance(s)
- **125**
Appropriate use of legally-prescribed medication (excluding SUD/OD treatment)
- ★ **41**
Misuse/abuse of legal medication (prescribed or unprescribed)
- ◆ **25**
Unknown substance(s)
- ✦ **< 11**
Alcohol

NOTE: A single referral may contain more than one substance affected infant. POSC information is only available for GPS referrals which have valid findings for the substance exposure. A referral may have more than one notification type selected, so the total notification types will exceed the total number of referrals.



COUNTIES BY THE NUMBERS

The child welfare system in Pennsylvania is state-supervised and county-administered with both agencies having vital roles in the protection of children. DHS is responsible for assuring the availability and provision of public child welfare services, providing oversight and technical assistance to each CCYA, and establishing and enforcing policies and regulations that support the achievement of child welfare goals and outcomes. Additionally, DHS is responsible for the licensure of public and private child welfare agencies and the investigation of complaints received regarding these agencies.

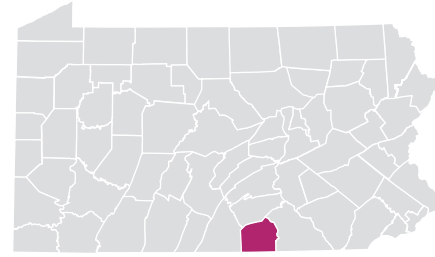
Each CCYA is responsible for administering a program of children and youth services to children and their families. The county children and youth program includes services designed to:

- Protect children from abuse and neglect and enable children to remain safely in their own homes and communities;
- Prevent dependency and delinquency of children and help them overcome problems that result in dependency and delinquency;
- Provide permanency and stability for children in their homes or in placement and preserve relationships and connections for children with their families and communities;
- Enhance the family's capacity to provide for their children's educational, physical, and behavioral health needs;
- Provide balanced attention to the protection of the community, the imposition of accountability for offenses, and the development of competencies to enable youth to become responsible and productive members of the community.

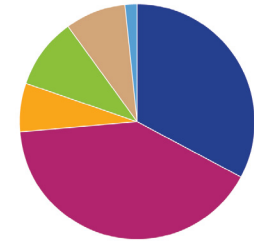
The following pages provide a snapshot of child abuse and neglect, and expenditures for investigations and assessments by county.

ADAMS COUNTY

RURAL // POPULATION • 103,782 / POPULATION UNDER 18 • 20,928



TYPES OF ALLEGATIONS SUBSTANTIATED REPORTS



61 TOTAL ALLEGATIONS

- **20** (32.8%) Sexual Abuse
- **25** (41.0%) Physical Abuse/Bodily Injury
- **4** (6.6%) Reasonable Likelihood of Bodily Injury
- **6** (9.8%) Serious Physical Neglect
- **5** (8.2%) Engaging in Per Se Acts
- **1** (1.6%) Likelihood of Sexual Abuse/Exploitation
- **0** (0.0%) Serious Mental Injury
- **0** (0.0%) Severe Form of Trafficking in Persons or Sex Trafficking
- **0** (0.0%) Munchausen Syndrome by Proxy/Medical Abuse

▲ NOTE: A report may have more than one allegation for each report; therefore, the total number of allegations will be greater than the total number of reports.

2022 REPORTS OF CHILD ABUSE

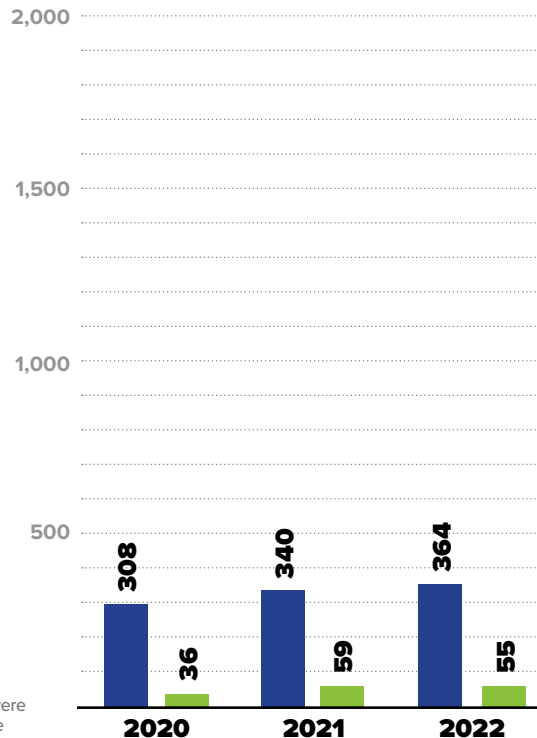
364

■ TOTAL REPORTS

55

■ SUBSTANTIATED REPORTS

▲ NOTE: CPS and GPS data reported were investigated and substantiated by the CCYA and may vary from statewide data which include both CCYA and OCYF Regional Office investigations.



▲ NOTE: 2021 totals above will not align with the 2021 totals in this same table in the 2021 report, as regional investigations were included for that year in error in the 2021 report.

SUBSTANTIATED REPORTS BY SEX OF VICTIM

FEMALE

31

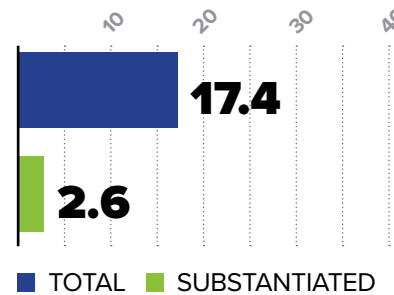
56.4%

MALE

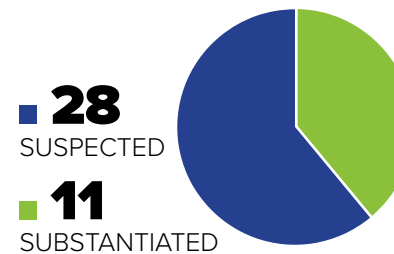
24

43.6%

CHILD ABUSE REPORTS PER 1,000 CHILDREN



CASES OF REPEAT ABUSE SUBSTANTIATED REPORTS



\$3,187,274

EXPENDITURES CHILD ABUSE INVESTIGATIONS AND GENERAL PROTECTIVE SERVICES ASSESSMENTS



2022 SUBSTANTIATED FATALITIES

1/60 MALE **1** FEMALE **0**

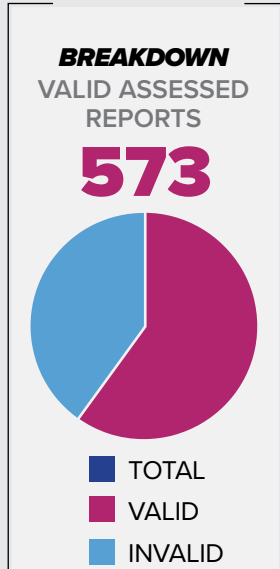
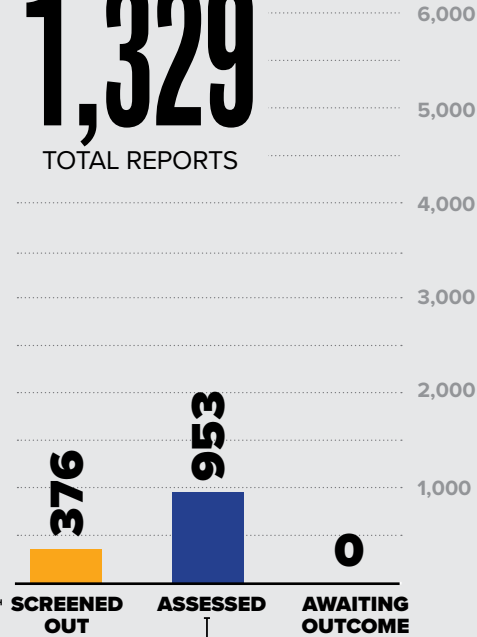
2022 SUBSTANTIATED NEAR FATALITIES

1/138 MALE **0** FEMALE **1**

2022 REPORTS OF GENERAL PROTECTIVE SERVICES

1,329

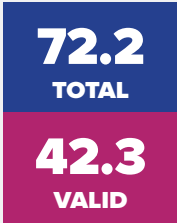
TOTAL REPORTS



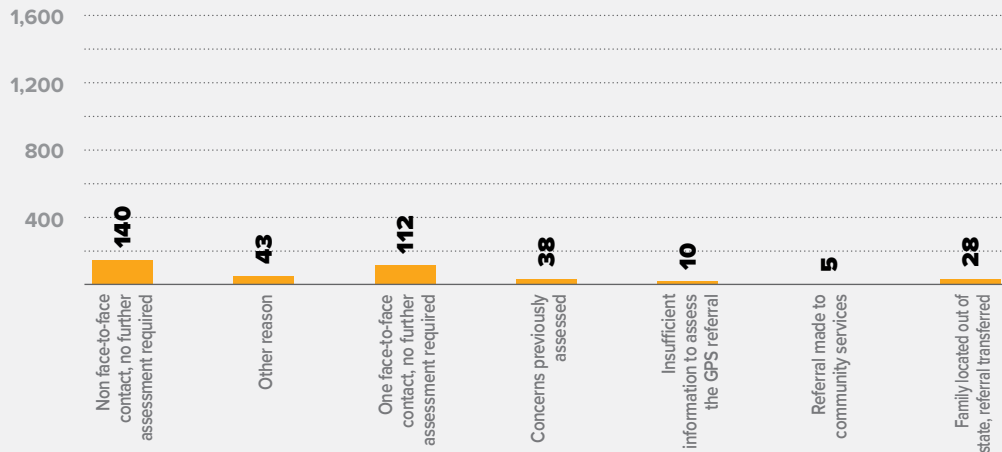
NUMBER OF CHILDREN ASSESSED



CHILDREN ASSESSED PER 1,000 CHILDREN



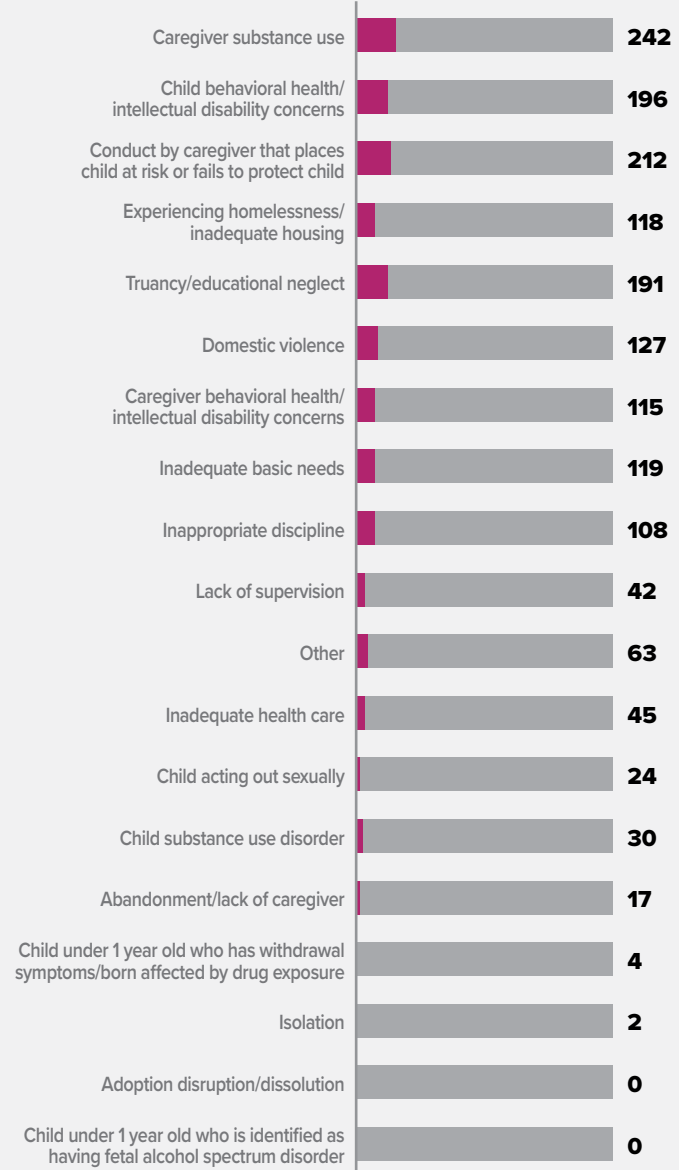
BREAKDOWN REPORTS SCREENED OUT BY REASON



VALID GPS CONCERNS BY TYPE

1,655

TOTAL CONCERNS



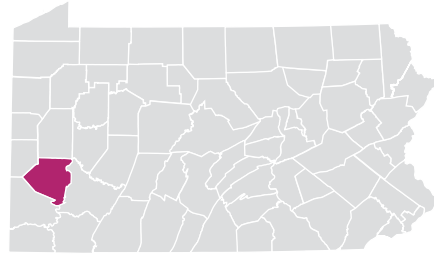
ADAMS COUNTY

NOTE: A report may have more than one concern for each report; therefore, the total number of concerns will be greater than the total number of reports. In some reports, more than one child was assessed with valid concerns; therefore, the number of children assessed exceeds the number of valid assessed reports.

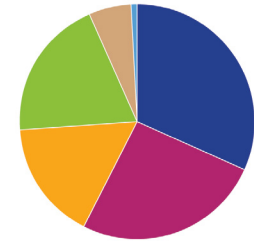


ALLEGHENY COUNTY

URBAN // POPULATION • 1,246,116 / POPULATION UNDER 18 • 235,550



TYPES OF ALLEGATIONS SUBSTANTIATED REPORTS



264 TOTAL ALLEGATIONS

- 84** (31.8%) Sexual Abuse
- 68** (25.8%) Physical Abuse/Bodily Injury
- 43** (16.3%) Reasonable Likelihood of Bodily Injury
- 52** (19.7%) Serious Physical Neglect
- 15** (5.7%) Engaging in Per Se Acts
- 2** (0.8%) Likelihood of Sexual Abuse/Exploitation
- 0** (0.0%) Serious Mental Injury
- 0** (0.0%) Severe Form of Trafficking in Persons or Sex Trafficking
- 0** (0.0%) Munchausen Syndrome by Proxy/Medical Abuse

▲ NOTE: A report may have more than one allegation for each report; therefore, the total number of allegations will be greater than the total number of reports.

2022 REPORTS OF CHILD ABUSE

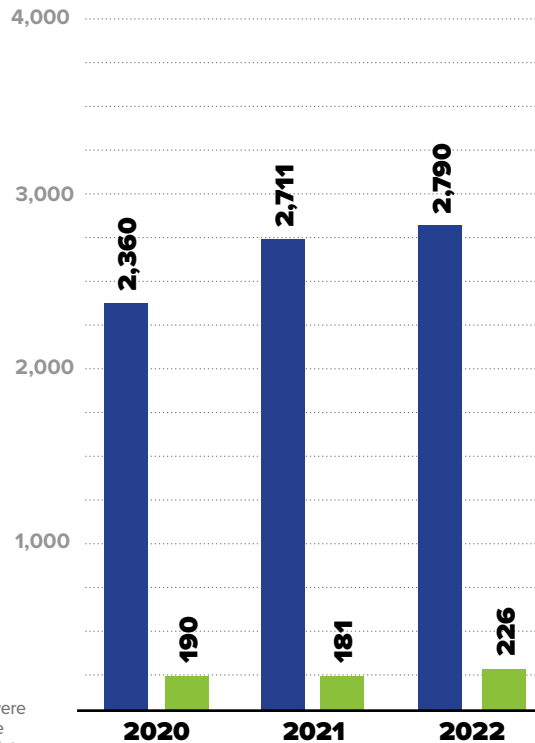
2,790

■ TOTAL REPORTS

226

■ SUBSTANTIATED REPORTS

▲ NOTE: CPS and GPS data reported were investigated and substantiated by the CCYA and may vary from statewide data which include both CCYA and OCFY Regional Office investigations.



▲ NOTE: 2021 totals above will not align with the 2021 totals in this same table in the 2021 report, as regional investigations were included for that year in error in the 2021 report.

SUBSTANTIATED REPORTS BY SEX OF VICTIM

FEMALE

119

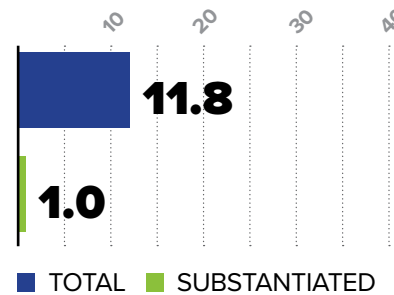
52.7%

MALE

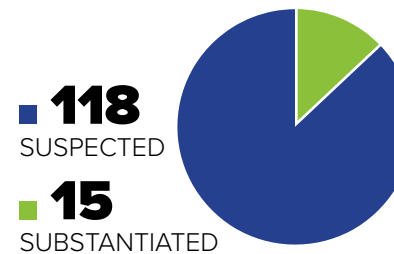
107

47.3%

CHILD ABUSE REPORTS PER 1,000 CHILDREN



CASES OF REPEAT ABUSE SUBSTANTIATED REPORTS



\$56,575,554

EXPENDITURES CHILD ABUSE INVESTIGATIONS AND GENERAL PROTECTIVE SERVICES ASSESSMENTS



2022 SUBSTANTIATED FATALITIES

2/60 MALE 2 FEMALE 0

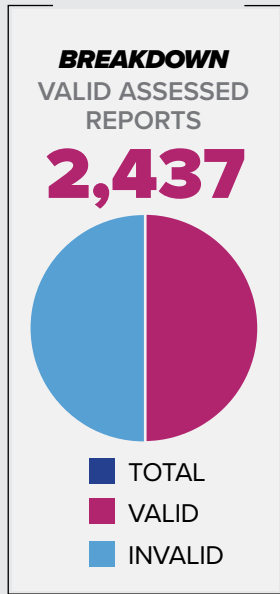
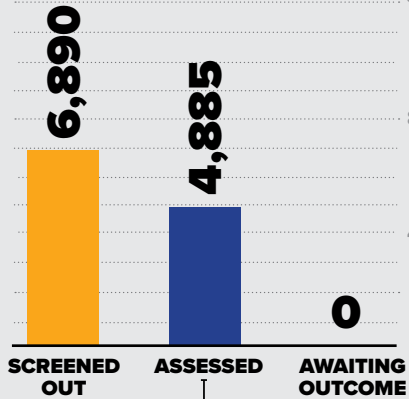
2022 SUBSTANTIATED NEAR FATALITIES

15/138 MALE 9 FEMALE 6

2022 REPORTS OF GENERAL PROTECTIVE SERVICES

11,775

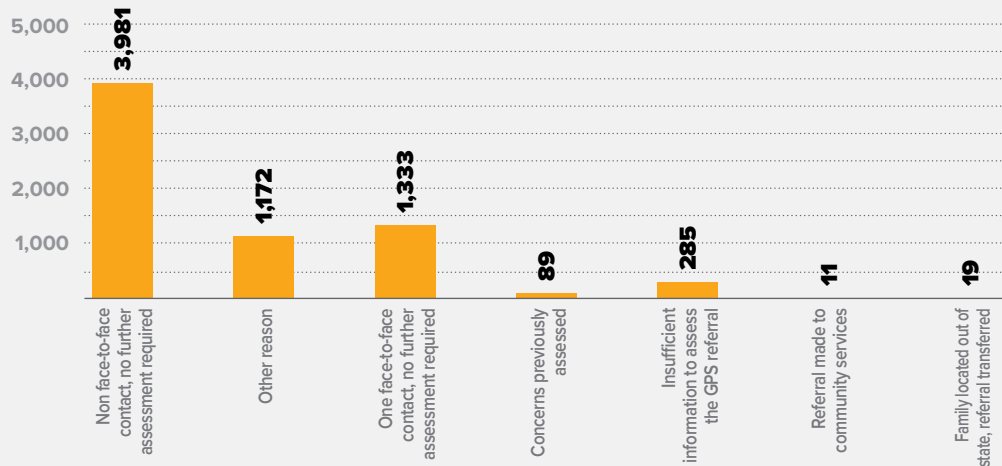
TOTAL REPORTS



NUMBER OF CHILDREN ASSESSED



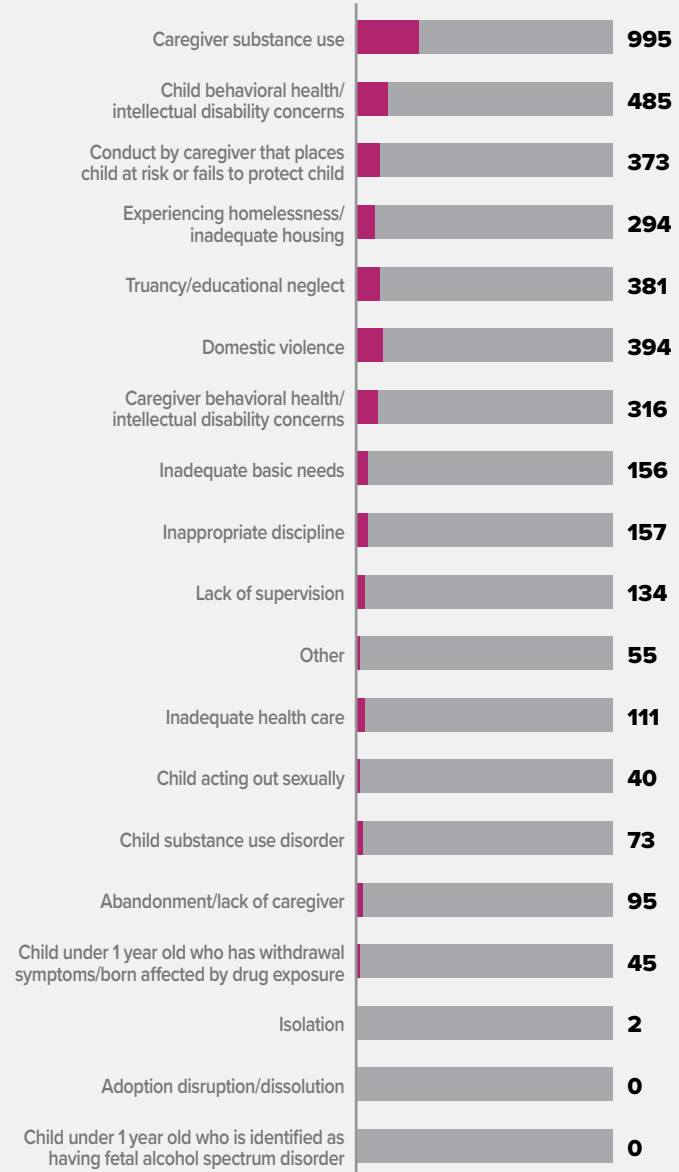
BREAKDOWN REPORTS SCREENED OUT BY REASON



VALID GPS CONCERNS BY TYPE

4,106

TOTAL CONCERNS



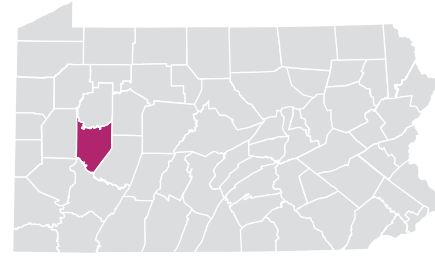
ALLEGHENY COUNTY

NOTE: A report may have more than one concern for each report; therefore, the total number of concerns will be greater than the total number of reports. In some reports, more than one child was assessed with valid concerns; therefore, the number of children assessed exceeds the number of valid assessed reports.

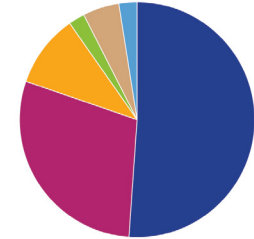


ARMSTRONG COUNTY

RURAL // POPULATION • 65,967 / POPULATION UNDER 18 • 12,744



TYPES OF ALLEGATIONS SUBSTANTIATED REPORTS



41 TOTAL ALLEGATIONS

- 21** (51.2%) Sexual Abuse
- 12** (29.3%) Physical Abuse/Bodily Injury
- 4** (9.8%) Reasonable Likelihood of Bodily Injury
- 1** (2.4%) Serious Physical Neglect
- 2** (4.9%) Engaging in Per Se Acts
- 1** (2.4%) Likelihood of Sexual Abuse/Exploitation
- 0** (0.0%) Serious Mental Injury
- 0** (0.0%) Severe Form of Trafficking in Persons or Sex Trafficking
- 0** (0.0%) Munchausen Syndrome by Proxy/Medical Abuse

▲ NOTE: A report may have more than one allegation for each report; therefore, the total number of allegations will be greater than the total number of reports.

2022 REPORTS OF CHILD ABUSE

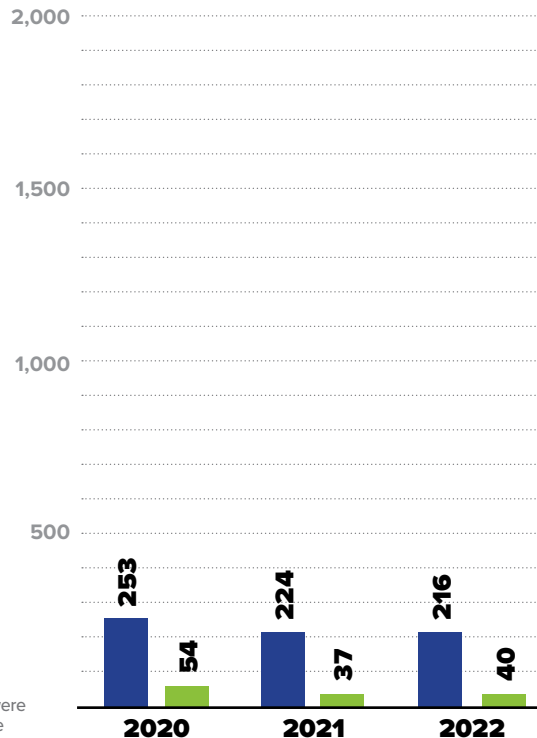
216

■ TOTAL REPORTS

40

■ SUBSTANTIATED REPORTS

▲ NOTE: CPS and GPS data reported were investigated and substantiated by the CCYA and may vary from statewide data which include both CCYA and OCYF Regional Office investigations.



▲ NOTE: 2021 totals above will not align with the 2021 totals in this same table in the 2021 report, as regional investigations were included for that year in error in the 2021 report.

SUBSTANTIATED REPORTS BY SEX OF VICTIM

FEMALE

25

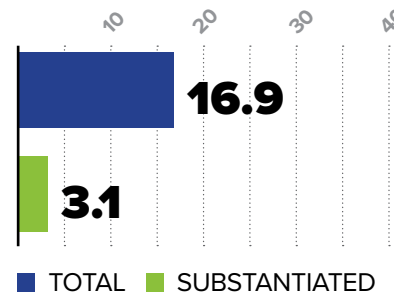
62.5%

MALE

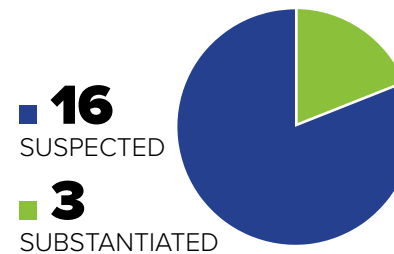
15

37.5%

CHILD ABUSE REPORTS PER 1,000 CHILDREN



CASES OF REPEAT ABUSE SUBSTANTIATED REPORTS



\$1,226,951

EXPENDITURES CHILD ABUSE INVESTIGATIONS AND GENERAL PROTECTIVE SERVICES ASSESSMENTS



2022 SUBSTANTIATED FATALITIES

0/60 MALE 0 FEMALE 0

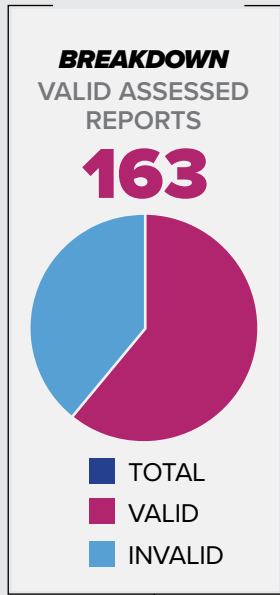
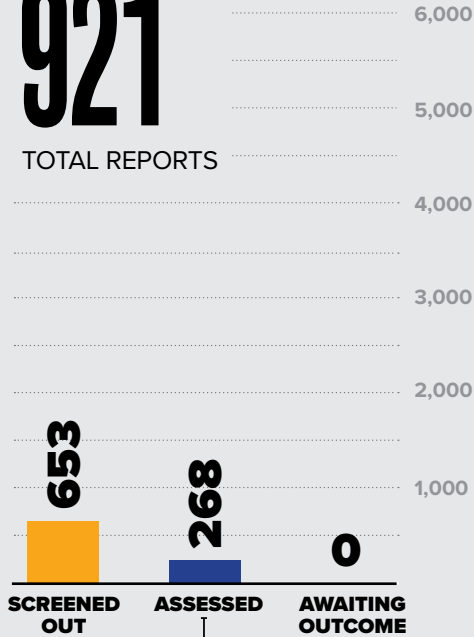
2022 SUBSTANTIATED NEAR FATALITIES

1/138 MALE 0 FEMALE 1

2022 REPORTS OF GENERAL PROTECTIVE SERVICES

921

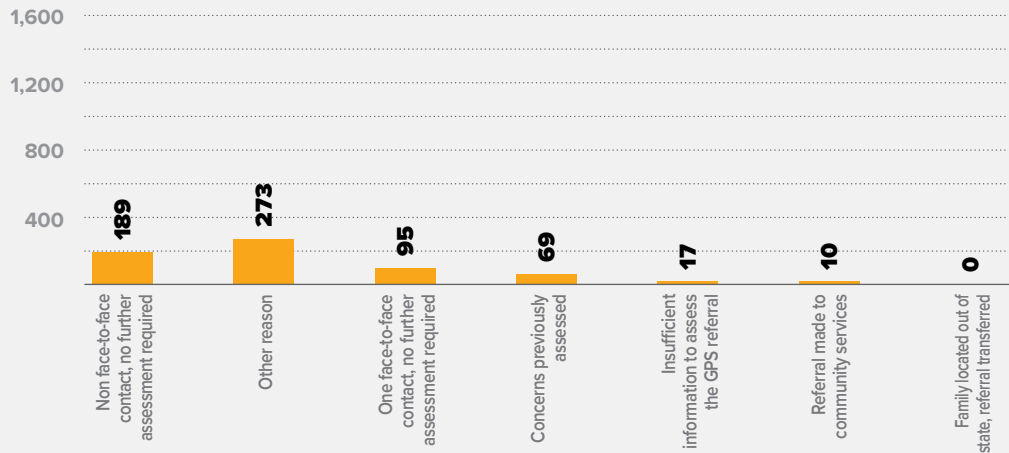
TOTAL REPORTS



NUMBER OF CHILDREN ASSESSED



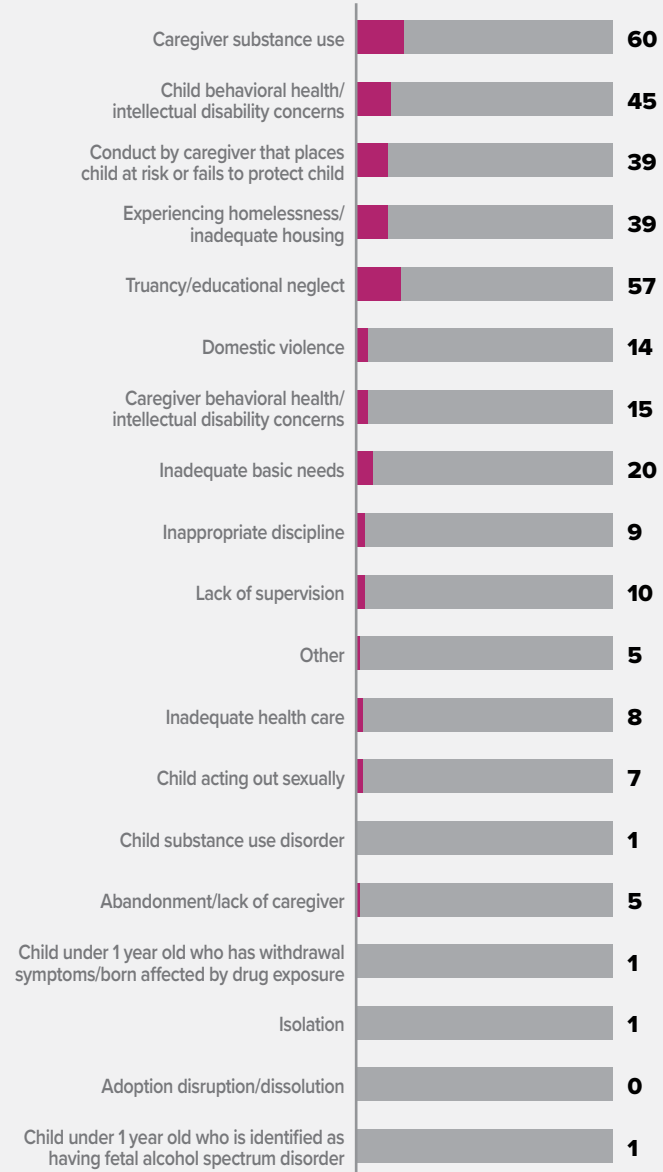
BREAKDOWN REPORTS SCREENED OUT BY REASON



VALID GPS CONCERNS BY TYPE

337

TOTAL CONCERNS



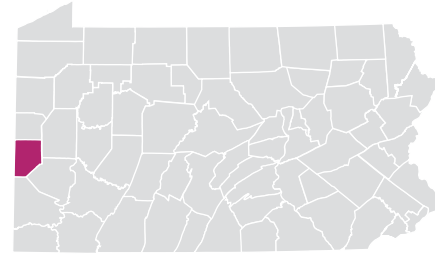
ARMSTRONG COUNTY

NOTE: A report may have more than one concern for each report; therefore, the total number of concerns will be greater than the total number of reports. In some reports, more than one child was assessed with valid concerns; therefore, the number of children assessed exceeds the number of valid assessed reports.

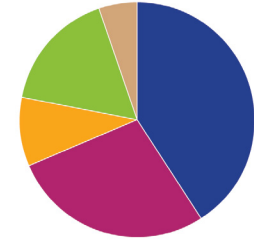


BEAVER COUNTY

URBAN // POPULATION • 168,260 / POPULATION UNDER 18 • 32,888



TYPES OF ALLEGATIONS SUBSTANTIATED REPORTS



115 TOTAL ALLEGATIONS

- **47** (40.9%) Sexual Abuse
- **32** (27.8%) Physical Abuse/Bodily Injury
- **11** (9.6%) Reasonable Likelihood of Bodily Injury
- **19** (16.5%) Serious Physical Neglect
- **6** (5.2%) Engaging in Per Se Acts
- **0** (0.0%) Likelihood of Sexual Abuse/Exploitation
- **0** (0.0%) Serious Mental Injury
- **0** (0.0%) Severe Form of Trafficking in Persons or Sex Trafficking
- **0** (0.0%) Munchausen Syndrome by Proxy/Medical Abuse

▲ NOTE: A report may have more than one allegation for each report; therefore, the total number of allegations will be greater than the total number of reports.

2022 REPORTS OF CHILD ABUSE

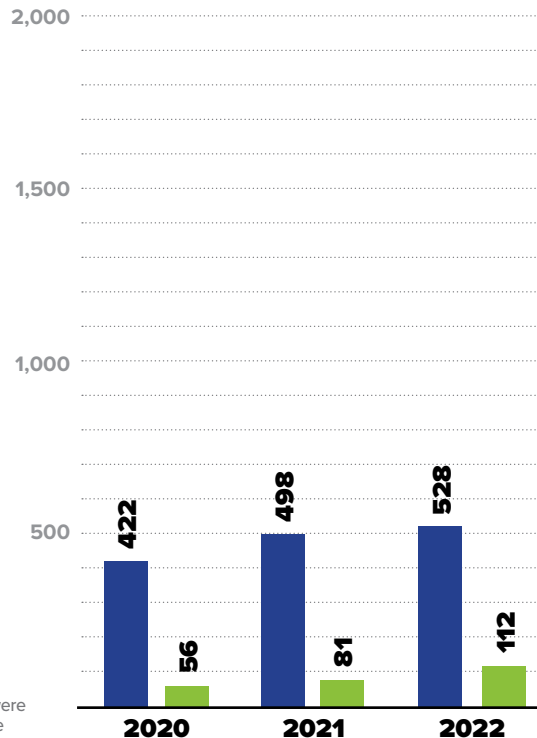
528

■ TOTAL REPORTS

112

■ SUBSTANTIATED REPORTS

▲ NOTE: CPS and GPS data reported were investigated and substantiated by the CCYA and may vary from statewide data which include both CCYA and OCYF Regional Office investigations.



▲ NOTE: 2021 totals above will not align with the 2021 totals in this same table in the 2021 report, as regional investigations were included for that year in error in the 2021 report.

SUBSTANTIATED REPORTS BY SEX OF VICTIM

FEMALE

58

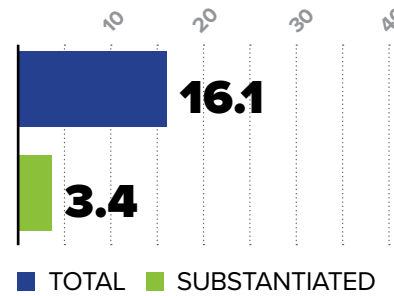
51.8%

MALE

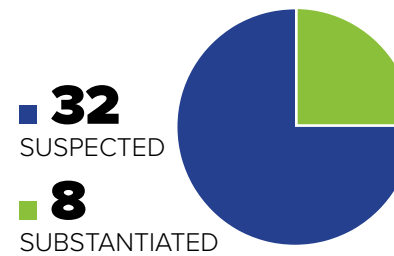
54

48.2%

CHILD ABUSE REPORTS PER 1,000 CHILDREN




CASES OF REPEAT ABUSE SUBSTANTIATED REPORTS



\$6,871,233

EXPENDITURES CHILD ABUSE INVESTIGATIONS AND GENERAL PROTECTIVE SERVICES ASSESSMENTS



2022 SUBSTANTIATED FATALITIES

0/60 MALE 0 FEMALE 0

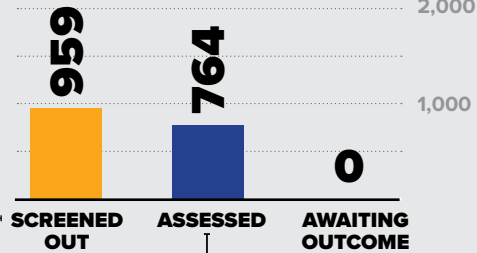
2022 SUBSTANTIATED NEAR FATALITIES

4/138 MALE 3 FEMALE 1

2022 REPORTS OF GENERAL PROTECTIVE SERVICES

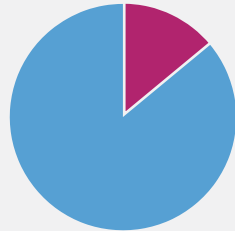
1,723

TOTAL REPORTS



BREAKDOWN VALID ASSESSED REPORTS

106



■ TOTAL
■ VALID
■ INVALID

NUMBER OF CHILDREN ASSESSED

1,025

TOTAL

148

VALID

CHILDREN ASSESSED PER 1,000 CHILDREN

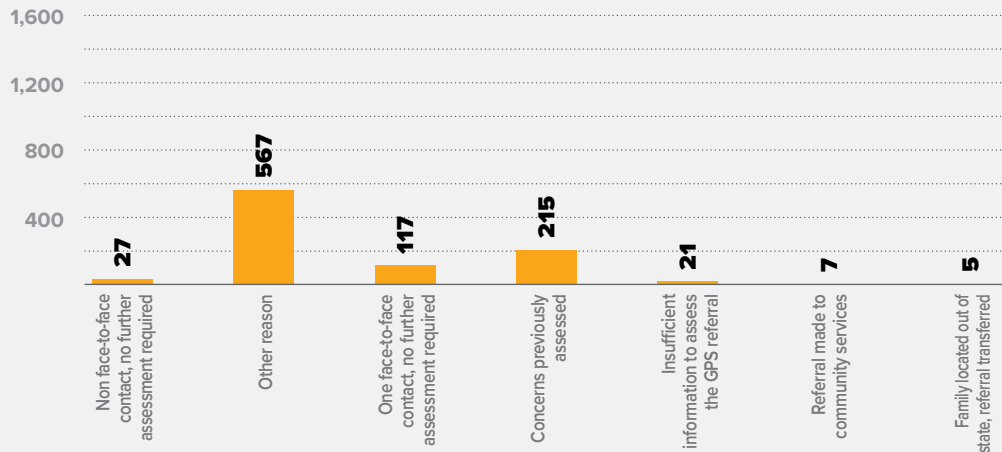
31.2

TOTAL

4.5

VALID

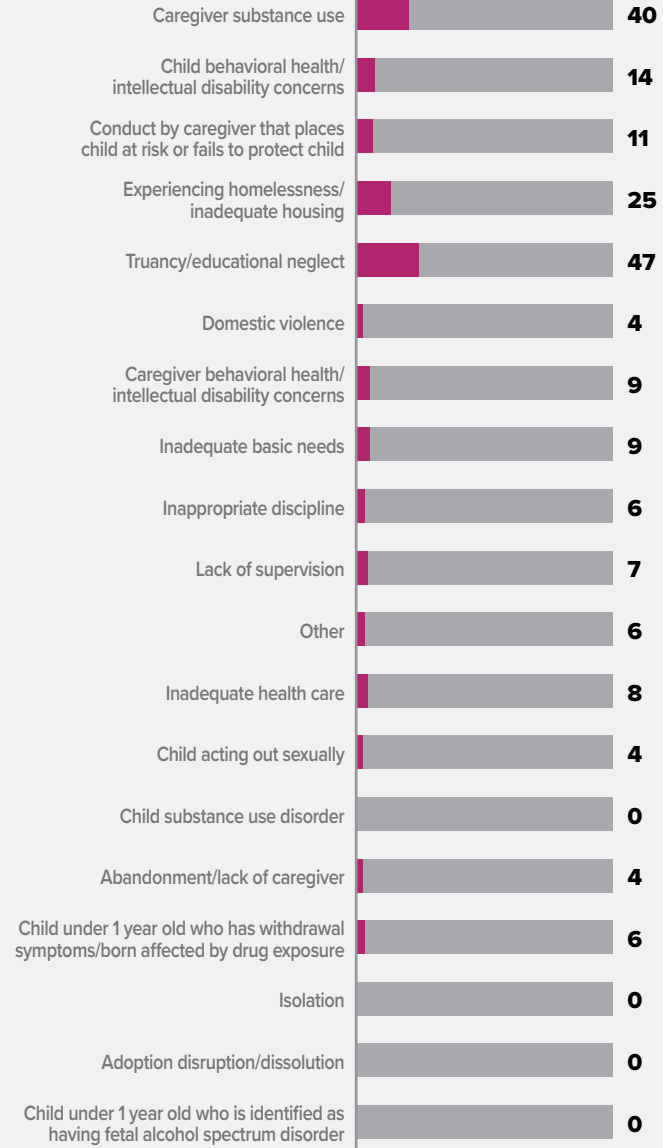
BREAKDOWN REPORTS SCREENED OUT BY REASON



VALID GPS CONCERNS BY TYPE

200

TOTAL CONCERNS



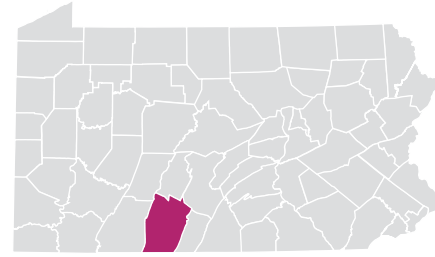
BEAVER COUNTY

▲ NOTE: A report may have more than one concern for each report; therefore, the total number of concerns will be greater than the total number of reports. In some reports, more than one child was assessed with valid concerns; therefore, the number of children assessed exceeds the number of valid assessed reports.

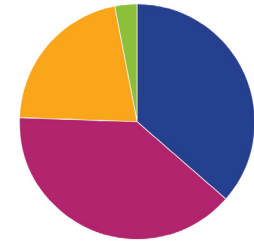


BEDFORD COUNTY

RURAL // POPULATION • 47,729 / POPULATION UNDER 18 • 9,396



TYPES OF ALLEGATIONS SUBSTANTIATED REPORTS



33 TOTAL ALLEGATIONS

- 12** (36.4%) Sexual Abuse
- 13** (39.4%) Physical Abuse/Bodily Injury
- 7** (21.2%) Reasonable Likelihood of Bodily Injury
- 1** (3.0%) Serious Physical Neglect
- 0** (0.0%) Engaging in Per Se Acts
- 0** (0.0%) Likelihood of Sexual Abuse/Exploitation
- 0** (0.0%) Serious Mental Injury
- 0** (0.0%) Severe Form of Trafficking in Persons or Sex Trafficking
- 0** (0.0%) Munchausen Syndrome by Proxy/Medical Abuse

▲ NOTE: A report may have more than one allegation for each report; therefore, the total number of allegations will be greater than the total number of reports.

2022 REPORTS OF CHILD ABUSE

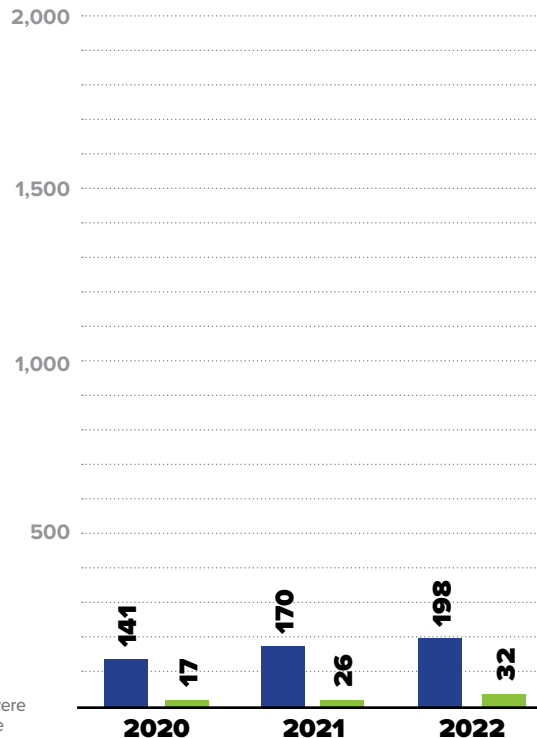
198

■ TOTAL REPORTS

32

■ SUBSTANTIATED REPORTS

▲ NOTE: CPS and GPS data reported were investigated and substantiated by the CCYA and may vary from statewide data which include both CCYA and OCYF Regional Office investigations.



▲ NOTE: 2021 totals above will not align with the 2021 totals in this same table in the 2021 report, as regional investigations were included for that year in error in the 2021 report.

SUBSTANTIATED REPORTS BY SEX OF VICTIM

FEMALE

18

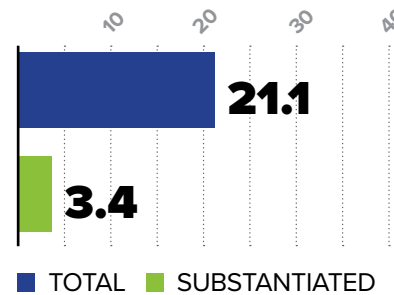
56.3%

MALE

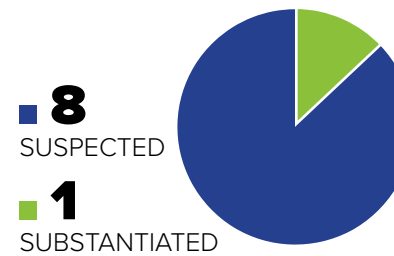
14

43.8%

CHILD ABUSE REPORTS PER 1,000 CHILDREN



CASES OF REPEAT ABUSE SUBSTANTIATED REPORTS



\$590,985

EXPENDITURES CHILD ABUSE INVESTIGATIONS AND GENERAL PROTECTIVE SERVICES ASSESSMENTS



2022 SUBSTANTIATED FATALITIES

1/60 MALE 1 FEMALE 0


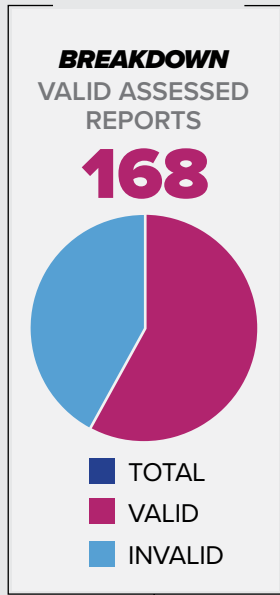
2022 SUBSTANTIATED NEAR FATALITIES

3/138 MALE 2 FEMALE 1

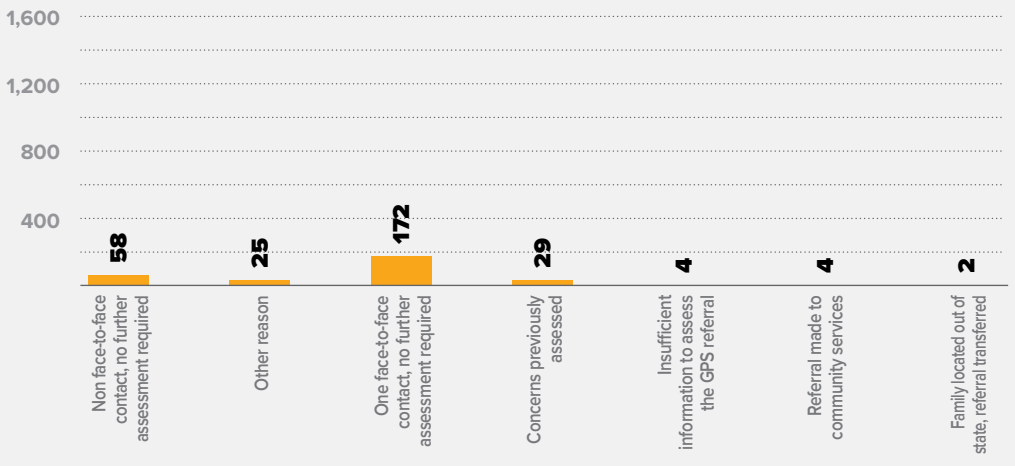
2022 REPORTS OF GENERAL PROTECTIVE SERVICES

585

TOTAL REPORTS



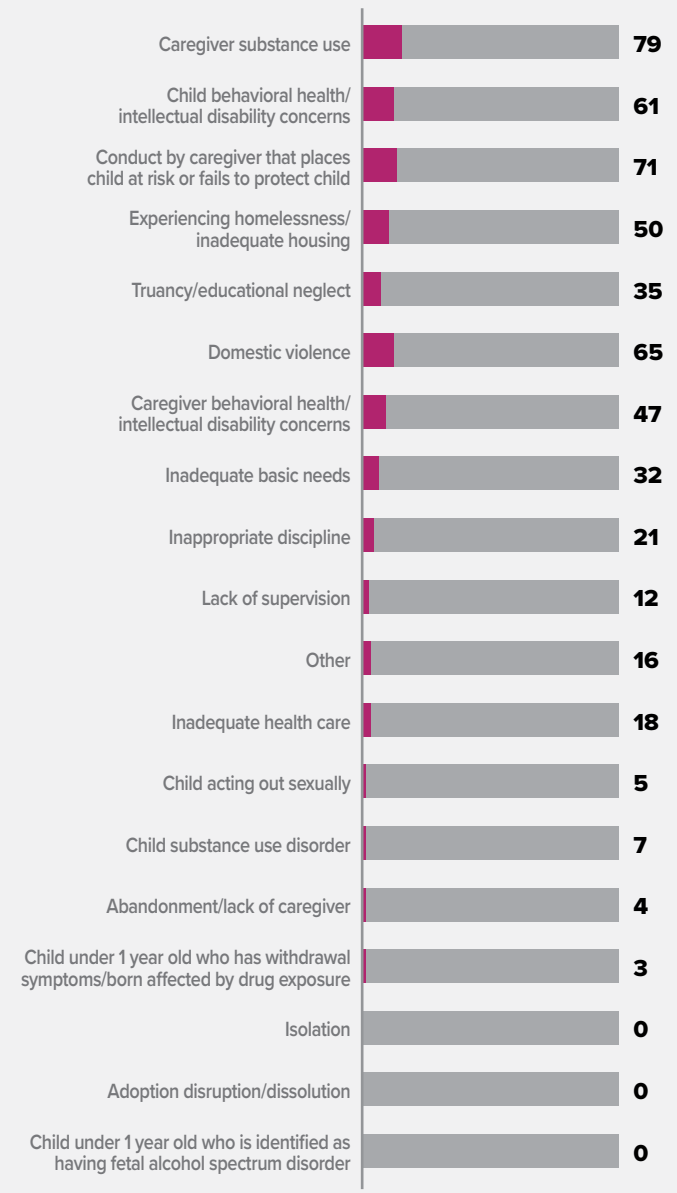
BREAKDOWN REPORTS SCREENED OUT BY REASON



VALID GPS CONCERNS BY TYPE

526

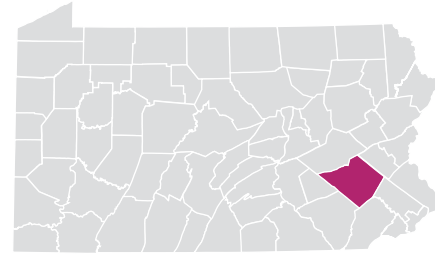
TOTAL CONCERNS



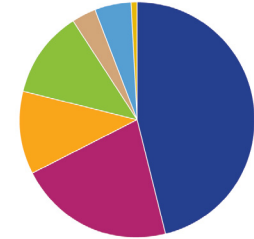
NOTE: A report may have more than one concern for each report; therefore, the total number of concerns will be greater than the total number of reports. In some reports, more than one child was assessed with valid concerns; therefore, the number of children assessed exceeds the number of valid assessed reports.

BERKS COUNTY

URBAN // POPULATION • 426,967 / POPULATION UNDER 18 • 96,040



TYPES OF ALLEGATIONS SUBSTANTIATED REPORTS



158 TOTAL ALLEGATIONS

- 73** (46.2%) Sexual Abuse
- 34** (21.5%) Physical Abuse/Bodily Injury
- 18** (11.4%) Reasonable Likelihood of Bodily Injury
- 19** (12.0%) Serious Physical Neglect
- 5** (3.2%) Engaging in Per Se Acts
- 8** (5.1%) Likelihood of Sexual Abuse/Exploitation
- 0** (0.0%) Serious Mental Injury
- 1** (0.6%) Severe Form of Trafficking in Persons or Sex Trafficking
- 0** (0.0%) Munchausen Syndrome by Proxy/Medical Abuse

▲ NOTE: A report may have more than one allegation for each report; therefore, the total number of allegations will be greater than the total number of reports.

2022 REPORTS OF CHILD ABUSE

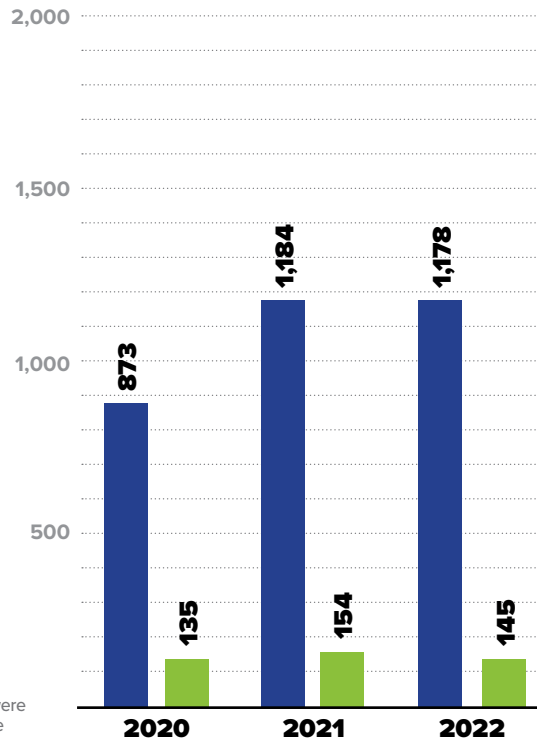
1,178

■ TOTAL REPORTS

145

■ SUBSTANTIATED REPORTS

▲ NOTE: CPS and GPS data reported were investigated and substantiated by the CCYA and may vary from statewide data which include both CCYA and OCYF Regional Office investigations.



▲ NOTE: 2021 totals above will not align with the 2021 totals in this same table in the 2021 report, as regional investigations were included for that year in error in the 2021 report.

SUBSTANTIATED REPORTS BY SEX OF VICTIM

FEMALE

99

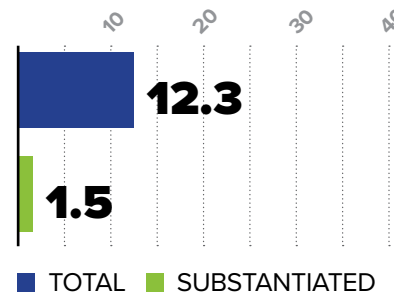
68.3%

MALE

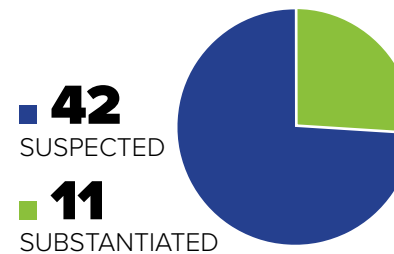
46

31.7%

CHILD ABUSE REPORTS PER 1,000 CHILDREN



CASES OF REPEAT ABUSE SUBSTANTIATED REPORTS



\$3,806,960

EXPENDITURES CHILD ABUSE INVESTIGATIONS AND GENERAL PROTECTIVE SERVICES ASSESSMENTS



2022 SUBSTANTIATED FATALITIES

1/60 MALE 0 FEMALE 1

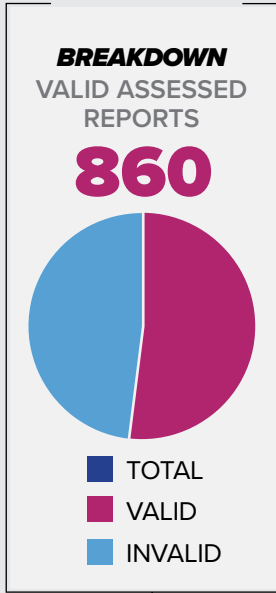
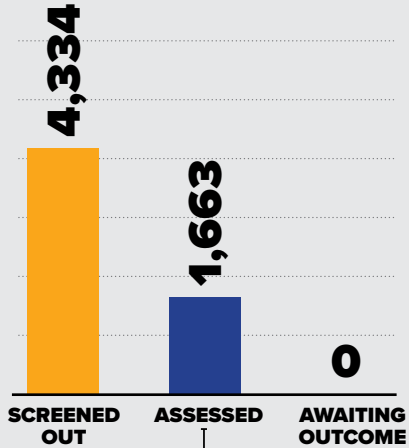
2022 SUBSTANTIATED NEAR FATALITIES

1/138 MALE 0 FEMALE 1



2022 REPORTS OF
GENERAL PROTECTIVE SERVICES

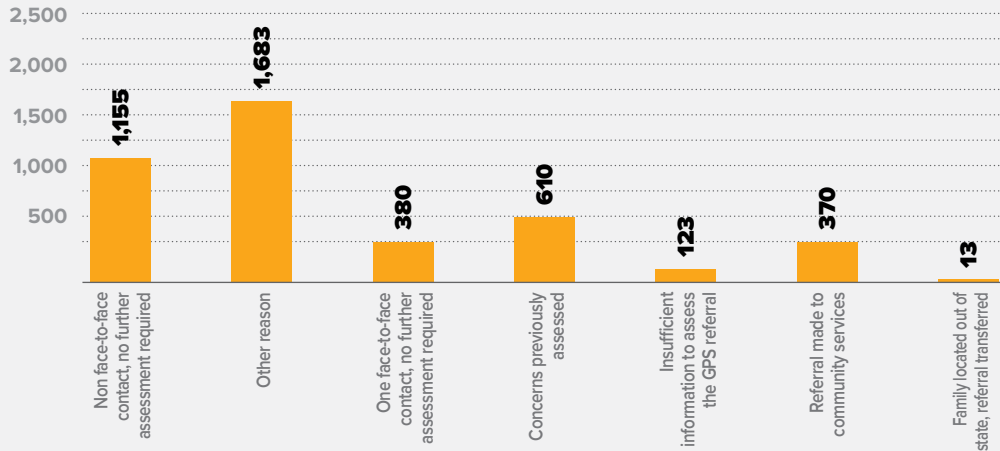
5,997
TOTAL REPORTS



NUMBER OF
CHILDREN
ASSESSED

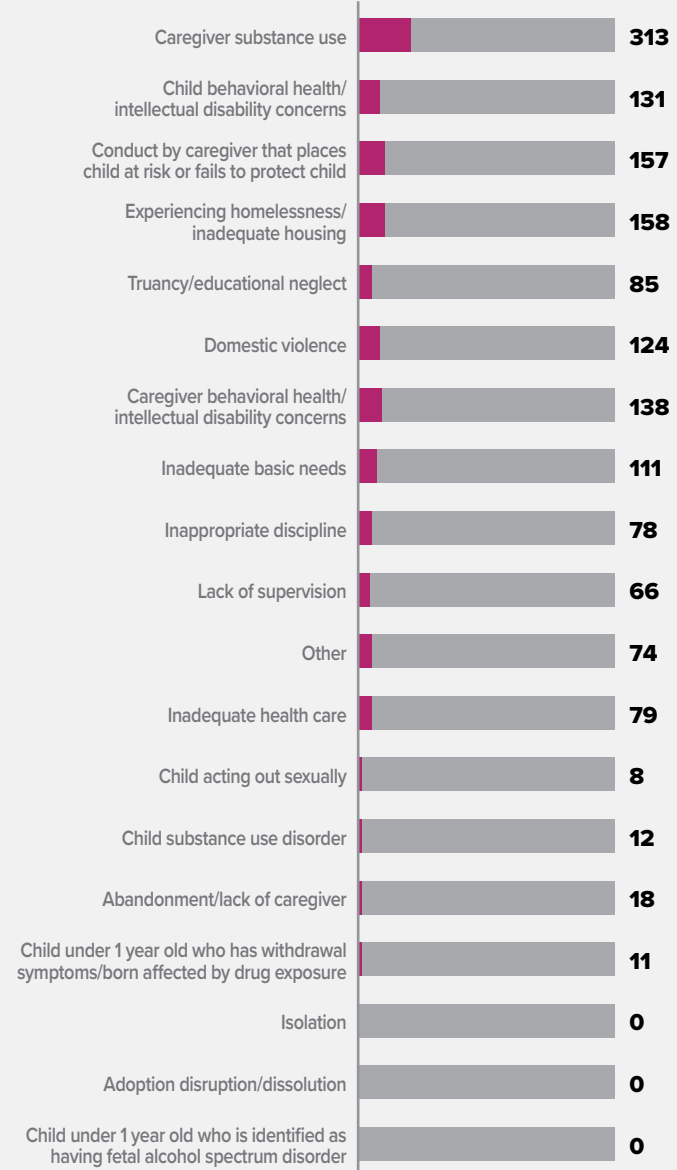


**BREAKDOWN
REPORTS SCREENED OUT BY REASON**



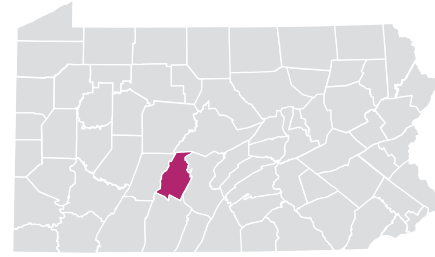
**VALID GPS
CONCERNS
BY TYPE**

1,563
TOTAL CONCERNS

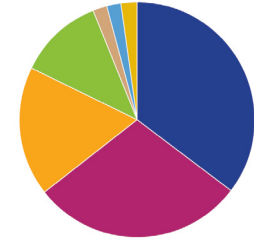


BLAIR COUNTY

RURAL // POPULATION • 123,132 / POPULATION UNDER 18 • 25,277



TYPES OF ALLEGATIONS SUBSTANTIATED REPORTS



51 TOTAL ALLEGATIONS

- 18** (35.3%) Sexual Abuse
- 15** (29.4%) Physical Abuse/Bodily Injury
- 9** (17.6%) Reasonable Likelihood of Bodily Injury
- 6** (11.8%) Serious Physical Neglect
- 1** (2.0%) Engaging in Per Se Acts
- 1** (2.0%) Likelihood of Sexual Abuse/Exploitation
- 0** (0.0%) Serious Mental Injury
- 1** (2.0%) Severe Form of Trafficking in Persons or Sex Trafficking
- 0** (0.0%) Munchausen Syndrome by Proxy/Medical Abuse

▲ NOTE: A report may have more than one allegation for each report; therefore, the total number of allegations will be greater than the total number of reports.

2022 REPORTS OF CHILD ABUSE

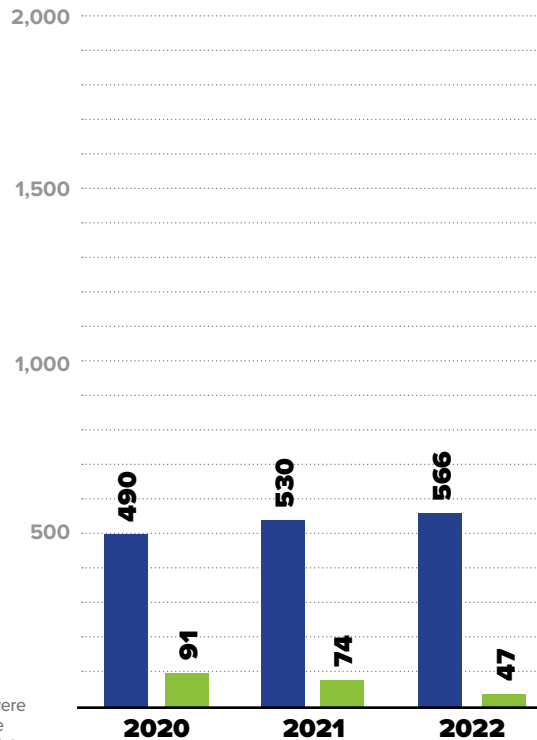
566

■ TOTAL REPORTS

47

■ SUBSTANTIATED REPORTS

▲ NOTE: CPS and GPS data reported were investigated and substantiated by the CCYA and may vary from statewide data which include both CCYA and OCYF Regional Office investigations.



▲ NOTE: 2021 totals above will not align with the 2021 totals in this same table in the 2021 report, as regional investigations were included for that year in error in the 2021 report.

SUBSTANTIATED REPORTS BY SEX OF VICTIM

FEMALE

28

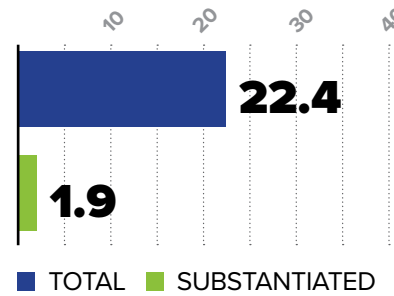
59.6%

MALE

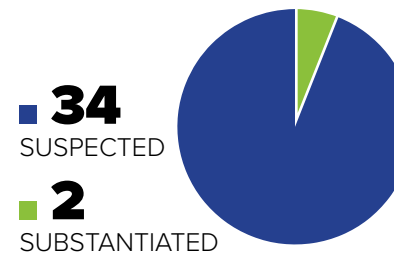
19

40.4%

CHILD ABUSE REPORTS PER 1,000 CHILDREN



CASES OF REPEAT ABUSE SUBSTANTIATED REPORTS



\$1,478,004

EXPENDITURES CHILD ABUSE INVESTIGATIONS AND GENERAL PROTECTIVE SERVICES ASSESSMENTS



2022 SUBSTANTIATED FATALITIES

0/60 MALE 0 FEMALE 0

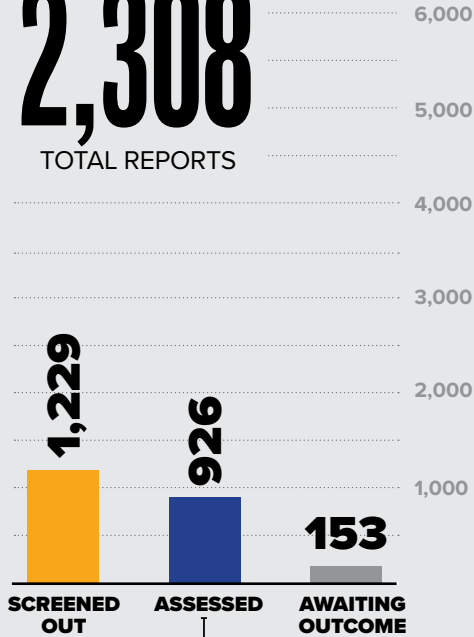
2022 SUBSTANTIATED NEAR FATALITIES

3/138 MALE 1 FEMALE 2

2022 REPORTS OF GENERAL PROTECTIVE SERVICES

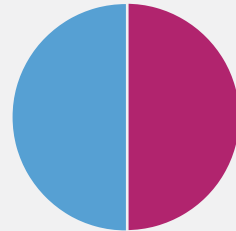
2,308

TOTAL REPORTS



BREAKDOWN VALID ASSESSED REPORTS

465



■ TOTAL
■ VALID
■ INVALID

NUMBER OF CHILDREN ASSESSED

1,250

TOTAL

615

VALID

CHILDREN ASSESSED PER 1,000 CHILDREN

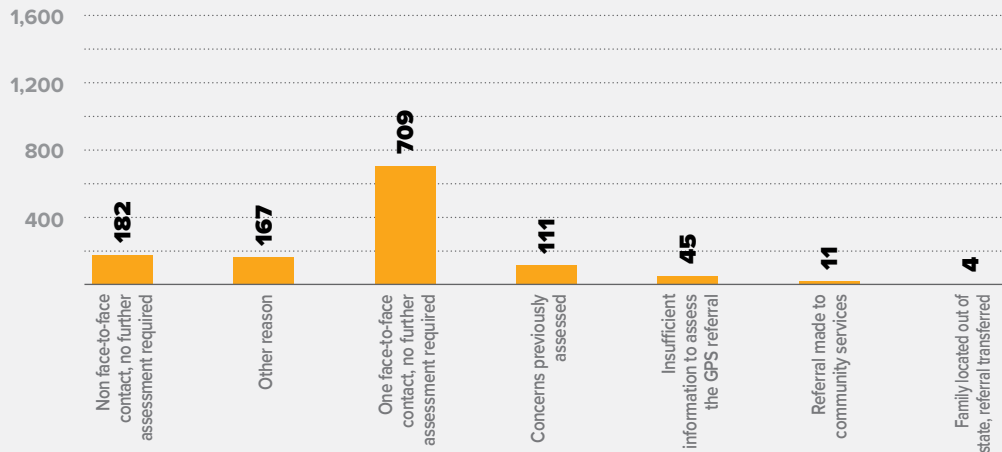
49.5

TOTAL

24.3

VALID

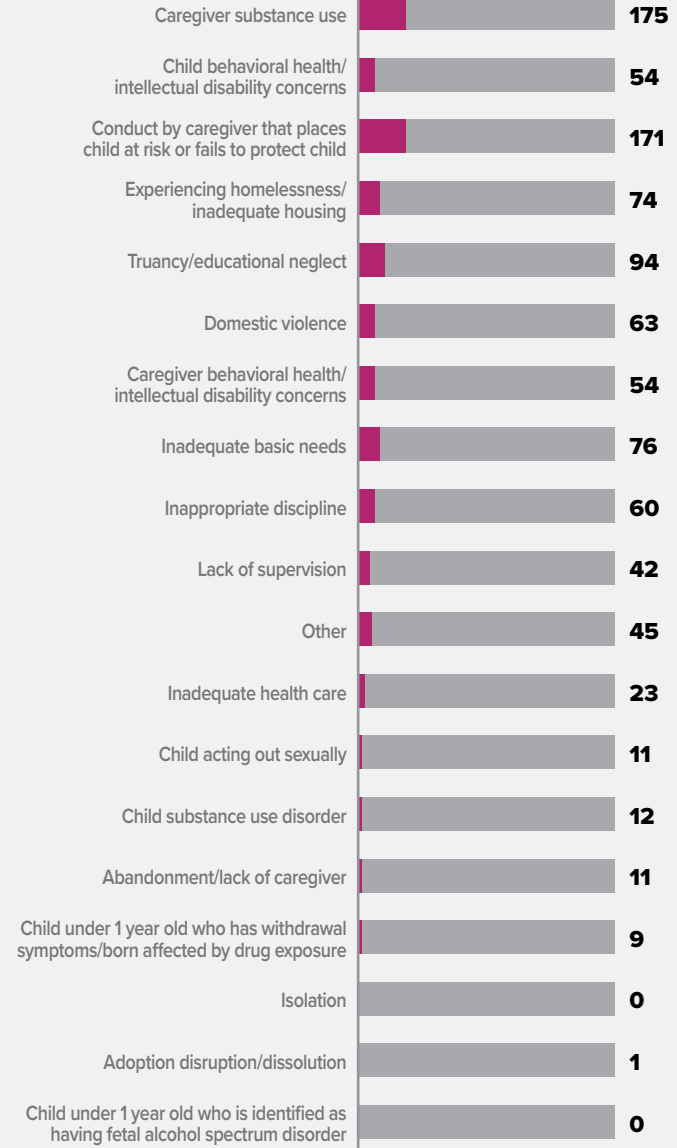
BREAKDOWN REPORTS SCREENED OUT BY REASON



VALID GPS CONCERNS BY TYPE

975

TOTAL CONCERNS



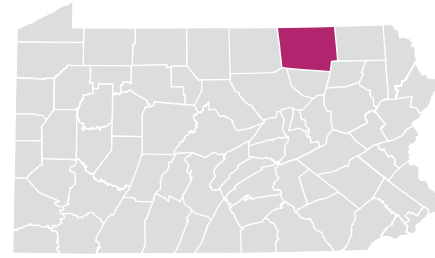
BLAIR COUNTY

NOTE: A report may have more than one concern for each report; therefore, the total number of concerns will be greater than the total number of reports. In some reports, more than one child was assessed with valid concerns; therefore, the number of children assessed exceeds the number of valid assessed reports.

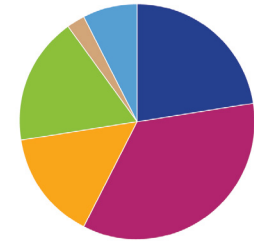


BRADFORD COUNTY

RURAL // POPULATION • 60,233 / POPULATION UNDER 18 • 13,391



TYPES OF ALLEGATIONS SUBSTANTIATED REPORTS



40 TOTAL ALLEGATIONS

- **9** (22.5%) Sexual Abuse
- **14** (35.0%) Physical Abuse/Bodily Injury
- **6** (15.0%) Reasonable Likelihood of Bodily Injury
- **7** (17.5%) Serious Physical Neglect
- **1** (2.5%) Engaging in Per Se Acts
- **3** (7.5%) Likelihood of Sexual Abuse/Exploitation
- **0** (0.0%) Serious Mental Injury
- **0** (0.0%) Severe Form of Trafficking in Persons or Sex Trafficking
- **0** (0.0%) Munchausen Syndrome by Proxy/Medical Abuse

▲ NOTE: A report may have more than one allegation for each report; therefore, the total number of allegations will be greater than the total number of reports.

2022 REPORTS OF CHILD ABUSE

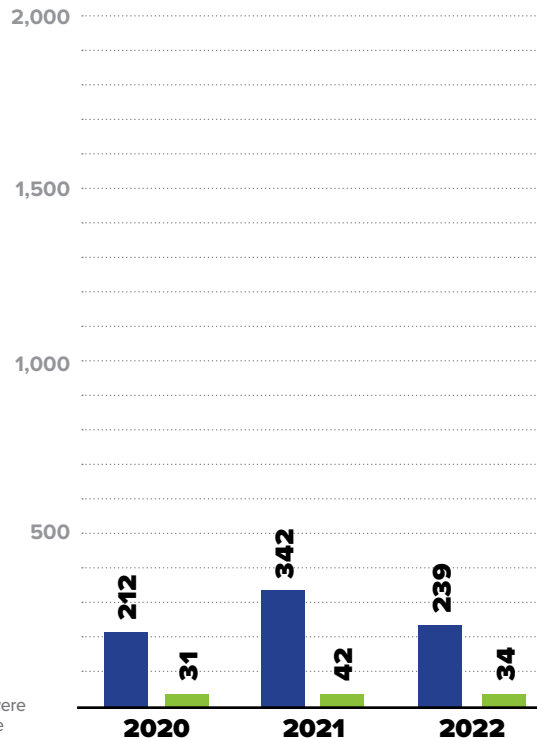
239

■ TOTAL REPORTS

34

■ SUBSTANTIATED REPORTS

▲ NOTE: CPS and GPS data reported were investigated and substantiated by the CCYA and may vary from statewide data which include both CCYA and OCYF Regional Office investigations.



▲ NOTE: 2021 totals above will not align with the 2021 totals in this same table in the 2021 report, as regional investigations were included for that year in error in the 2021 report.

SUBSTANTIATED REPORTS BY SEX OF VICTIM

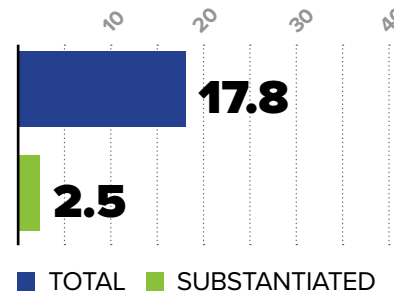
FEMALE

17
50.0%

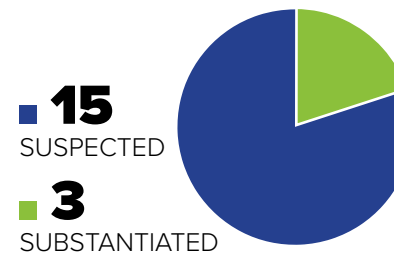
MALE

17
50.0%

CHILD ABUSE REPORTS PER 1,000 CHILDREN



CASES OF REPEAT ABUSE SUBSTANTIATED REPORTS



\$1,624,916

EXPENDITURES CHILD ABUSE INVESTIGATIONS AND GENERAL PROTECTIVE SERVICES ASSESSMENTS



2022 SUBSTANTIATED FATALITIES

0/60 MALE FEMALE


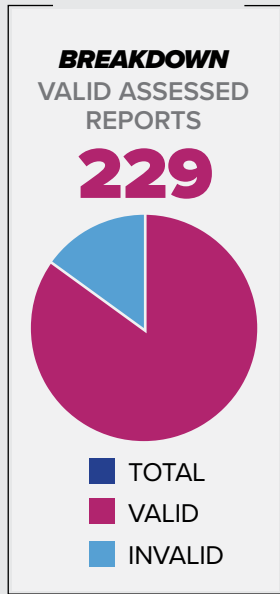
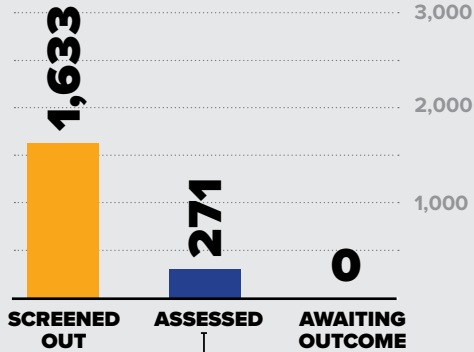
2022 SUBSTANTIATED NEAR FATALITIES

0/138 MALE FEMALE

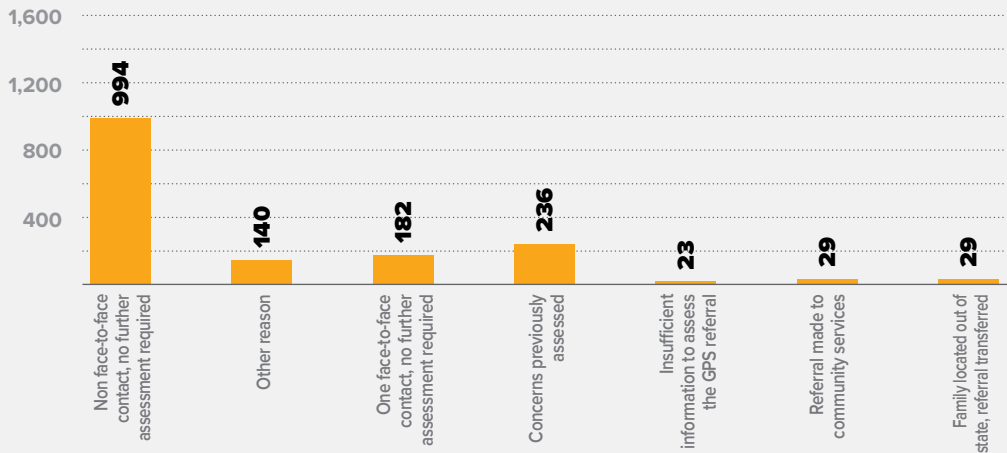
2022 REPORTS OF GENERAL PROTECTIVE SERVICES

1,904

TOTAL REPORTS



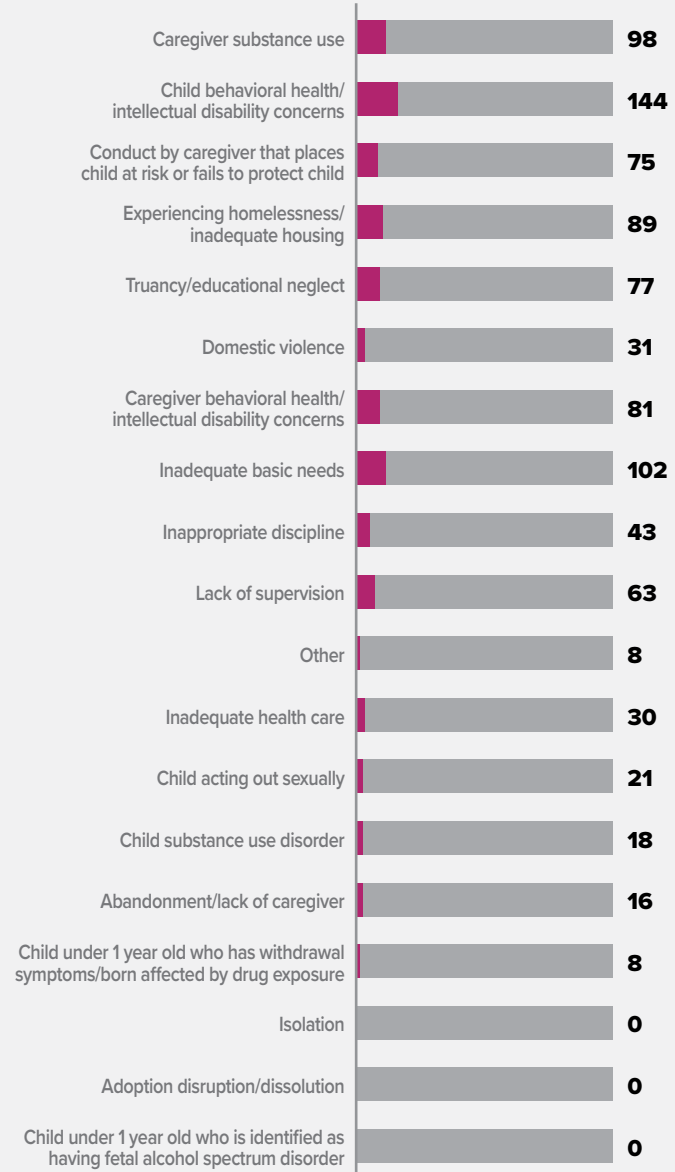
BREAKDOWN REPORTS SCREENED OUT BY REASON



VALID GPS CONCERNS BY TYPE

904

TOTAL CONCERNS



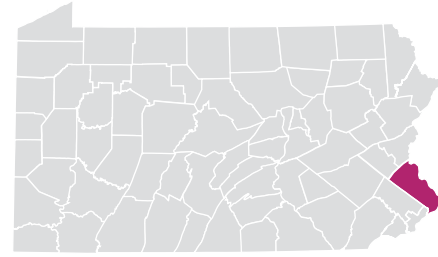
BRADFORD COUNTY

NOTE: A report may have more than one concern for each report; therefore, the total number of concerns will be greater than the total number of reports. In some reports, more than one child was assessed with valid concerns; therefore, the number of children assessed exceeds the number of valid assessed reports.

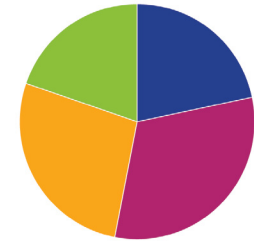


BUCKS COUNTY

URBAN // POPULATION • 643,872 / POPULATION UNDER 18 • 131,658



TYPES OF ALLEGATIONS SUBSTANTIATED REPORTS



92 TOTAL ALLEGATIONS

- 20** (21.7%) Sexual Abuse
- 29** (31.5%) Physical Abuse/Bodily Injury
- 25** (27.2%) Reasonable Likelihood of Bodily Injury
- 18** (19.6%) Serious Physical Neglect
- 0** (0.0%) Engaging in Per Se Acts
- 0** (0.0%) Likelihood of Sexual Abuse/Exploitation
- 0** (0.0%) Serious Mental Injury
- 0** (0.0%) Severe Form of Trafficking in Persons or Sex Trafficking
- 0** (0.0%) Munchausen Syndrome by Proxy/Medical Abuse

▲ NOTE: A report may have more than one allegation for each report; therefore, the total number of allegations will be greater than the total number of reports.

2022 REPORTS OF CHILD ABUSE

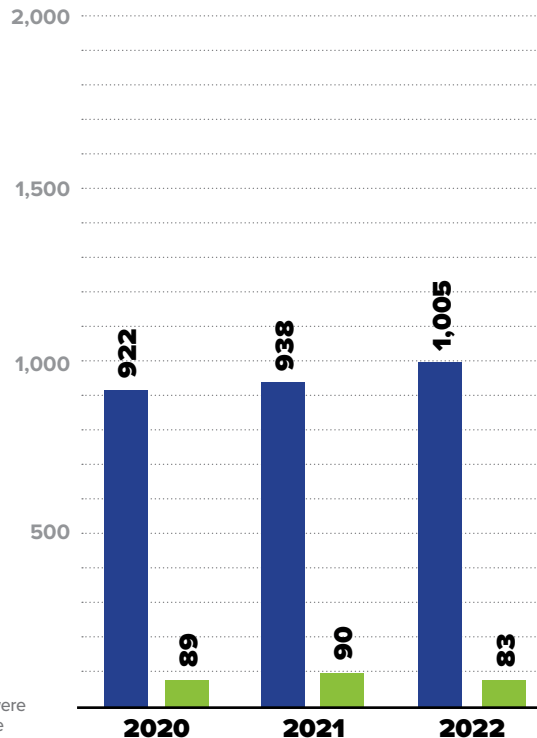
1,005

■ TOTAL REPORTS

83

■ SUBSTANTIATED REPORTS

▲ NOTE: CPS and GPS data reported were investigated and substantiated by the CCYA and may vary from statewide data which include both CCYA and OCYF Regional Office investigations.



▲ NOTE: 2021 totals above will not align with the 2021 totals in this same table in the 2021 report, as regional investigations were included for that year in error in the 2021 report.

SUBSTANTIATED REPORTS BY SEX OF VICTIM

FEMALE

46

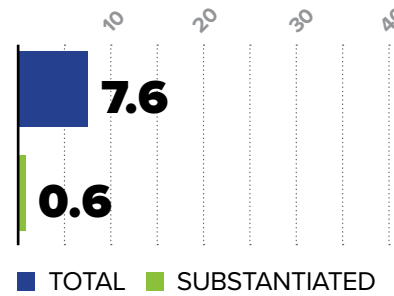
55.4%

MALE

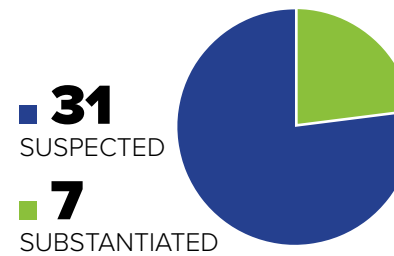
37

44.6%

CHILD ABUSE REPORTS PER 1,000 CHILDREN



CASES OF REPEAT ABUSE SUBSTANTIATED REPORTS



\$12,225,180

EXPENDITURES CHILD ABUSE INVESTIGATIONS AND GENERAL PROTECTIVE SERVICES ASSESSMENTS



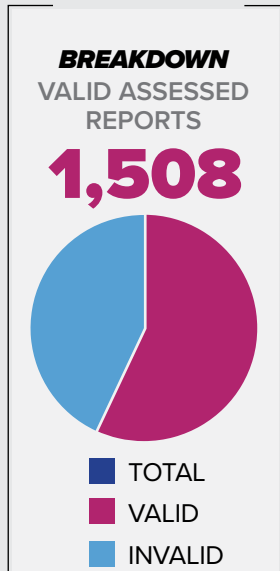
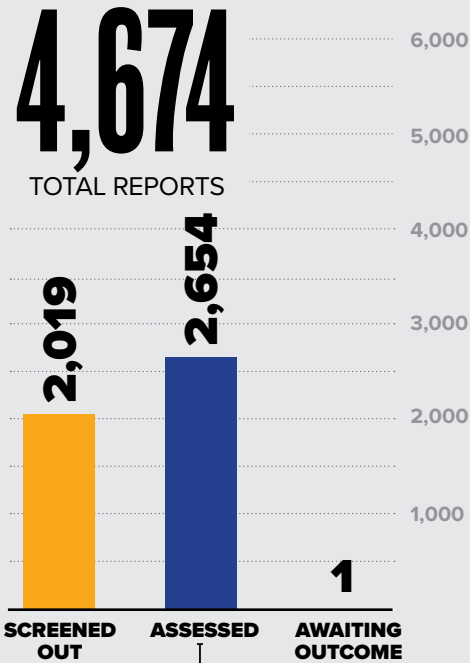
2022 SUBSTANTIATED FATALITIES

2/60 MALE 2 FEMALE 0

2022 SUBSTANTIATED NEAR FATALITIES

2/138 MALE 1 FEMALE 1

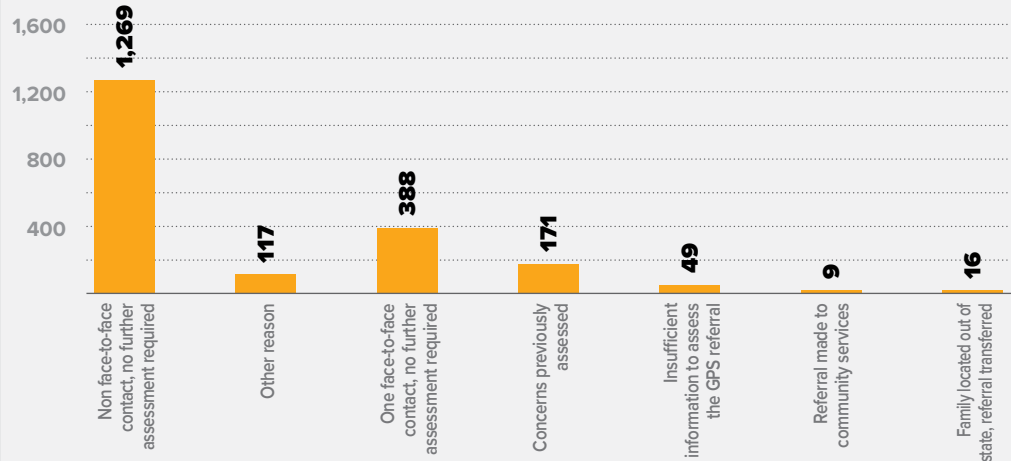
2022 REPORTS OF GENERAL PROTECTIVE SERVICES



NUMBER OF CHILDREN ASSESSED

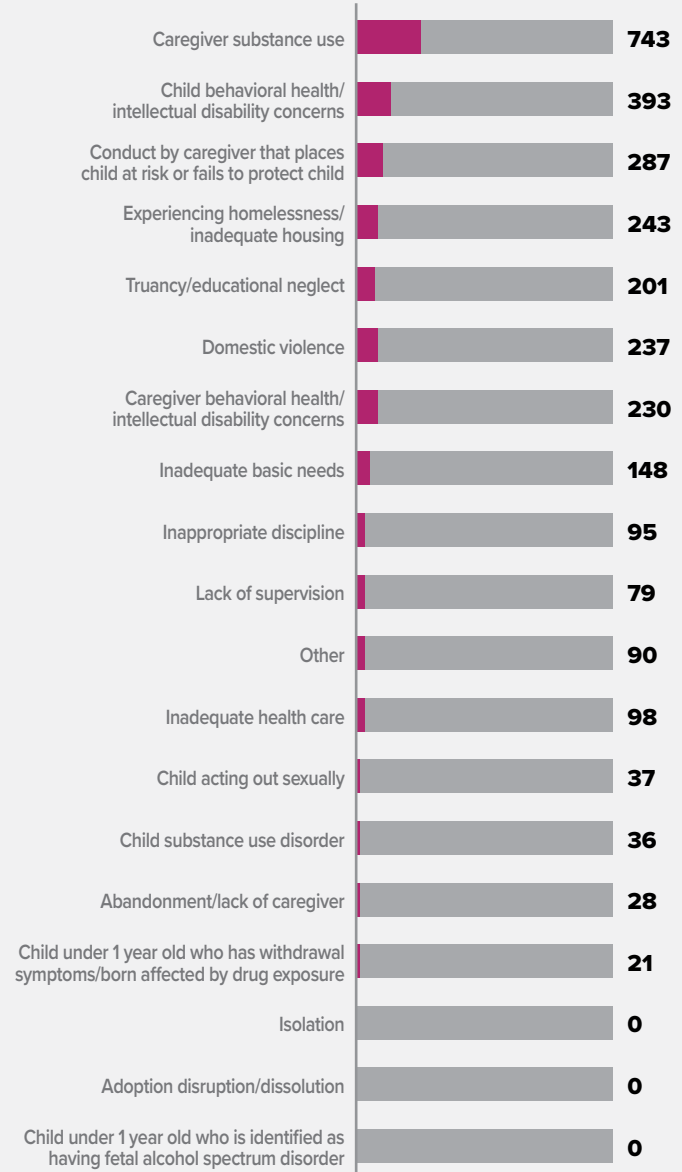


BREAKDOWN REPORTS SCREENED OUT BY REASON



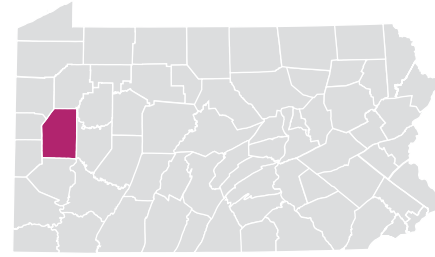
VALID GPS CONCERNS BY TYPE

2,966
TOTAL CONCERNS

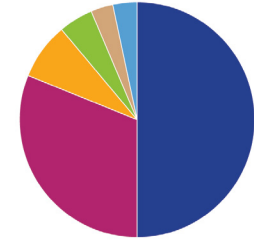


BUTLER COUNTY

RURAL // POPULATION • 192,561 / POPULATION UNDER 18 • 38,537



TYPES OF ALLEGATIONS SUBSTANTIATED REPORTS



64 TOTAL ALLEGATIONS

- 32** (50.0%) Sexual Abuse
- 20** (31.3%) Physical Abuse/Bodily Injury
- 5** (7.8%) Reasonable Likelihood of Bodily Injury
- 3** (4.7%) Serious Physical Neglect
- 2** (3.1%) Engaging in Per Se Acts
- 2** (3.1%) Likelihood of Sexual Abuse/Exploitation
- 0** (0.0%) Serious Mental Injury
- 0** (0.0%) Severe Form of Trafficking in Persons or Sex Trafficking
- 0** (0.0%) Munchausen Syndrome by Proxy/Medical Abuse

▲ NOTE: A report may have more than one allegation for each report; therefore, the total number of allegations will be greater than the total number of reports.

2022 REPORTS OF CHILD ABUSE

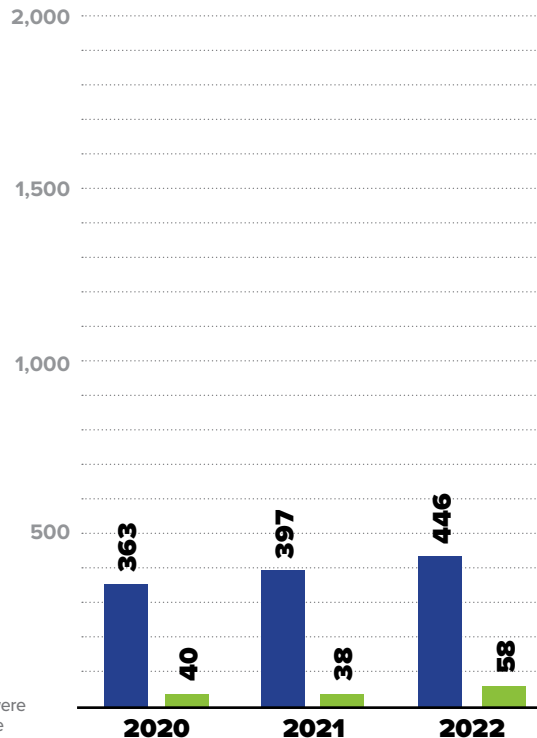
446

■ TOTAL REPORTS

58

■ SUBSTANTIATED REPORTS

▲ NOTE: CPS and GPS data reported were investigated and substantiated by the CCYA and may vary from statewide data which include both CCYA and OCYF Regional Office investigations.



▲ NOTE: 2021 totals above will not align with the 2021 totals in this same table in the 2021 report, as regional investigations were included for that year in error in the 2021 report.

SUBSTANTIATED REPORTS BY SEX OF VICTIM

FEMALE

29

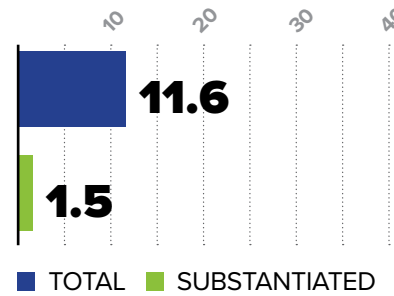
50.0%

MALE

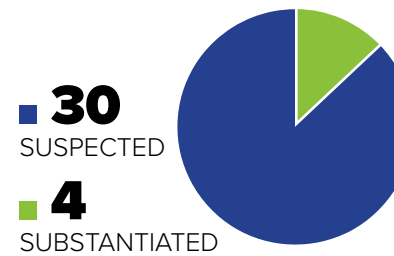
29

50.0%

CHILD ABUSE REPORTS PER 1,000 CHILDREN



CASES OF REPEAT ABUSE SUBSTANTIATED REPORTS



\$3,075,821

EXPENDITURES CHILD ABUSE INVESTIGATIONS AND GENERAL PROTECTIVE SERVICES ASSESSMENTS



2022 SUBSTANTIATED FATALITIES

0/60 MALE FEMALE


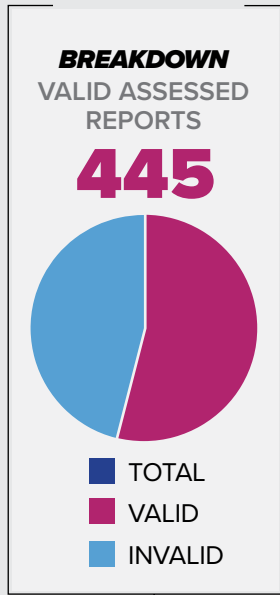
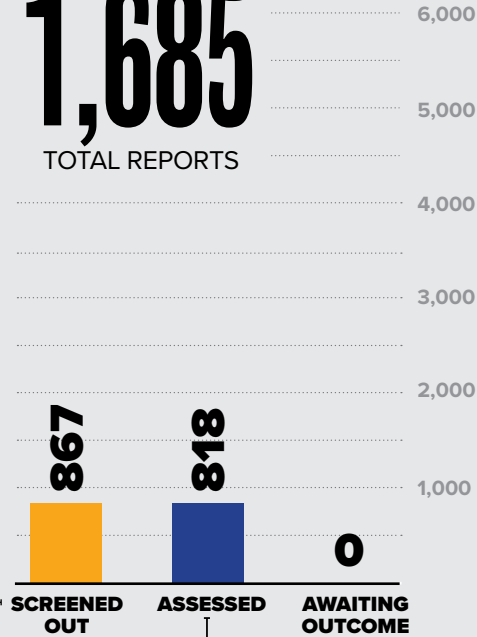
2022 SUBSTANTIATED NEAR FATALITIES

0/138 MALE FEMALE

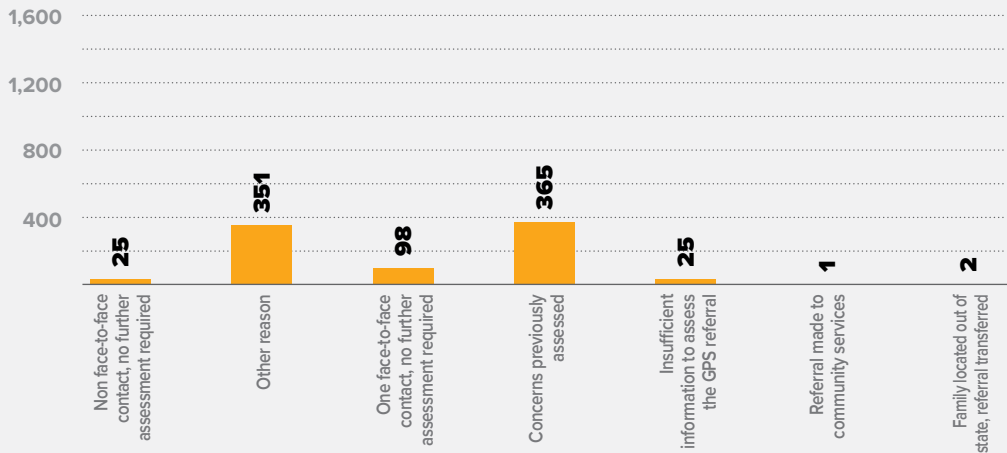
2022 REPORTS OF GENERAL PROTECTIVE SERVICES

1,685

TOTAL REPORTS



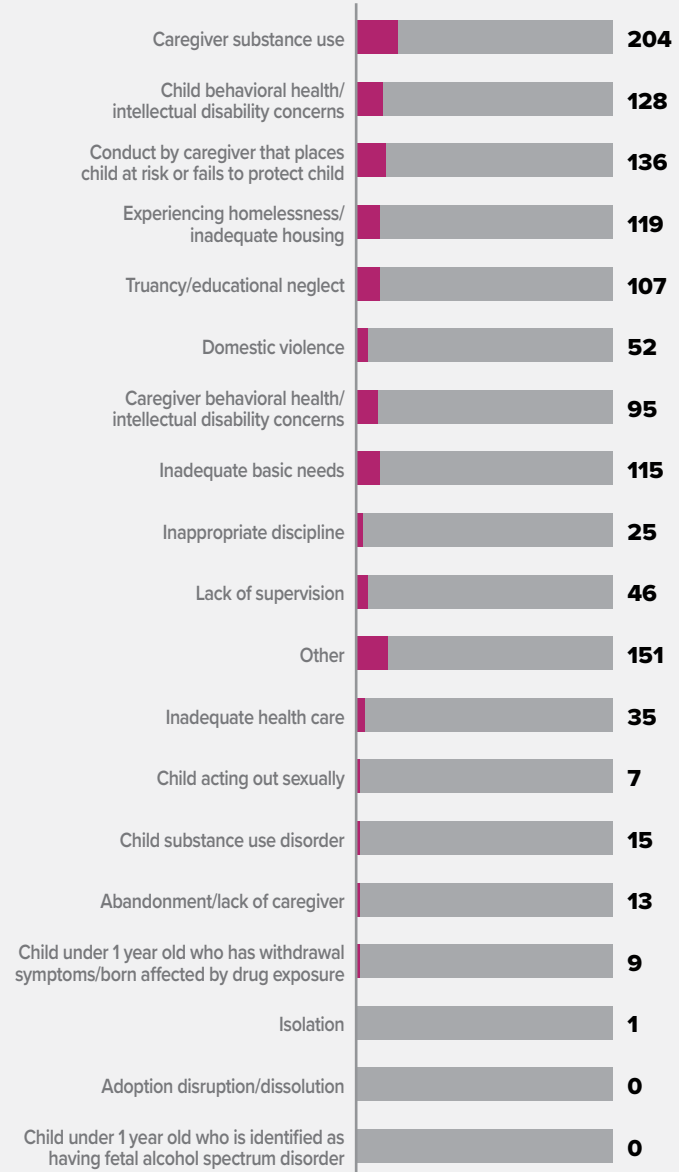
BREAKDOWN REPORTS SCREENED OUT BY REASON



VALID GPS CONCERNS BY TYPE

1,258

TOTAL CONCERNS



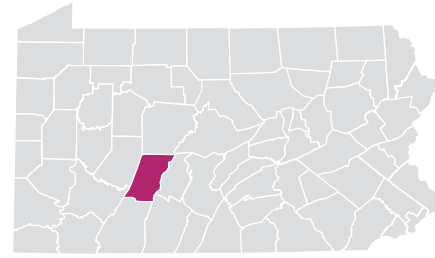
BUTLER COUNTY

NOTE: A report may have more than one concern for each report; therefore, the total number of concerns will be greater than the total number of reports. In some reports, more than one child was assessed with valid concerns; therefore, the number of children assessed exceeds the number of valid assessed reports.

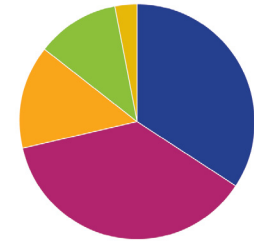


CAMBRIA COUNTY

RURAL // POPULATION • 134,048 / POPULATION UNDER 18 • 26,074



TYPES OF ALLEGATIONS SUBSTANTIATED REPORTS



35 TOTAL ALLEGATIONS

- **12** (34.3%) Sexual Abuse
- **13** (37.1%) Physical Abuse/Bodily Injury
- **5** (14.3%) Reasonable Likelihood of Bodily Injury
- **4** (11.4%) Serious Physical Neglect
- **0** (0.0%) Engaging in Per Se Acts
- **0** (0.0%) Likelihood of Sexual Abuse/Exploitation
- **0** (0.0%) Serious Mental Injury
- **1** (2.9%) Severe Form of Trafficking in Persons or Sex Trafficking
- **0** (0.0%) Munchausen Syndrome by Proxy/Medical Abuse

▲ NOTE: A report may have more than one allegation for each report; therefore, the total number of allegations will be greater than the total number of reports.

2022 REPORTS OF CHILD ABUSE

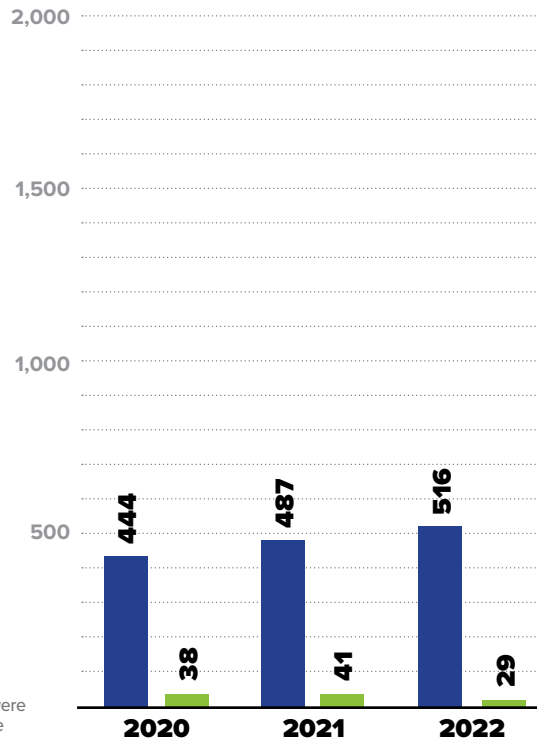
516

■ TOTAL REPORTS

29

■ SUBSTANTIATED REPORTS

▲ NOTE: CPS and GPS data reported were investigated and substantiated by the CCYA and may vary from statewide data which include both CCYA and OCFY Regional Office investigations.



▲ NOTE: 2021 totals above will not align with the 2021 totals in this same table in the 2021 report, as regional investigations were included for that year in error in the 2021 report.

SUBSTANTIATED REPORTS BY SEX OF VICTIM

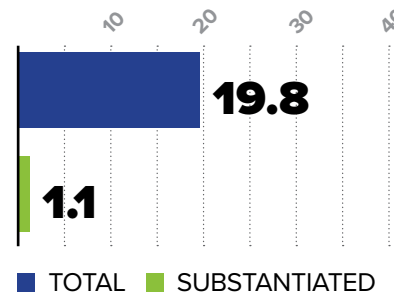
FEMALE

21
72.4%

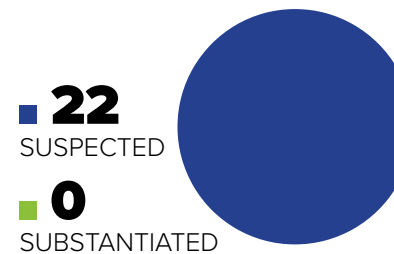
MALE

8
27.6%

CHILD ABUSE REPORTS PER 1,000 CHILDREN



CASES OF REPEAT ABUSE SUBSTANTIATED REPORTS



\$1,711,631

EXPENDITURES CHILD ABUSE INVESTIGATIONS AND GENERAL PROTECTIVE SERVICES ASSESSMENTS



2022 SUBSTANTIATED FATALITIES

1/60 MALE 0 FEMALE 1

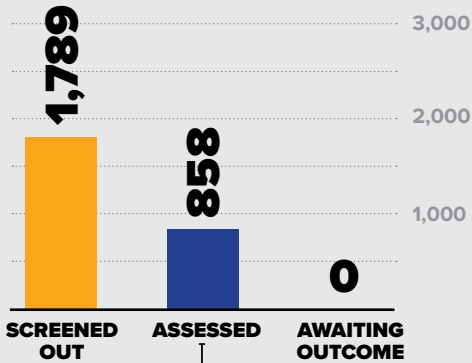
2022 SUBSTANTIATED NEAR FATALITIES

2/138 MALE 2 FEMALE 0

2022 REPORTS OF GENERAL PROTECTIVE SERVICES

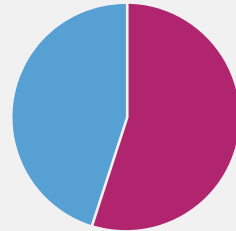
2,647

TOTAL REPORTS



BREAKDOWN VALID ASSESSED REPORTS

471



■ TOTAL
■ VALID
■ INVALID

NUMBER OF CHILDREN ASSESSED

1,334

TOTAL

716

VALID

CHILDREN ASSESSED PER 1,000 CHILDREN

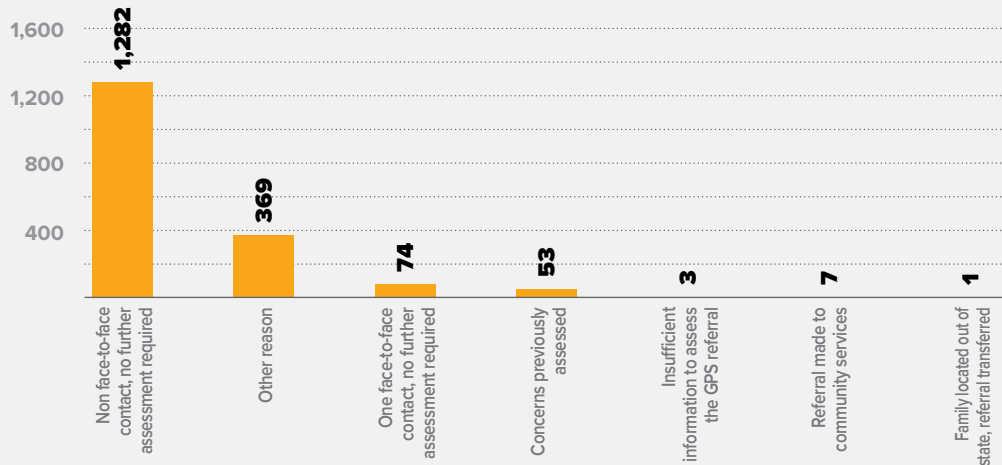
51.2

TOTAL

27.5

VALID

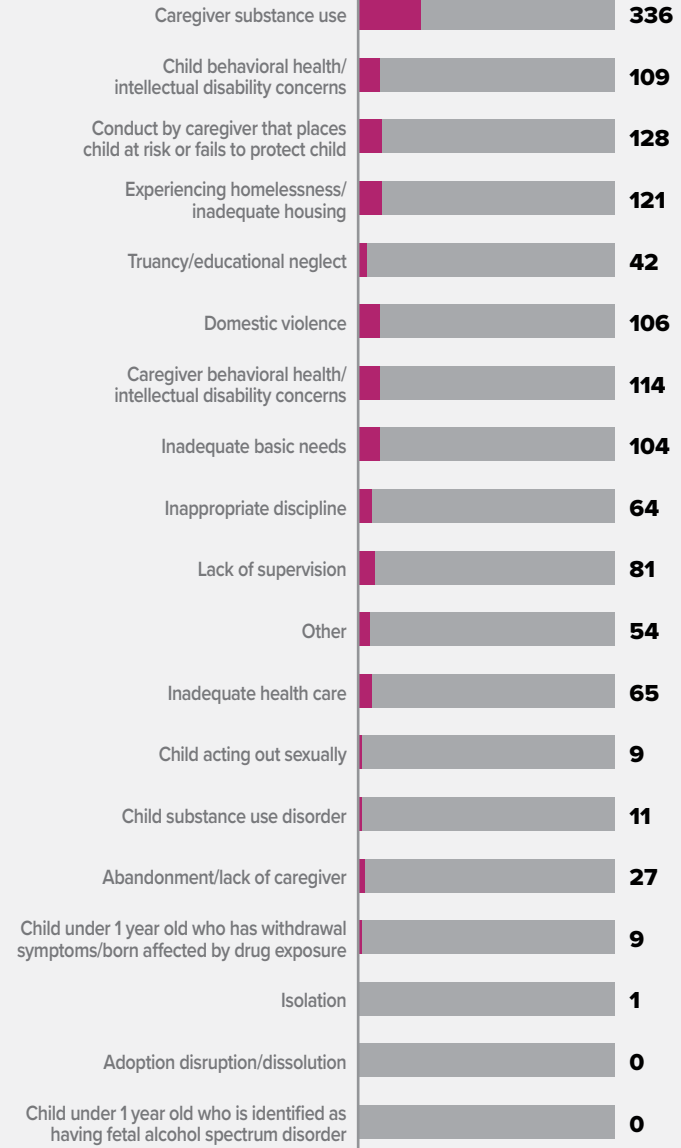
BREAKDOWN REPORTS SCREENED OUT BY REASON



VALID GPS CONCERNS BY TYPE

1,381

TOTAL CONCERNS



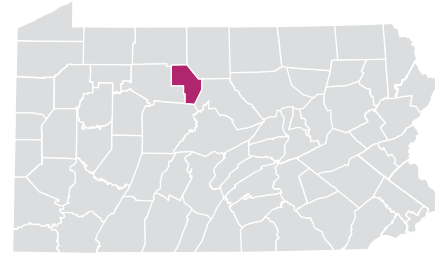
CAMBRIA COUNTY

NOTE: A report may have more than one concern for each report; therefore, the total number of concerns will be greater than the total number of reports. In some reports, more than one child was assessed with valid concerns; therefore, the number of children assessed exceeds the number of valid assessed reports.

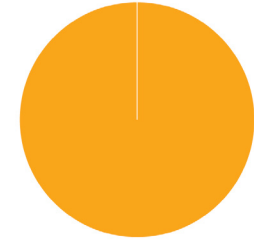


CAMERON COUNTY

RURAL // POPULATION • 4,596 / POPULATION UNDER 18 • 775



TYPES OF ALLEGATIONS SUBSTANTIATED REPORTS



1 TOTAL ALLEGATIONS

- 0** (0.0%) Sexual Abuse
- 0** (0.0%) Physical Abuse/Bodily Injury
- 1** (100.0%) Reasonable Likelihood of Bodily Injury
- 0** (0.0%) Serious Physical Neglect
- 0** (0.0%) Engaging in Per Se Acts
- 0** (0.0%) Likelihood of Sexual Abuse/Exploitation
- 0** (0.0%) Serious Mental Injury
- 0** (0.0%) Severe Form of Trafficking in Persons or Sex Trafficking
- 0** (0.0%) Munchausen Syndrome by Proxy/Medical Abuse

▲ NOTE: A report may have more than one allegation for each report; therefore, the total number of allegations will be greater than the total number of reports.

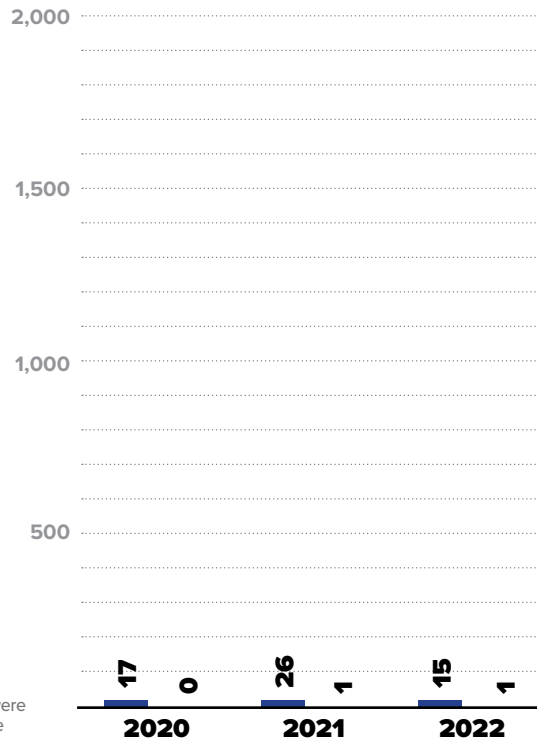
2022 REPORTS OF CHILD ABUSE

15

■ TOTAL REPORTS

1

■ SUBSTANTIATED REPORTS



▲ NOTE: CPS and GPS data reported were investigated and substantiated by the CCYA and may vary from statewide data which include both CCYA and OCYF Regional Office investigations.

▲ NOTE: 2021 totals above will not align with the 2021 totals in this same table in the 2021 report, as regional investigations were included for that year in error in the 2021 report.

SUBSTANTIATED REPORTS BY SEX OF VICTIM

FEMALE

1

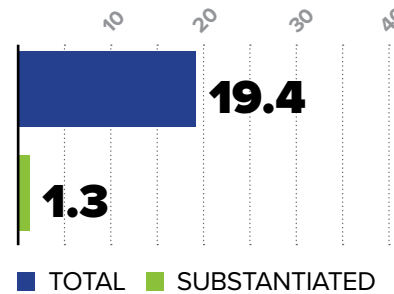
100.0%

MALE

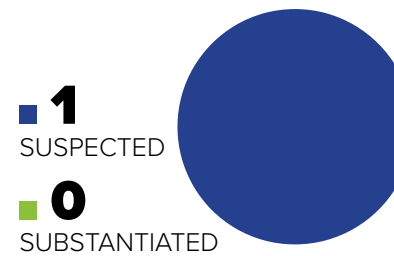
0

0.0%

CHILD ABUSE REPORTS PER 1,000 CHILDREN



CASES OF REPEAT ABUSE SUBSTANTIATED REPORTS



\$234,888

EXPENDITURES CHILD ABUSE INVESTIGATIONS AND GENERAL PROTECTIVE SERVICES ASSESSMENTS



2022 SUBSTANTIATED FATALITIES

0/60 MALE FEMALE

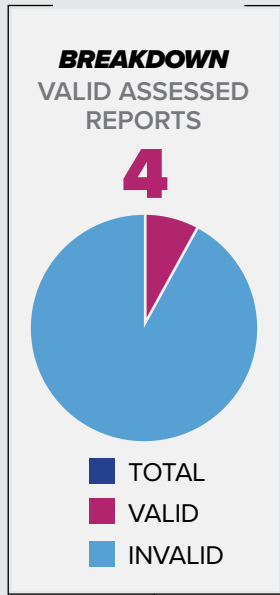
2022 SUBSTANTIATED NEAR FATALITIES

0/138 MALE FEMALE

2022 REPORTS OF GENERAL PROTECTIVE SERVICES

56

TOTAL REPORTS



NUMBER OF CHILDREN ASSESSED

81
TOTAL

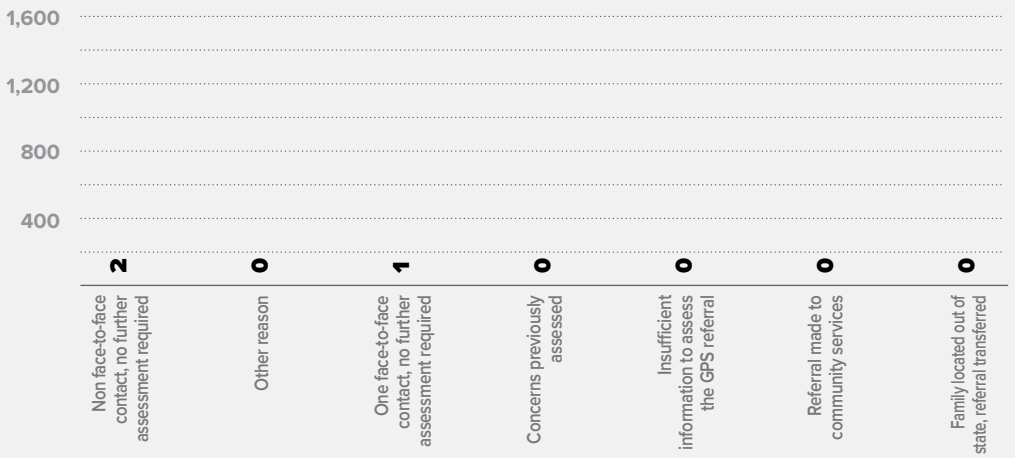
7
VALID

CHILDREN ASSESSED PER 1,000 CHILDREN

104.5
TOTAL

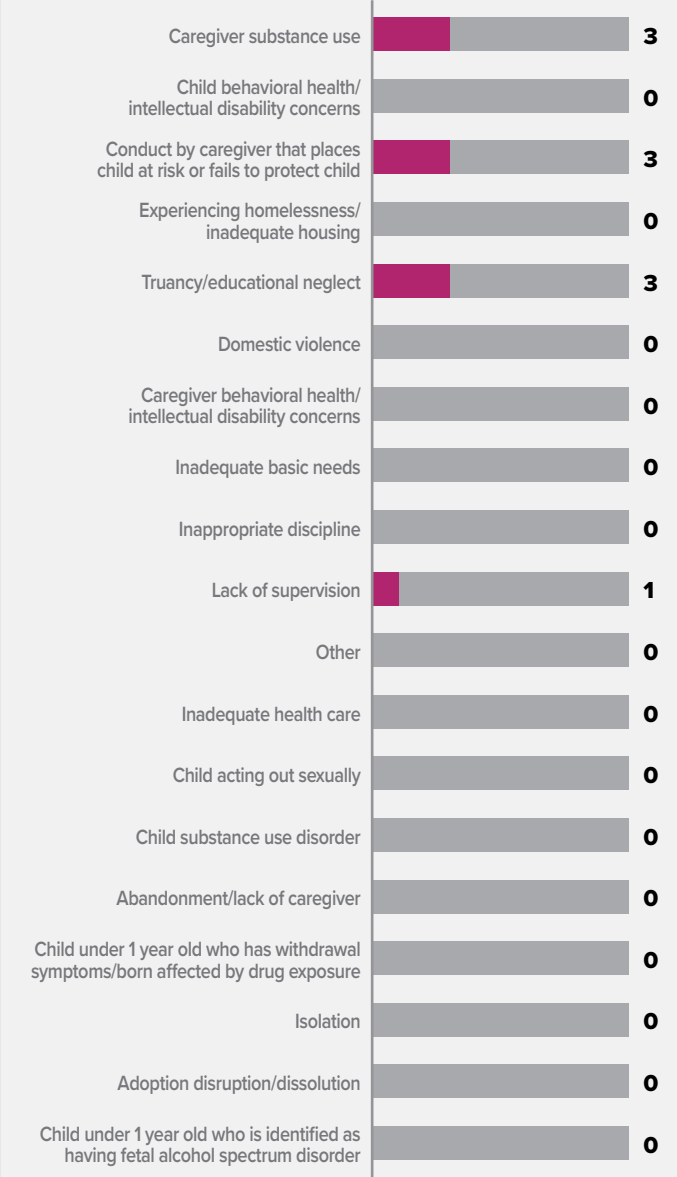
9.0
VALID

BREAKDOWN REPORTS SCREENED OUT BY REASON



VALID GPS CONCERNS BY TYPE

10
TOTAL CONCERNS

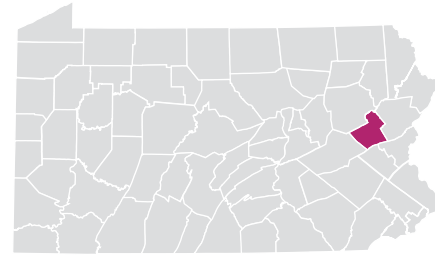


CAMERON COUNTY

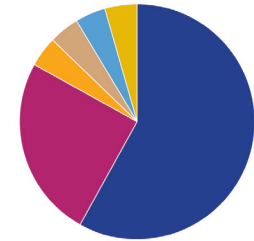
NOTE: A report may have more than one concern for each report; therefore, the total number of concerns will be greater than the total number of reports. In some reports, more than one child was assessed with valid concerns; therefore, the number of children assessed exceeds the number of valid assessed reports.

CARBON COUNTY

RURAL // POPULATION • 64,792 / POPULATION UNDER 18 • 12,448



TYPES OF ALLEGATIONS SUBSTANTIATED REPORTS



24 TOTAL ALLEGATIONS

- **14** (58.3%) Sexual Abuse
- **6** (25.0%) Physical Abuse/Bodily Injury
- **1** (4.2%) Reasonable Likelihood of Bodily Injury
- **0** (0.0%) Serious Physical Neglect
- **1** (4.2%) Engaging in Per Se Acts
- **1** (4.2%) Likelihood of Sexual Abuse/Exploitation
- **0** (0.0%) Serious Mental Injury
- **1** (4.2%) Severe Form of Trafficking in Persons or Sex Trafficking
- **0** (0.0%) Munchausen Syndrome by Proxy/Medical Abuse

▲ NOTE: A report may have more than one allegation for each report; therefore, the total number of allegations will be greater than the total number of reports.

2022 REPORTS OF CHILD ABUSE

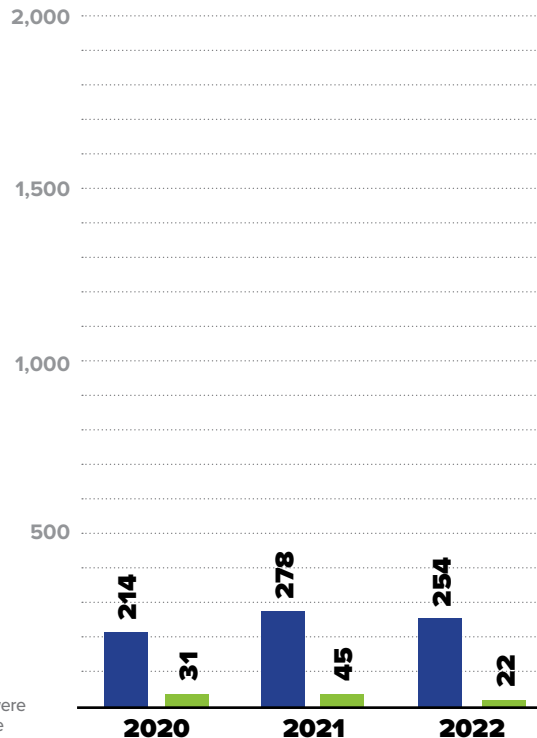
254

■ TOTAL REPORTS

22

■ SUBSTANTIATED REPORTS

▲ NOTE: CPS and GPS data reported were investigated and substantiated by the CCYA and may vary from statewide data which include both CCYA and OCYF Regional Office investigations.



▲ NOTE: 2021 totals above will not align with the 2021 totals in this same table in the 2021 report, as regional investigations were included for that year in error in the 2021 report.

SUBSTANTIATED REPORTS BY SEX OF VICTIM

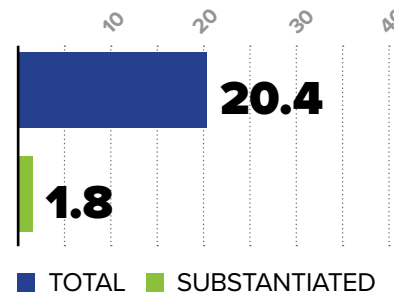
FEMALE

16
72.7%

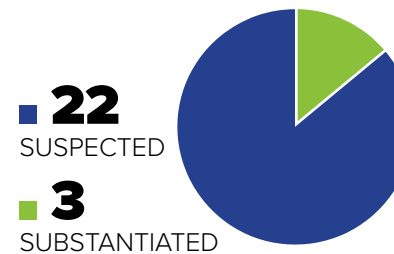
MALE

6
27.3%

CHILD ABUSE REPORTS PER 1,000 CHILDREN




CASES OF REPEAT ABUSE SUBSTANTIATED REPORTS



\$545,875

EXPENDITURES CHILD ABUSE INVESTIGATIONS AND GENERAL PROTECTIVE SERVICES ASSESSMENTS



2022 SUBSTANTIATED FATALITIES

0/60 MALE FEMALE


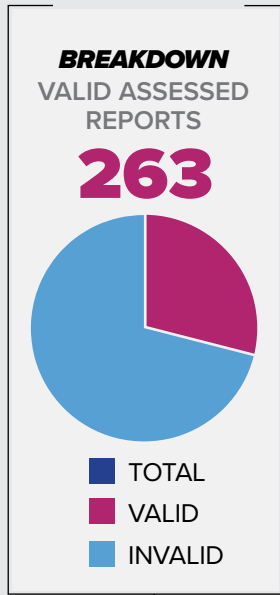
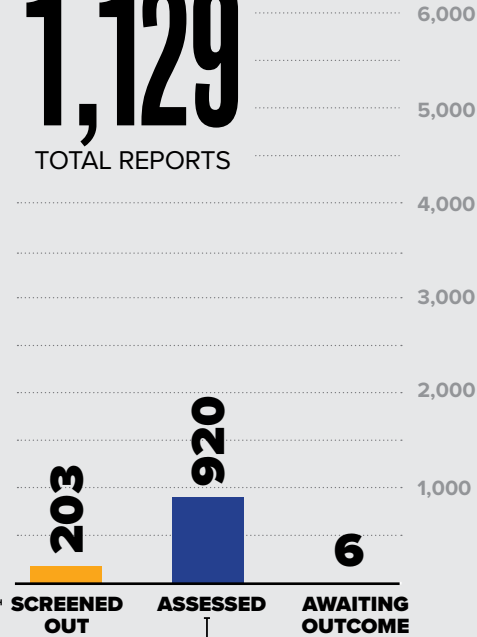
2022 SUBSTANTIATED NEAR FATALITIES

0/138 MALE FEMALE

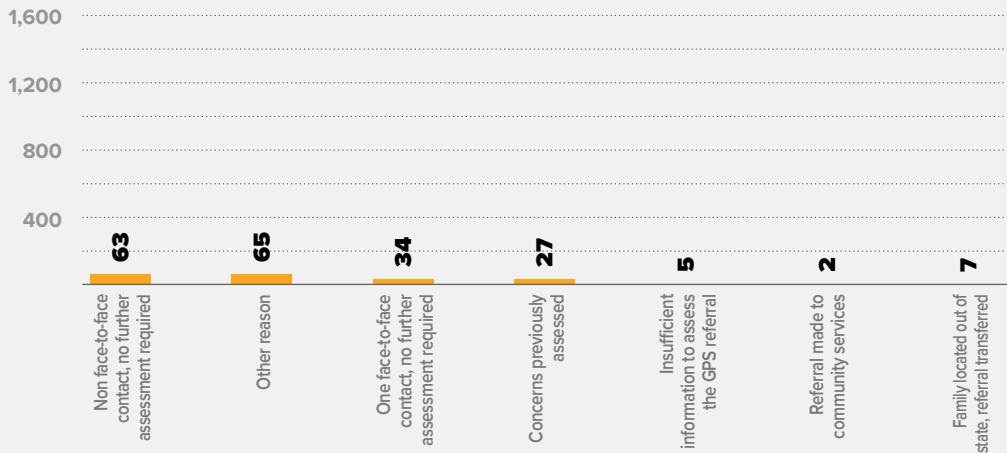
2022 REPORTS OF GENERAL PROTECTIVE SERVICES

1,129

TOTAL REPORTS



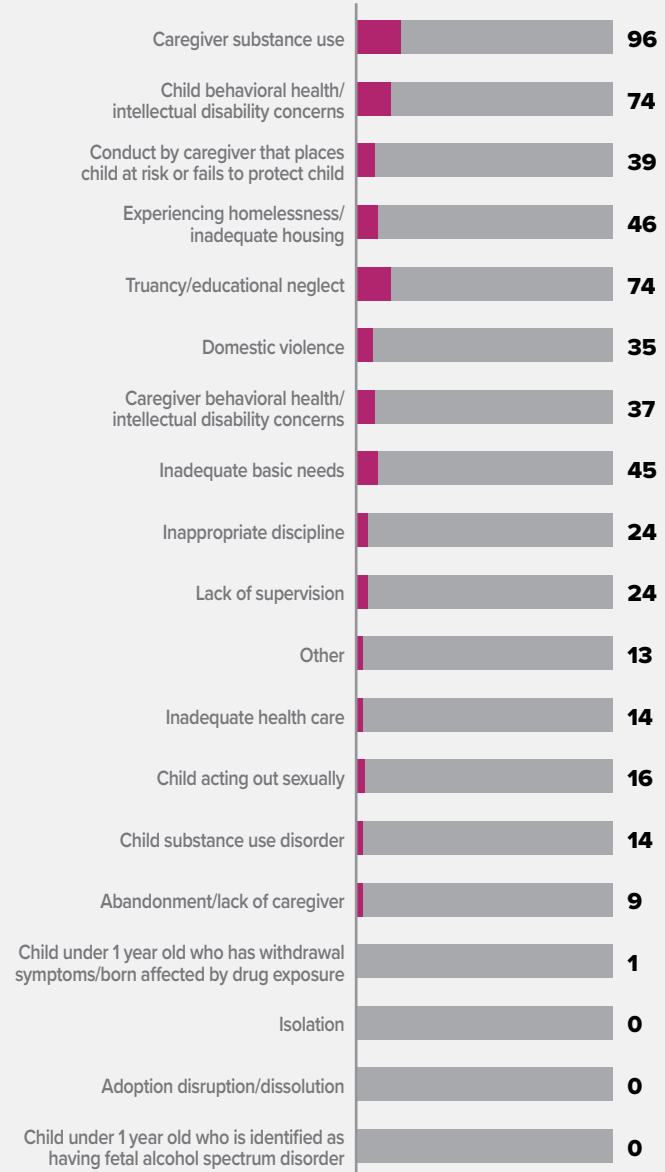
BREAKDOWN REPORTS SCREENED OUT BY REASON



VALID GPS CONCERNS BY TYPE

561

TOTAL CONCERNS



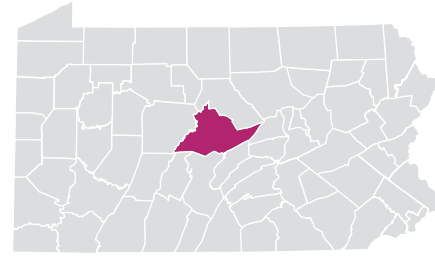
CARBON COUNTY

NOTE: A report may have more than one concern for each report; therefore, the total number of concerns will be greater than the total number of reports. In some reports, more than one child was assessed with valid concerns; therefore, the number of children assessed exceeds the number of valid assessed reports.

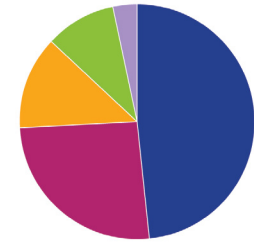


CENTRE COUNTY

RURAL // POPULATION • 158,879 / POPULATION UNDER 18 • 23,911



TYPES OF ALLEGATIONS SUBSTANTIATED REPORTS



31 TOTAL ALLEGATIONS

- 15** (48.4%) Sexual Abuse
- 8** (25.8%) Physical Abuse/Bodily Injury
- 4** (12.9%) Reasonable Likelihood of Bodily Injury
- 3** (9.7%) Serious Physical Neglect
- 0** (0.0%) Engaging in Per Se Acts
- 0** (0.0%) Likelihood of Sexual Abuse/Exploitation
- 1** (3.2%) Serious Mental Injury
- 0** (0.0%) Severe Form of Trafficking in Persons or Sex Trafficking
- 0** (0.0%) Munchausen Syndrome by Proxy/Medical Abuse

▲ NOTE: A report may have more than one allegation for each report; therefore, the total number of allegations will be greater than the total number of reports.

2022 REPORTS OF CHILD ABUSE

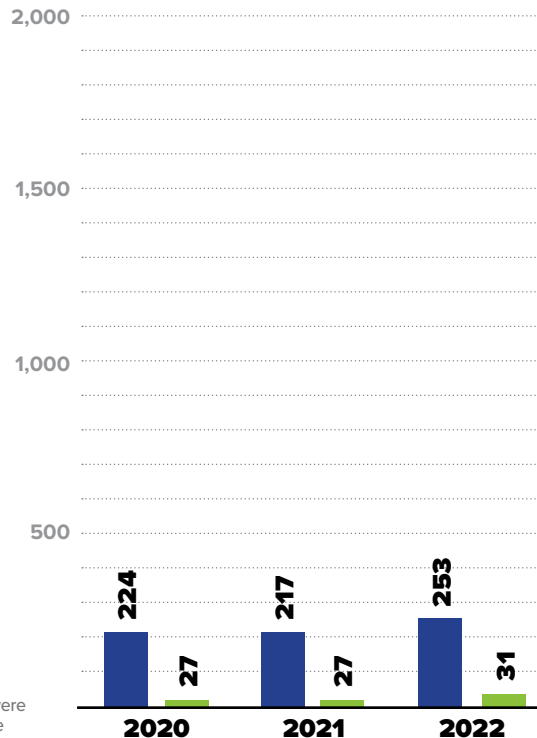
253

■ TOTAL REPORTS

31

■ SUBSTANTIATED REPORTS

▲ NOTE: CPS and GPS data reported were investigated and substantiated by the CCYA and may vary from statewide data which include both CCYA and OCYF Regional Office investigations.



▲ NOTE: 2021 totals above will not align with the 2021 totals in this same table in the 2021 report, as regional investigations were included for that year in error in the 2021 report.

SUBSTANTIATED REPORTS BY SEX OF VICTIM

FEMALE

16

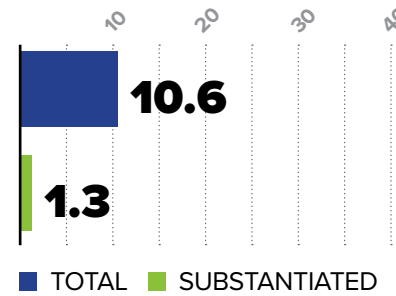
51.6%

MALE

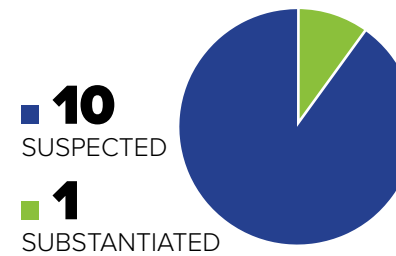
15

48.4%

CHILD ABUSE REPORTS PER 1,000 CHILDREN



CASES OF REPEAT ABUSE SUBSTANTIATED REPORTS



\$903,842

EXPENDITURES CHILD ABUSE INVESTIGATIONS AND GENERAL PROTECTIVE SERVICES ASSESSMENTS



2022 SUBSTANTIATED FATALITIES

1/60 MALE 1 FEMALE 0

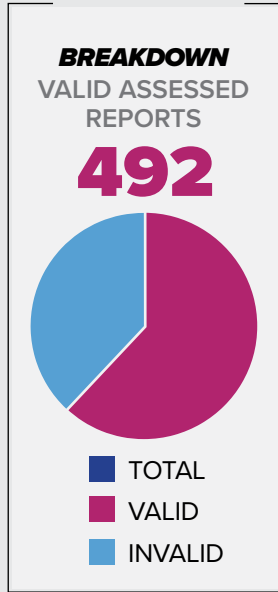
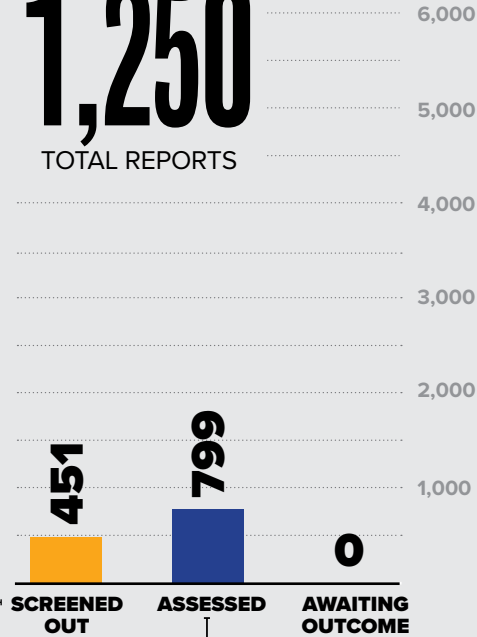
2022 SUBSTANTIATED NEAR FATALITIES

0/138 MALE 0 FEMALE 0

2022 REPORTS OF GENERAL PROTECTIVE SERVICES

1,250

TOTAL REPORTS



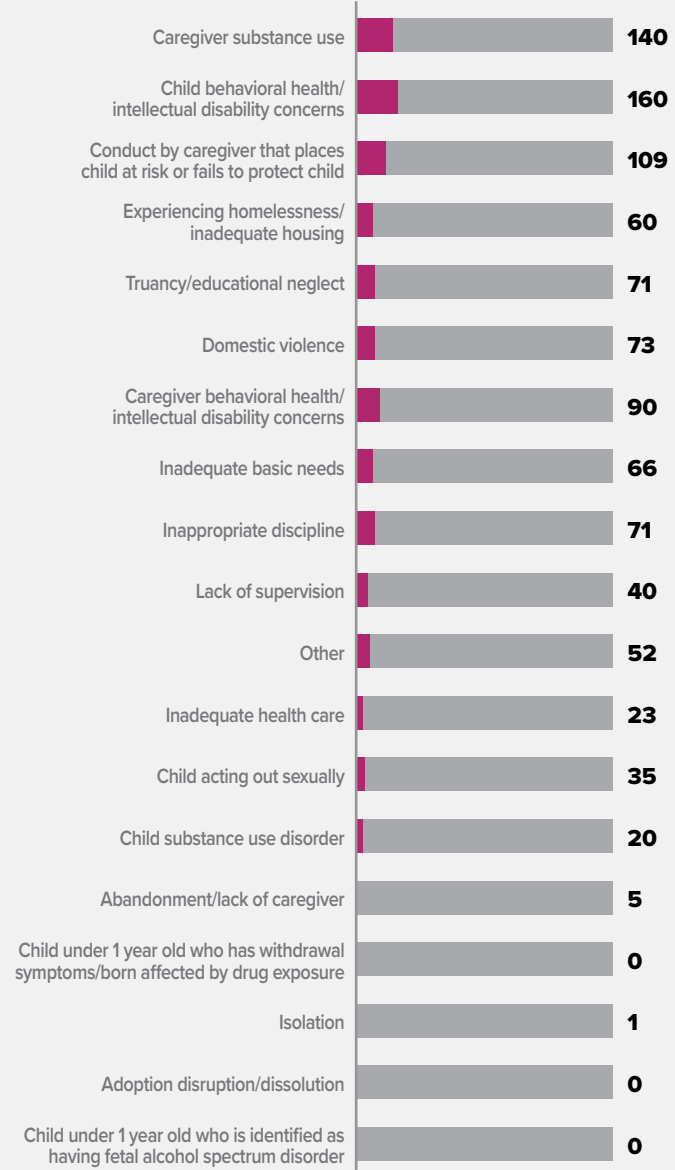
NUMBER OF CHILDREN ASSESSED



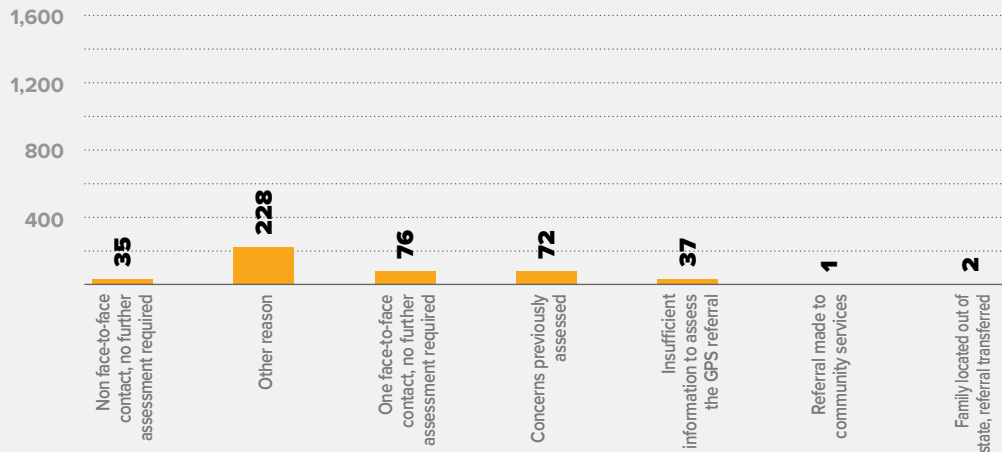
VALID GPS CONCERNS BY TYPE

1,016

TOTAL CONCERNS



BREAKDOWN REPORTS SCREENED OUT BY REASON



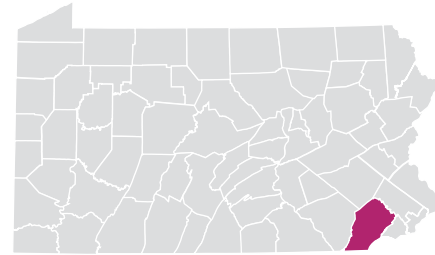
CENTRE COUNTY

NOTE: A report may have more than one concern for each report; therefore, the total number of concerns will be greater than the total number of reports. In some reports, more than one child was assessed with valid concerns; therefore, the number of children assessed exceeds the number of valid assessed reports.

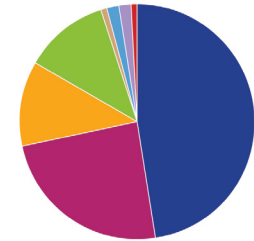


CHESTER COUNTY

URBAN // POPULATION • 531,704 / POPULATION UNDER 18 • 120,940



TYPES OF ALLEGATIONS SUBSTANTIATED REPORTS



128 TOTAL ALLEGATIONS

- 61** (47.7%) Sexual Abuse
- 31** (24.2%) Physical Abuse/Bodily Injury
- 15** (11.7%) Reasonable Likelihood of Bodily Injury
- 15** (11.7%) Serious Physical Neglect
- 1** (0.8%) Engaging in Per Se Acts
- 2** (1.6%) Likelihood of Sexual Abuse/Exploitation
- 2** (1.6%) Serious Mental Injury
- 0** (0.0%) Severe Form of Trafficking in Persons or Sex Trafficking
- 1** (0.8%) Munchausen Syndrome by Proxy/Medical Abuse

▲ NOTE: A report may have more than one allegation for each report; therefore, the total number of allegations will be greater than the total number of reports.

2022 REPORTS OF CHILD ABUSE

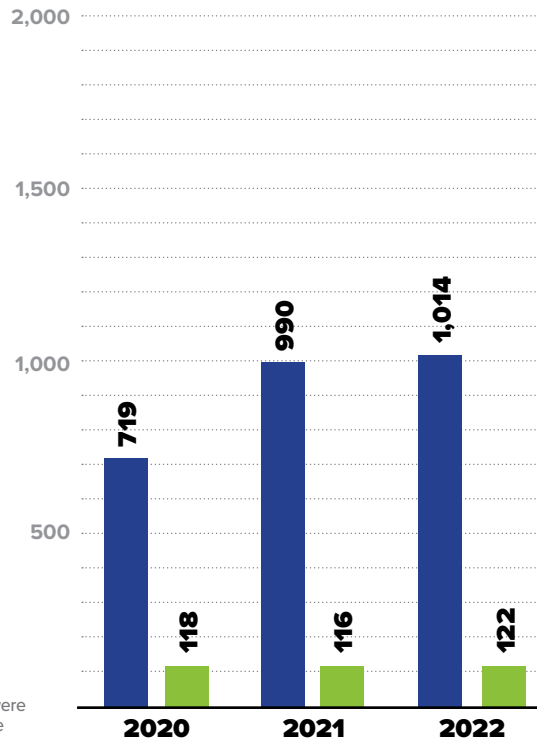
1,014

■ TOTAL REPORTS

122

■ SUBSTANTIATED REPORTS

▲ NOTE: CPS and GPS data reported were investigated and substantiated by the CCYA and may vary from statewide data which include both CCYA and OCFY Regional Office investigations.



▲ NOTE: 2021 totals above will not align with the 2021 totals in this same table in the 2021 report, as regional investigations were included for that year in error in the 2021 report.

SUBSTANTIATED REPORTS BY SEX OF VICTIM

FEMALE

84

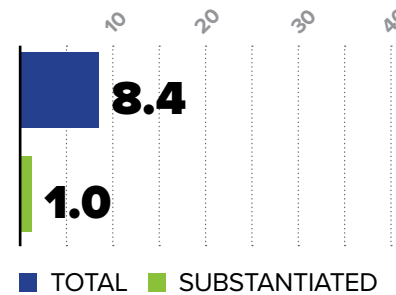
68.9%

MALE

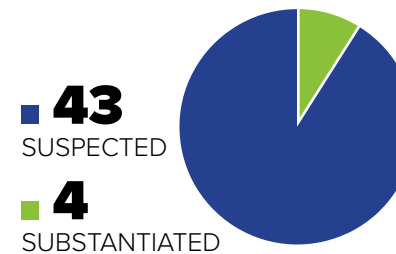
38

31.1%

CHILD ABUSE REPORTS PER 1,000 CHILDREN




CASES OF REPEAT ABUSE SUBSTANTIATED REPORTS



\$3,386,901

EXPENDITURES CHILD ABUSE INVESTIGATIONS AND GENERAL PROTECTIVE SERVICES ASSESSMENTS



2022 SUBSTANTIATED FATALITIES

2/60 MALE 2 FEMALE 0

2022 SUBSTANTIATED NEAR FATALITIES

2/138 MALE 2 FEMALE 0

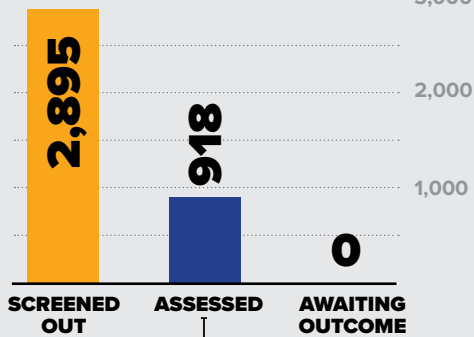


NOTE: A report may have more than one concern for each report; therefore, the total number of concerns will be greater than the total number of reports. In some reports, more than one child was assessed with valid concerns; therefore, the number of children assessed exceeds the number of valid assessed reports.

2022 REPORTS OF GENERAL PROTECTIVE SERVICES

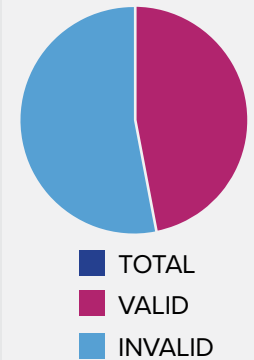
3,813

TOTAL REPORTS

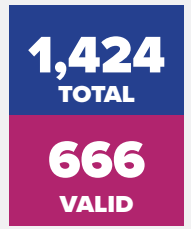


BREAKDOWN VALID ASSESSED REPORTS

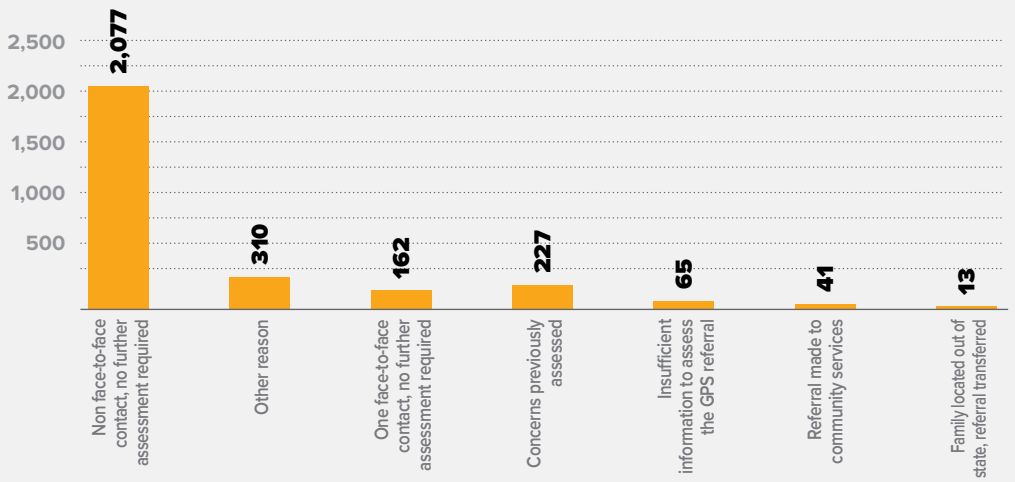
434



NUMBER OF CHILDREN ASSESSED



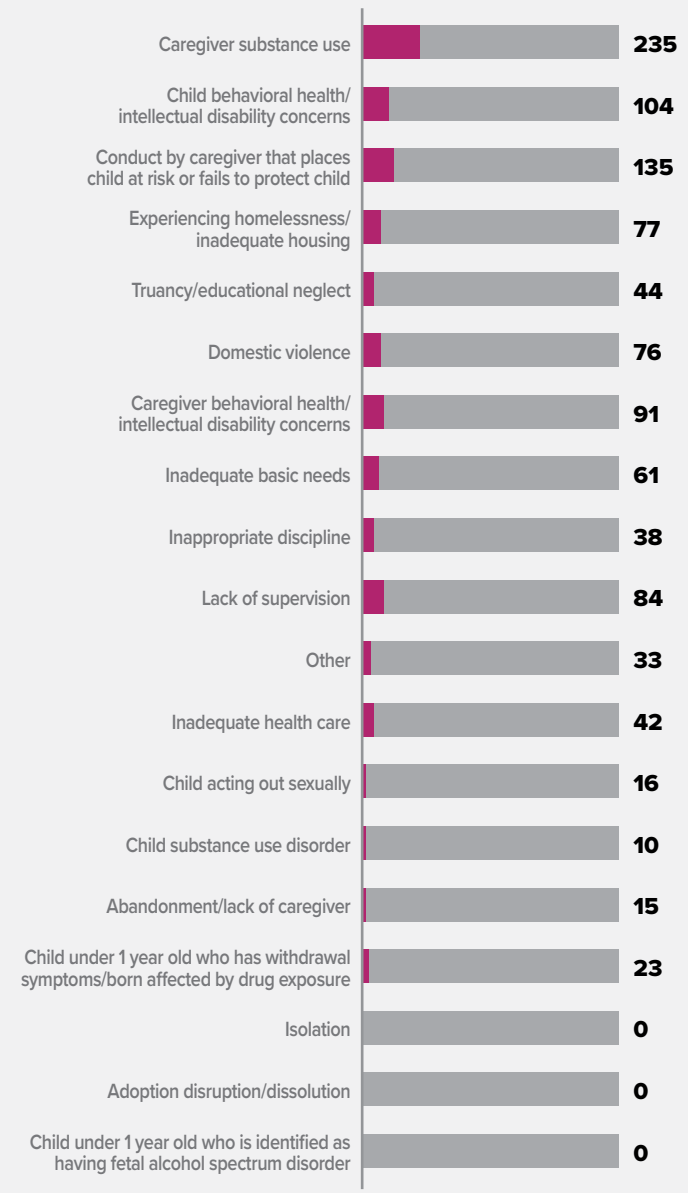
BREAKDOWN REPORTS SCREENED OUT BY REASON



VALID GPS CONCERNS BY TYPE

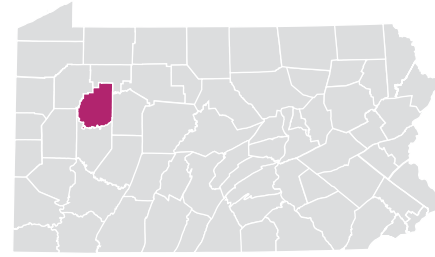
1,084

TOTAL CONCERNS

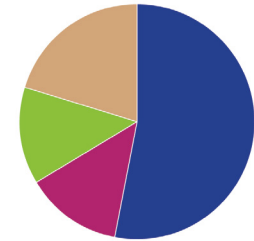


CLARION COUNTY

RURAL // POPULATION • 37,571 / POPULATION UNDER 18 • 7,152



TYPES OF ALLEGATIONS SUBSTANTIATED REPORTS



15 TOTAL ALLEGATIONS

- **8** (53.3%) Sexual Abuse
- **2** (13.3%) Physical Abuse/Bodily Injury
- **0** (0.0%) Reasonable Likelihood of Bodily Injury
- **2** (13.3%) Serious Physical Neglect
- **3** (20.0%) Engaging in Per Se Acts
- **0** (0.0%) Likelihood of Sexual Abuse/Exploitation
- **0** (0.0%) Serious Mental Injury
- **0** (0.0%) Severe Form of Trafficking in Persons or Sex Trafficking
- **0** (0.0%) Munchausen Syndrome by Proxy/Medical Abuse

▲ NOTE: A report may have more than one allegation for each report; therefore, the total number of allegations will be greater than the total number of reports.

2022 REPORTS OF CHILD ABUSE

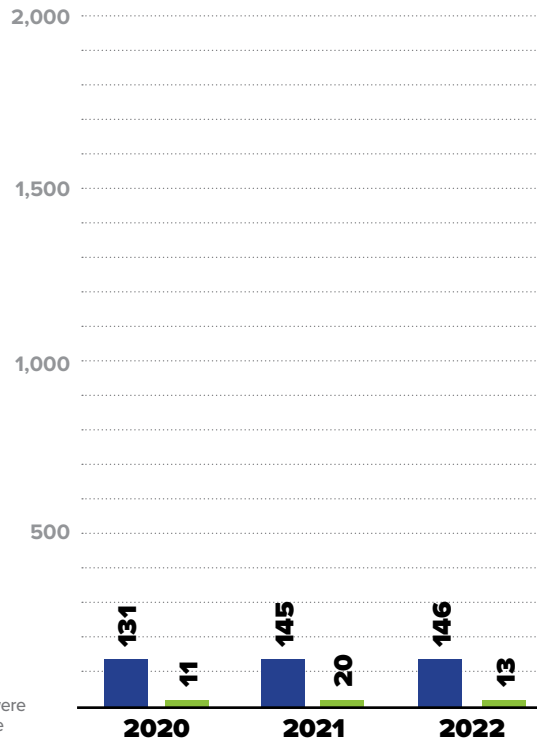
146

■ TOTAL REPORTS

13

■ SUBSTANTIATED REPORTS

▲ NOTE: CPS and GPS data reported were investigated and substantiated by the CCYA and may vary from statewide data which include both CCYA and OCYF Regional Office investigations.



▲ NOTE: 2021 totals above will not align with the 2021 totals in this same table in the 2021 report, as regional investigations were included for that year in error in the 2021 report.

SUBSTANTIATED REPORTS BY SEX OF VICTIM

FEMALE

9

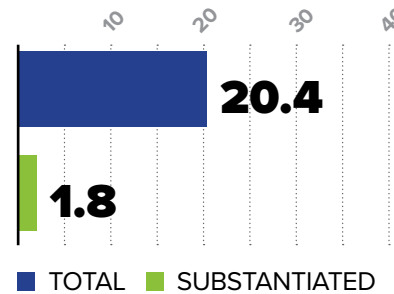
69.2%

MALE

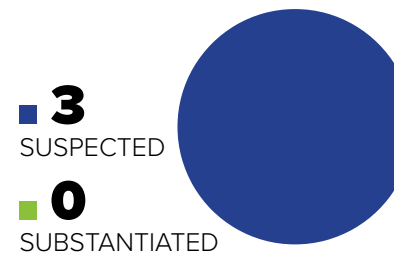
4

30.8%

CHILD ABUSE REPORTS PER 1,000 CHILDREN



CASES OF REPEAT ABUSE SUBSTANTIATED REPORTS



\$1,160,036

EXPENDITURES CHILD ABUSE INVESTIGATIONS AND GENERAL PROTECTIVE SERVICES ASSESSMENTS



2022 SUBSTANTIATED FATALITIES

0/60 MALE FEMALE

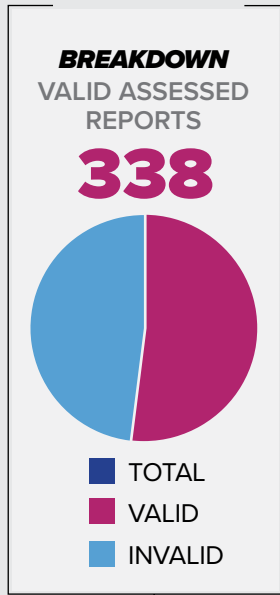
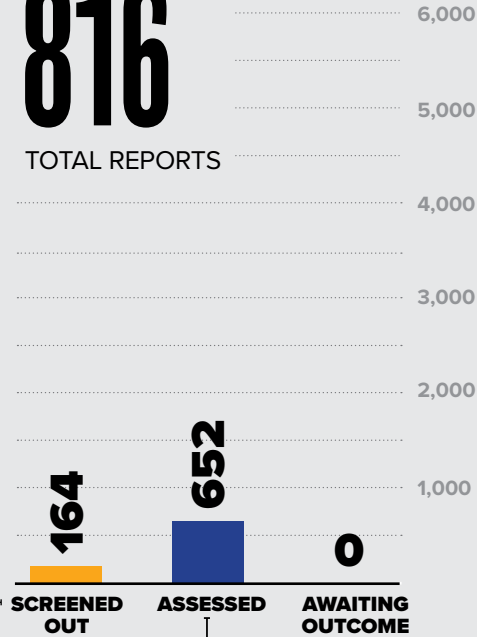
2022 SUBSTANTIATED NEAR FATALITIES

0/138 MALE FEMALE

2022 REPORTS OF GENERAL PROTECTIVE SERVICES

816

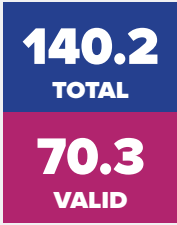
TOTAL REPORTS



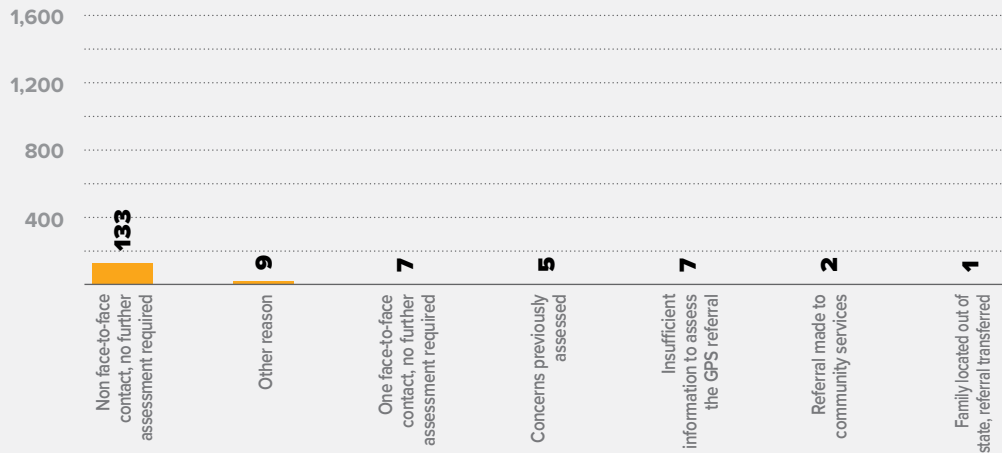
NUMBER OF CHILDREN ASSESSED



CHILDREN ASSESSED PER 1,000 CHILDREN



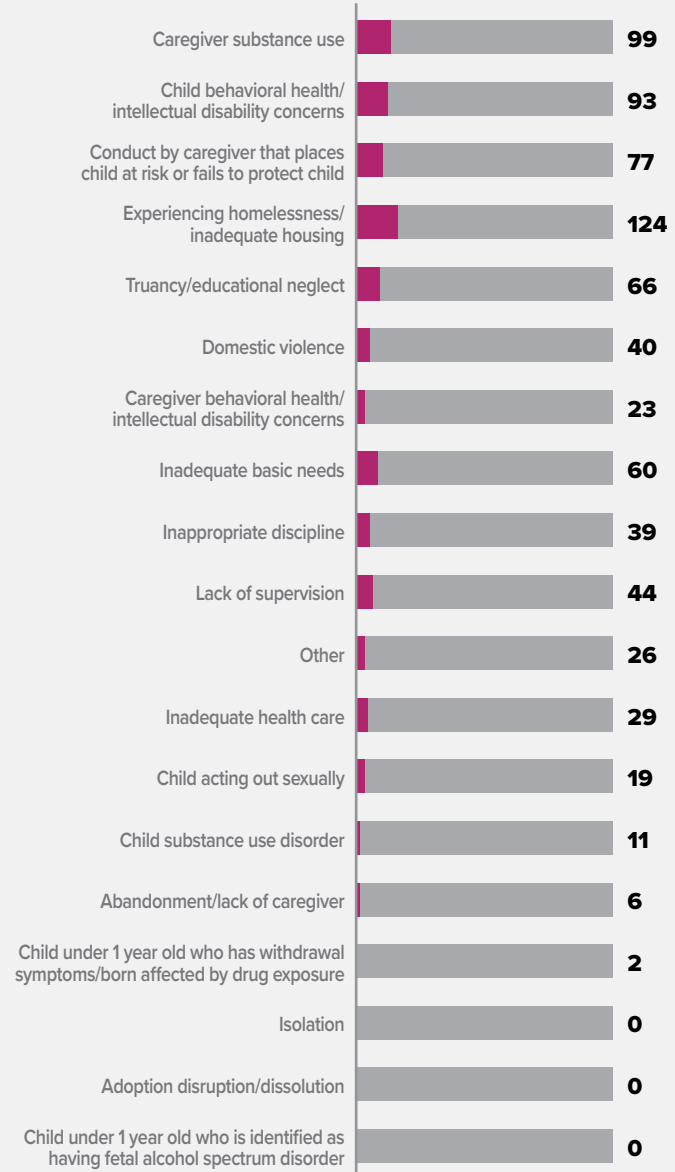
BREAKDOWN REPORTS SCREENED OUT BY REASON



VALID GPS CONCERNS BY TYPE

758

TOTAL CONCERNS



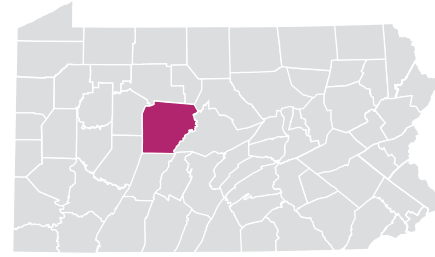
CLARION COUNTY

NOTE: A report may have more than one concern for each report; therefore, the total number of concerns will be greater than the total number of reports. In some reports, more than one child was assessed with valid concerns; therefore, the number of children assessed exceeds the number of valid assessed reports.

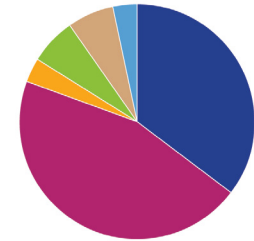


CLEARFIELD COUNTY

RURAL // POPULATION • 80,667 / POPULATION UNDER 18 • 14,809



TYPES OF ALLEGATIONS SUBSTANTIATED REPORTS



31 TOTAL ALLEGATIONS

- **11** (35.5%) Sexual Abuse
- **14** (45.2%) Physical Abuse/Bodily Injury
- **1** (3.2%) Reasonable Likelihood of Bodily Injury
- **2** (6.5%) Serious Physical Neglect
- **2** (6.5%) Engaging in Per Se Acts
- **1** (3.2%) Likelihood of Sexual Abuse/Exploitation
- **0** (0.0%) Serious Mental Injury
- **0** (0.0%) Severe Form of Trafficking in Persons or Sex Trafficking
- **0** (0.0%) Munchausen Syndrome by Proxy/Medical Abuse

▲ NOTE: A report may have more than one allegation for each report; therefore, the total number of allegations will be greater than the total number of reports.

2022 REPORTS OF CHILD ABUSE

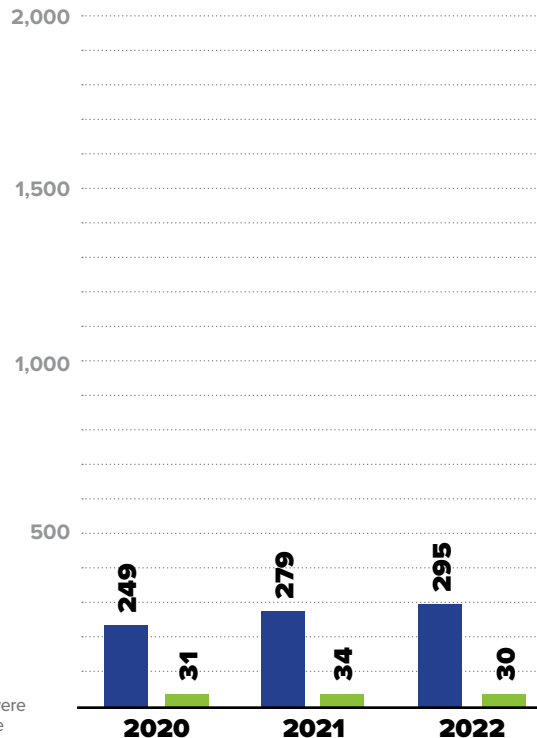
295

■ TOTAL REPORTS

30

■ SUBSTANTIATED REPORTS

▲ NOTE: CPS and GPS data reported were investigated and substantiated by the CCYA and may vary from statewide data which include both CCYA and OCYF Regional Office investigations.



▲ NOTE: 2021 totals above will not align with the 2021 totals in this same table in the 2021 report, as regional investigations were included for that year in error in the 2021 report.

SUBSTANTIATED REPORTS BY SEX OF VICTIM

FEMALE

15

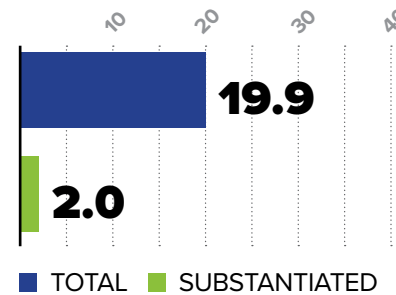
50.0%

MALE

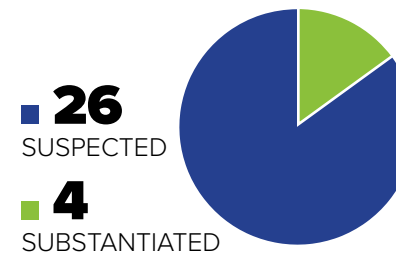
15

50.0%

CHILD ABUSE REPORTS PER 1,000 CHILDREN




CASES OF REPEAT ABUSE SUBSTANTIATED REPORTS



\$1,156,312

EXPENDITURES CHILD ABUSE INVESTIGATIONS AND GENERAL PROTECTIVE SERVICES ASSESSMENTS



2022 SUBSTANTIATED FATALITIES

0/60 MALE FEMALE


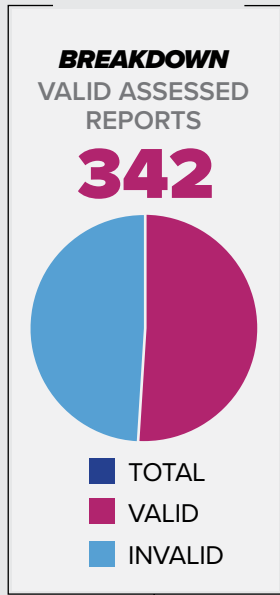
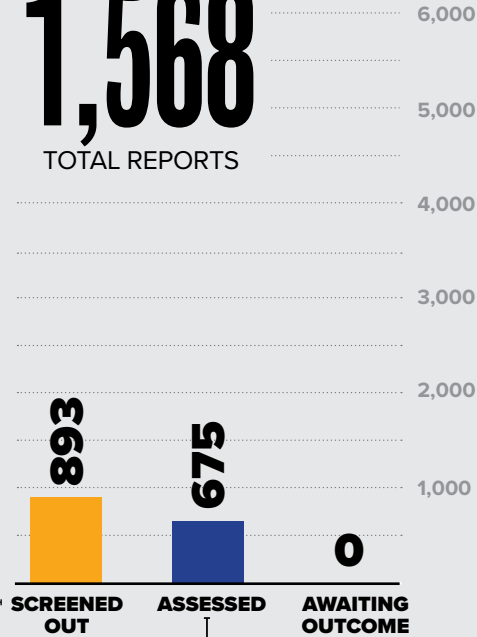
2022 SUBSTANTIATED NEAR FATALITIES

0/138 MALE FEMALE

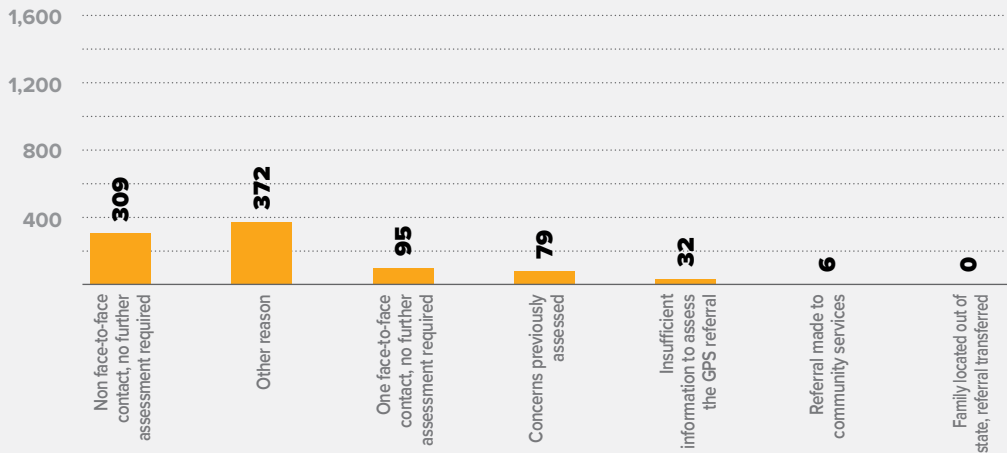
2022 REPORTS OF GENERAL PROTECTIVE SERVICES

1,568

TOTAL REPORTS



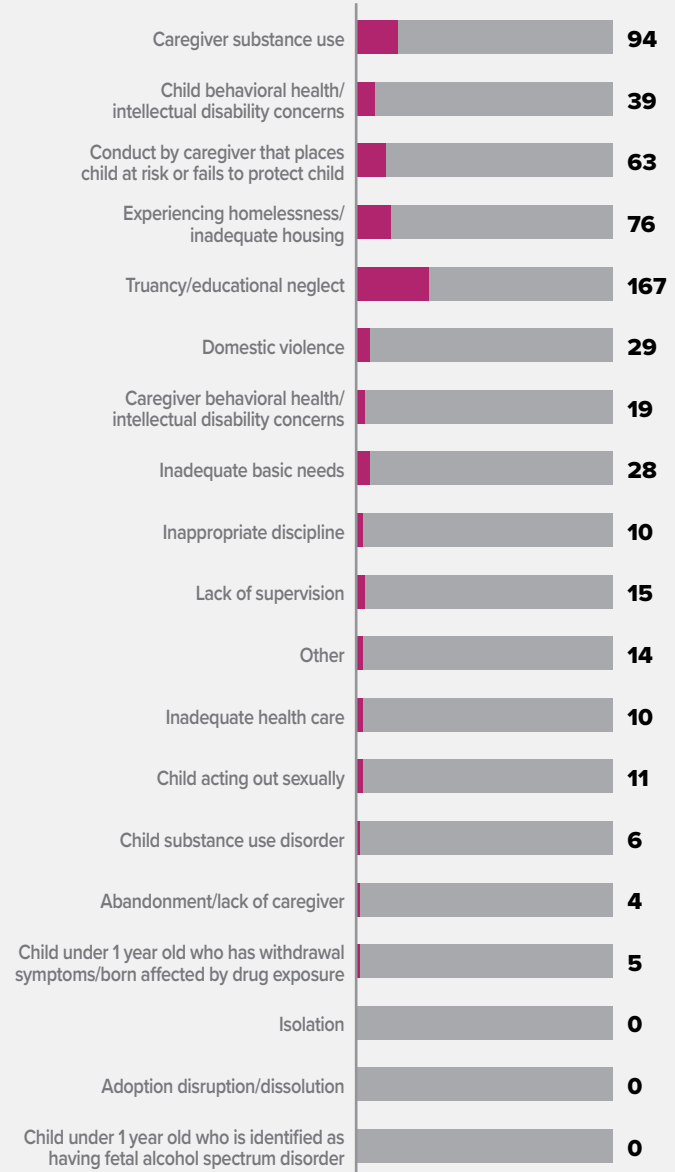
BREAKDOWN REPORTS SCREENED OUT BY REASON



VALID GPS CONCERNS BY TYPE

590

TOTAL CONCERNS



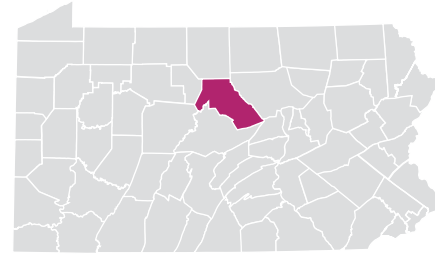
CLEARFIELD COUNTY

NOTE: A report may have more than one concern for each report; therefore, the total number of concerns will be greater than the total number of reports. In some reports, more than one child was assessed with valid concerns; therefore, the number of children assessed exceeds the number of valid assessed reports.

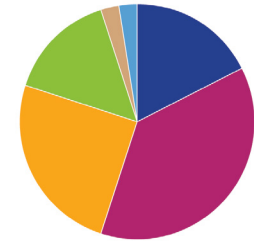


CLINTON COUNTY

RURAL // POPULATION • 37,824 / POPULATION UNDER 18 • 7,740



TYPES OF ALLEGATIONS SUBSTANTIATED REPORTS



40 TOTAL ALLEGATIONS

- 7** (17.5%) Sexual Abuse
- 15** (37.5%) Physical Abuse/Bodily Injury
- 10** (25.0%) Reasonable Likelihood of Bodily Injury
- 6** (15.0%) Serious Physical Neglect
- 1** (2.5%) Engaging in Per Se Acts
- 1** (2.5%) Likelihood of Sexual Abuse/Exploitation
- 0** (0.0%) Serious Mental Injury
- 0** (0.0%) Severe Form of Trafficking in Persons or Sex Trafficking
- 0** (0.0%) Munchausen Syndrome by Proxy/Medical Abuse

▲ NOTE: A report may have more than one allegation for each report; therefore, the total number of allegations will be greater than the total number of reports.

2022 REPORTS OF CHILD ABUSE

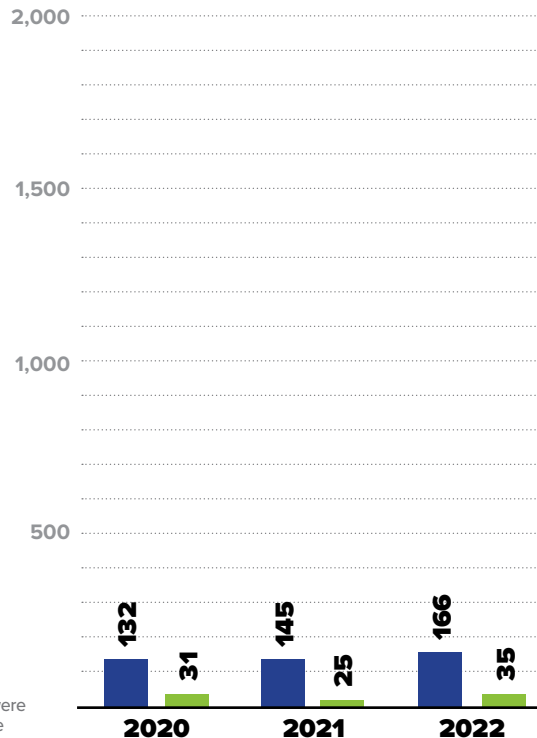
166

■ TOTAL REPORTS

35

■ SUBSTANTIATED REPORTS

▲ NOTE: CPS and GPS data reported were investigated and substantiated by the CCYA and may vary from statewide data which include both CCYA and OCYF Regional Office investigations.



▲ NOTE: 2021 totals above will not align with the 2021 totals in this same table in the 2021 report, as regional investigations were included for that year in error in the 2021 report.

SUBSTANTIATED REPORTS BY SEX OF VICTIM

FEMALE

25

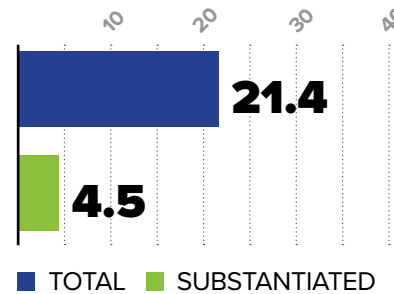
71.4%

MALE

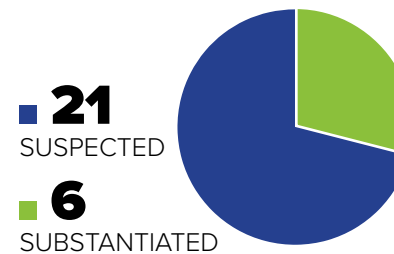
10

28.6%

CHILD ABUSE REPORTS PER 1,000 CHILDREN



CASES OF REPEAT ABUSE SUBSTANTIATED REPORTS



\$784,965

EXPENDITURES CHILD ABUSE INVESTIGATIONS AND GENERAL PROTECTIVE SERVICES ASSESSMENTS



2022 SUBSTANTIATED FATALITIES

0/60 MALE 0 FEMALE 0

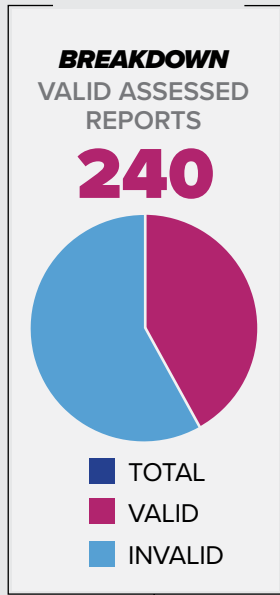
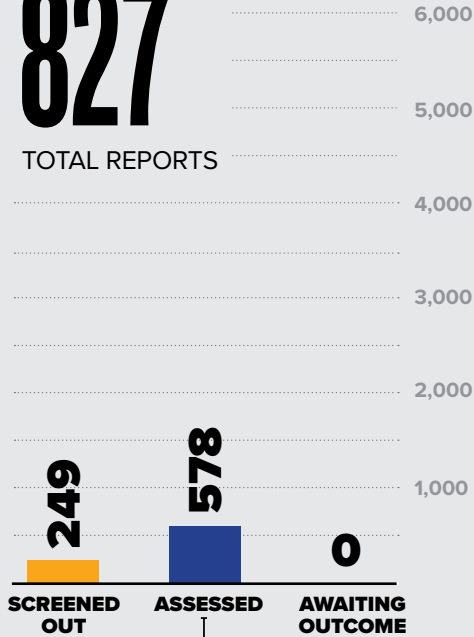
2022 SUBSTANTIATED NEAR FATALITIES

1/138 MALE 0 FEMALE 1

2022 REPORTS OF GENERAL PROTECTIVE SERVICES

827

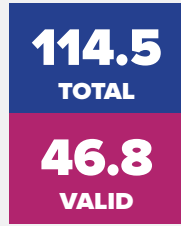
TOTAL REPORTS



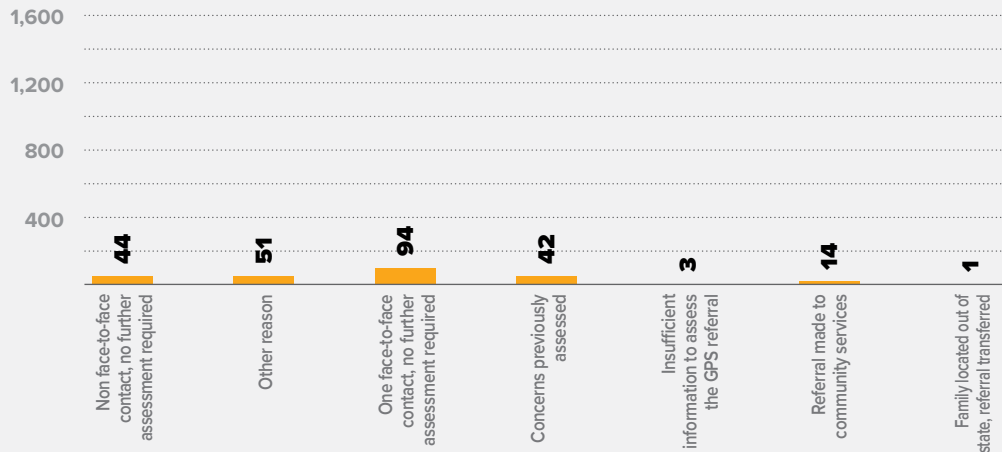
NUMBER OF CHILDREN ASSESSED



CHILDREN ASSESSED PER 1,000 CHILDREN



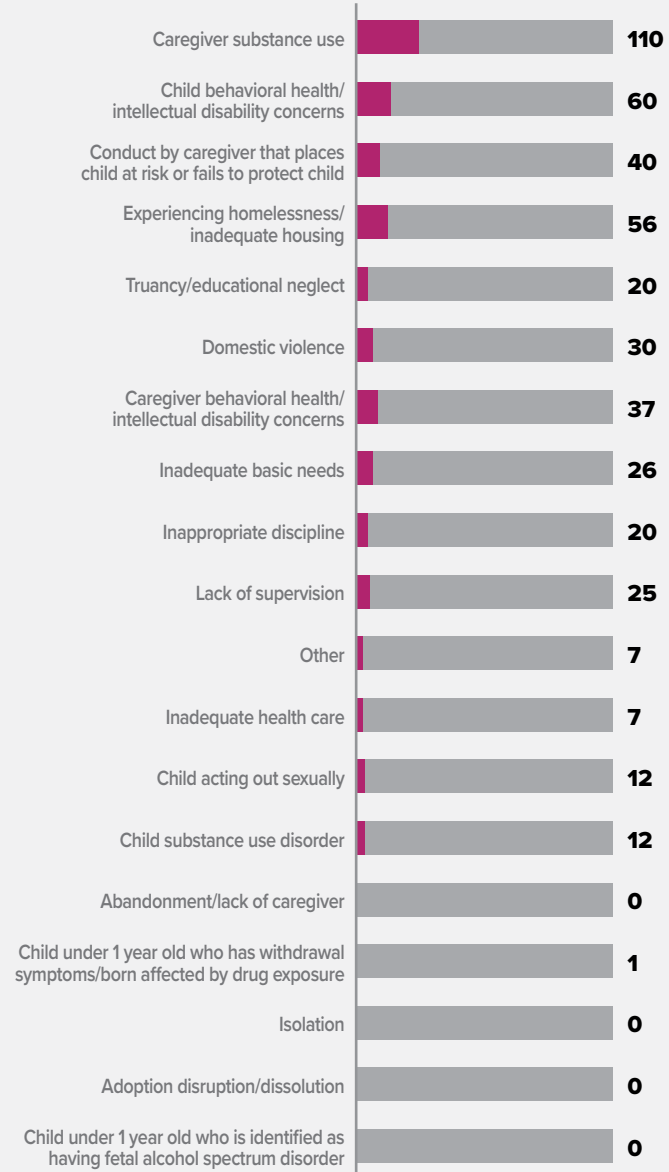
BREAKDOWN REPORTS SCREENED OUT BY REASON



VALID GPS CONCERNS BY TYPE

463

TOTAL CONCERNS



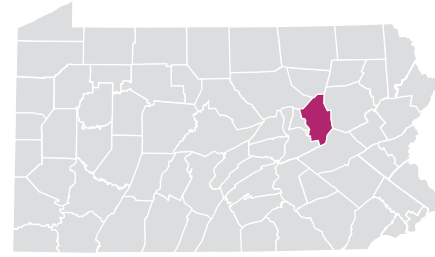
CLINTON COUNTY

NOTE: A report may have more than one concern for each report; therefore, the total number of concerns will be greater than the total number of reports. In some reports, more than one child was assessed with valid concerns; therefore, the number of children assessed exceeds the number of valid assessed reports.

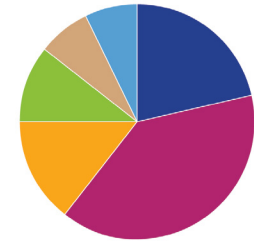


COLUMBIA COUNTY

RURAL // POPULATION • 65,013 / POPULATION UNDER 18 • 11,618



TYPES OF ALLEGATIONS SUBSTANTIATED REPORTS



28 TOTAL ALLEGATIONS

- 6** (21.4%) Sexual Abuse
- 11** (39.3%) Physical Abuse/Bodily Injury
- 4** (14.3%) Reasonable Likelihood of Bodily Injury
- 3** (10.7%) Serious Physical Neglect
- 2** (7.1%) Engaging in Per Se Acts
- 2** (7.1%) Likelihood of Sexual Abuse/Exploitation
- 0** (0.0%) Serious Mental Injury
- 0** (0.0%) Severe Form of Trafficking in Persons or Sex Trafficking
- 0** (0.0%) Munchausen Syndrome by Proxy/Medical Abuse

▲ NOTE: A report may have more than one allegation for each report; therefore, the total number of allegations will be greater than the total number of reports.

2022 REPORTS OF CHILD ABUSE

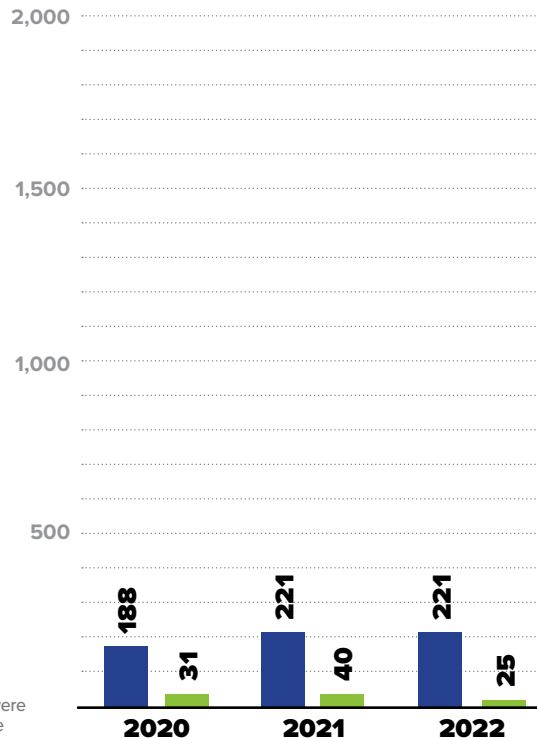
221

■ TOTAL REPORTS

25

■ SUBSTANTIATED REPORTS

▲ NOTE: CPS and GPS data reported were investigated and substantiated by the CCYA and may vary from statewide data which include both CCYA and OCYF Regional Office investigations.



▲ NOTE: 2021 totals above will not align with the 2021 totals in this same table in the 2021 report, as regional investigations were included for that year in error in the 2021 report.

SUBSTANTIATED REPORTS BY SEX OF VICTIM

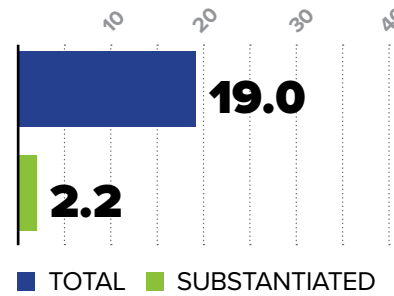
FEMALE

17
68.0%

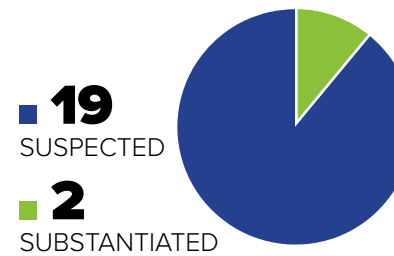
MALE

8
32.0%

CHILD ABUSE REPORTS PER 1,000 CHILDREN



CASES OF REPEAT ABUSE SUBSTANTIATED REPORTS



\$548,444

EXPENDITURES CHILD ABUSE INVESTIGATIONS AND GENERAL PROTECTIVE SERVICES ASSESSMENTS



2022 SUBSTANTIATED FATALITIES

0/60 MALE FEMALE

2022 SUBSTANTIATED NEAR FATALITIES

1/138 MALE FEMALE

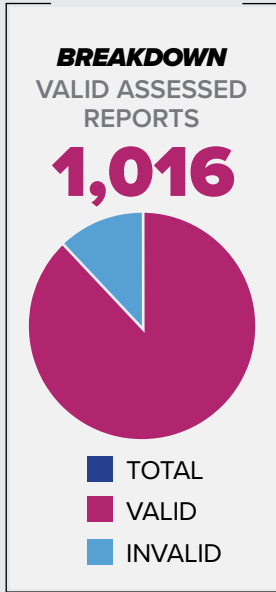
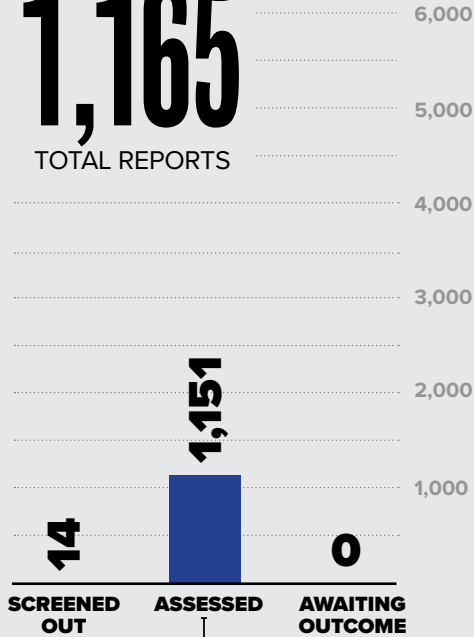


NOTE: A report may have more than one concern for each report; therefore, the total number of concerns will be greater than the total number of reports. In some reports, more than one child was assessed with valid concerns; therefore, the number of children assessed exceeds the number of valid assessed reports.

2022 REPORTS OF GENERAL PROTECTIVE SERVICES

1,165

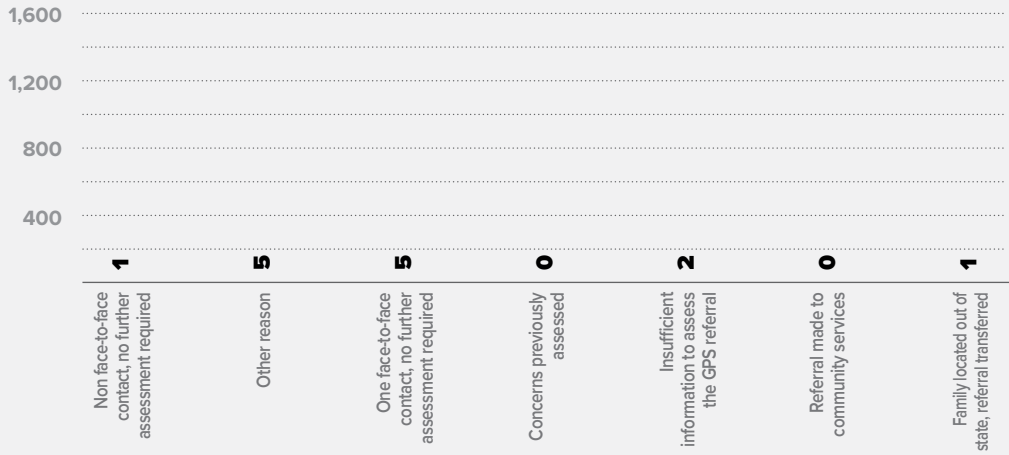
TOTAL REPORTS



NUMBER OF CHILDREN ASSESSED



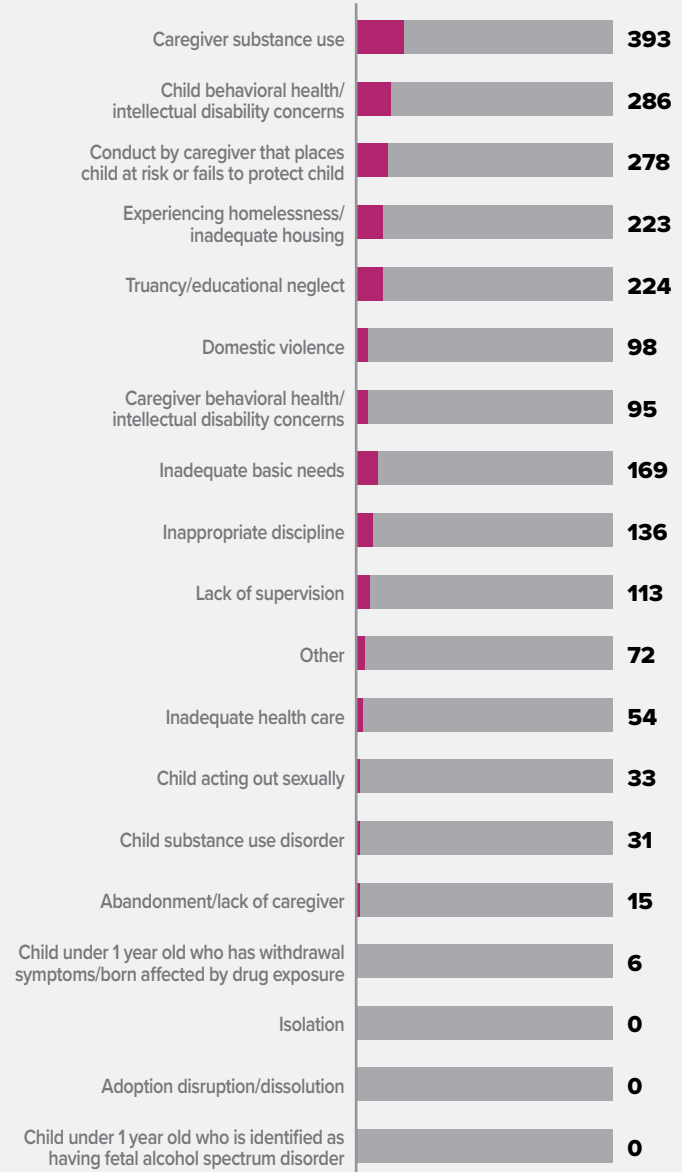
BREAKDOWN REPORTS SCREENED OUT BY REASON



VALID GPS CONCERNS BY TYPE

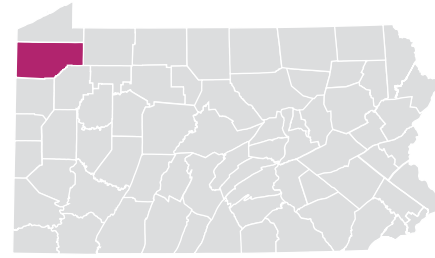
2,226

TOTAL CONCERNS

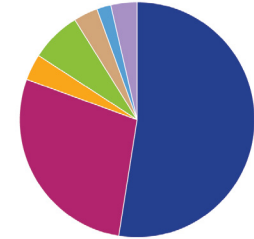


CRAWFORD COUNTY

RURAL // POPULATION • 84,495 / POPULATION UNDER 18 • 17,618



TYPES OF ALLEGATIONS SUBSTANTIATED REPORTS



57 TOTAL ALLEGATIONS

- 30** (52.6%) Sexual Abuse
- 16** (28.1%) Physical Abuse/Bodily Injury
- 2** (3.5%) Reasonable Likelihood of Bodily Injury
- 4** (7.0%) Serious Physical Neglect
- 2** (3.5%) Engaging in Per Se Acts
- 1** (1.8%) Likelihood of Sexual Abuse/Exploitation
- 2** (3.5%) Serious Mental Injury
- 0** (0.0%) Severe Form of Trafficking in Persons or Sex Trafficking
- 0** (0.0%) Munchausen Syndrome by Proxy/Medical Abuse

▲ NOTE: A report may have more than one allegation for each report; therefore, the total number of allegations will be greater than the total number of reports.

2022 REPORTS OF CHILD ABUSE

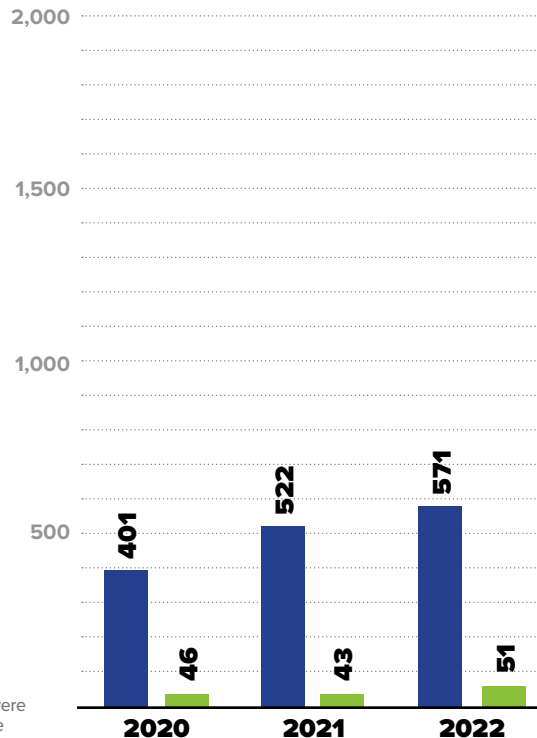
571

■ TOTAL REPORTS

51

■ SUBSTANTIATED REPORTS

▲ NOTE: CPS and GPS data reported were investigated and substantiated by the CCYA and may vary from statewide data which include both CCYA and OCYF Regional Office investigations.



▲ NOTE: 2021 totals above will not align with the 2021 totals in this same table in the 2021 report, as regional investigations were included for that year in error in the 2021 report.

SUBSTANTIATED REPORTS BY SEX OF VICTIM

FEMALE

29

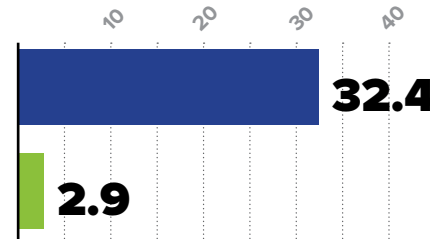
56.9%

MALE

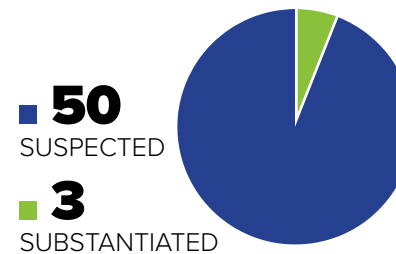
22

43.1%

CHILD ABUSE REPORTS PER 1,000 CHILDREN



CASES OF REPEAT ABUSE SUBSTANTIATED REPORTS



\$3,623,395

EXPENDITURES CHILD ABUSE INVESTIGATIONS AND GENERAL PROTECTIVE SERVICES ASSESSMENTS



2022 SUBSTANTIATED FATALITIES

0/60 MALE 0 FEMALE 0

2022 SUBSTANTIATED NEAR FATALITIES

1/138 MALE 1 FEMALE 0

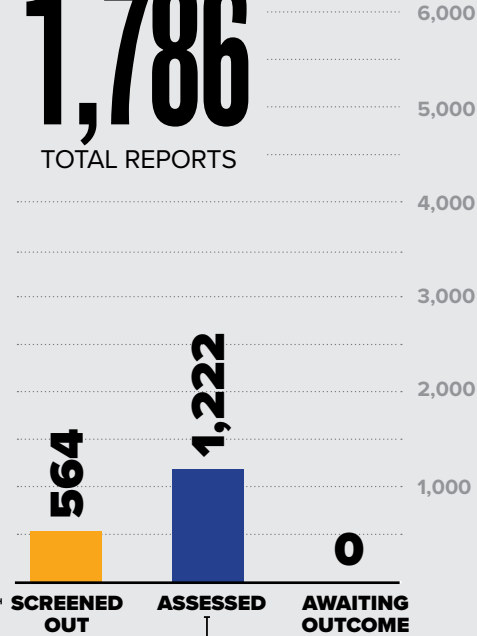


NOTE: A report may have more than one concern for each report; therefore, the total number of concerns will be greater than the total number of reports. In some reports, more than one child was assessed with valid concerns; therefore, the number of children assessed exceeds the number of valid assessed reports.

2022 REPORTS OF GENERAL PROTECTIVE SERVICES

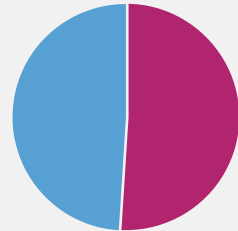
1,786

TOTAL REPORTS



BREAKDOWN VALID ASSESSED REPORTS

623



■ TOTAL
 ■ VALID
 ■ INVALID

NUMBER OF CHILDREN ASSESSED

1,923

TOTAL

951

VALID

CHILDREN ASSESSED PER 1,000 CHILDREN

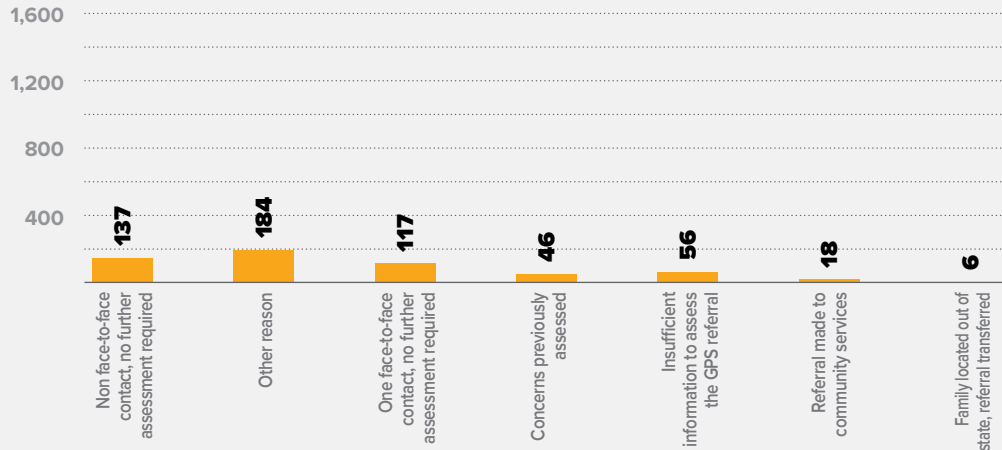
109.1

TOTAL

54.0

VALID

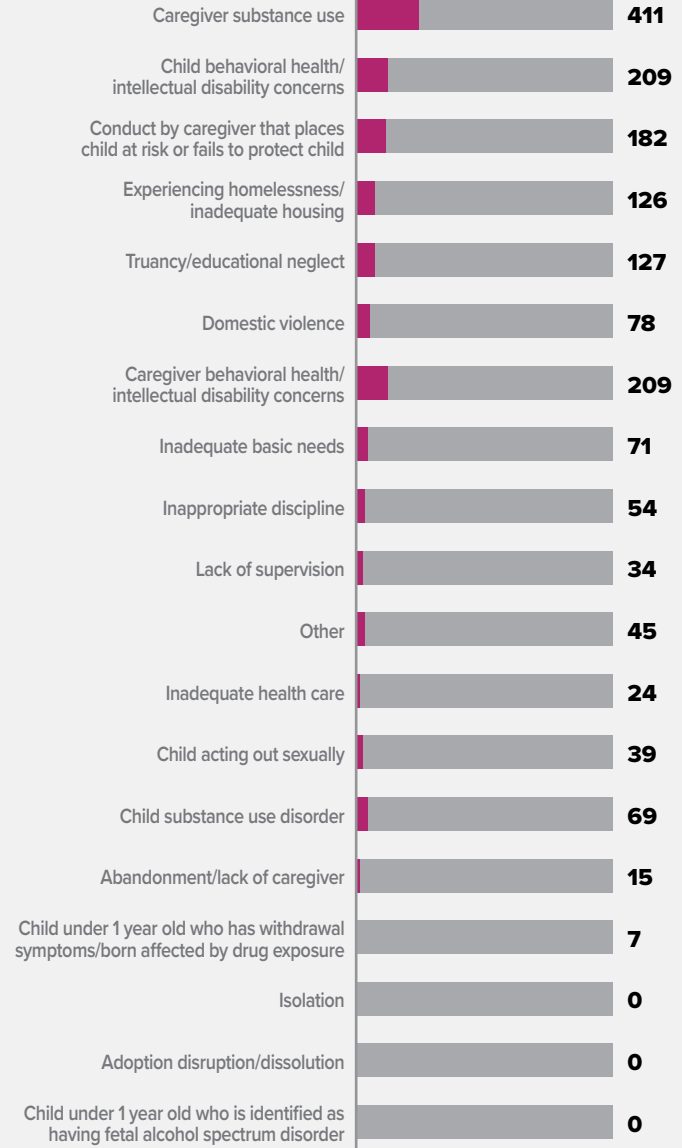
BREAKDOWN REPORTS SCREENED OUT BY REASON



VALID GPS CONCERNS BY TYPE

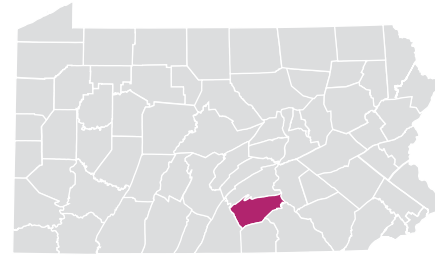
1,700

TOTAL CONCERNS

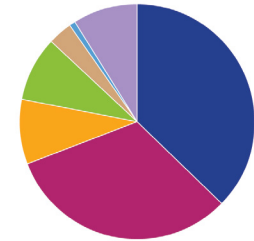


CUMBERLAND COUNTY

URBAN // POPULATION • 257,333 / POPULATION UNDER 18 • 52,846



TYPES OF ALLEGATIONS SUBSTANTIATED REPORTS



147 TOTAL ALLEGATIONS

- 55** (37.4%) Sexual Abuse
- 47** (32.0%) Physical Abuse/Bodily Injury
- 13** (8.8%) Reasonable Likelihood of Bodily Injury
- 13** (8.8%) Serious Physical Neglect
- 5** (3.4%) Engaging in Per Se Acts
- 1** (0.7%) Likelihood of Sexual Abuse/Exploitation
- 13** (8.8%) Serious Mental Injury
- 0** (0.0%) Severe Form of Trafficking in Persons or Sex Trafficking
- 0** (0.0%) Munchausen Syndrome by Proxy/Medical Abuse

▲ NOTE: A report may have more than one allegation for each report; therefore, the total number of allegations will be greater than the total number of reports.

2022 REPORTS OF CHILD ABUSE

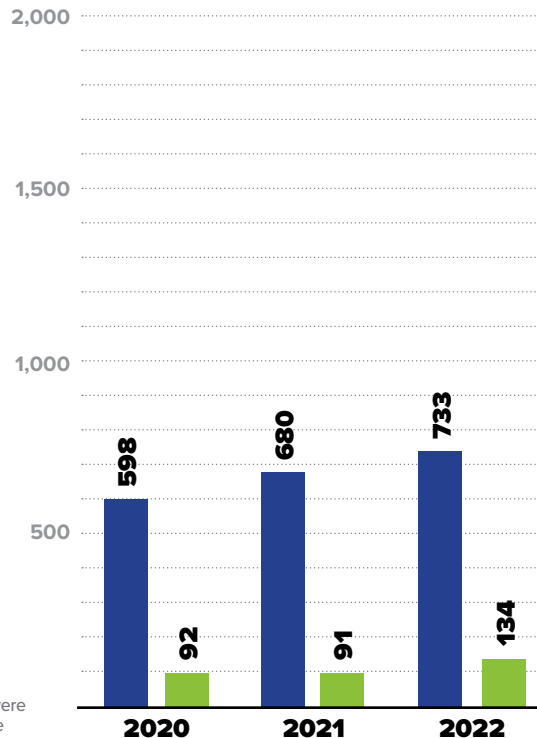
733

■ TOTAL REPORTS

134

■ SUBSTANTIATED REPORTS

▲ NOTE: CPS and GPS data reported were investigated and substantiated by the CCYA and may vary from statewide data which include both CCYA and OCYF Regional Office investigations.



▲ NOTE: 2021 totals above will not align with the 2021 totals in this same table in the 2021 report, as regional investigations were included for that year in error in the 2021 report.

SUBSTANTIATED REPORTS BY SEX OF VICTIM

FEMALE

76

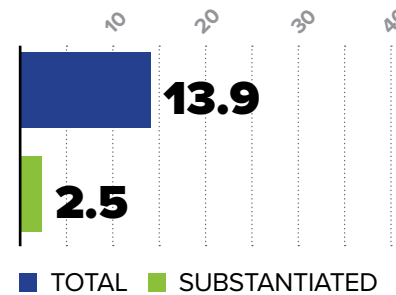
56.7%

MALE

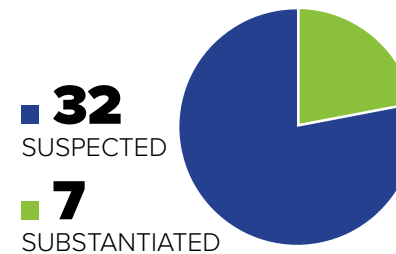
58

43.3%

CHILD ABUSE REPORTS PER 1,000 CHILDREN



CASES OF REPEAT ABUSE SUBSTANTIATED REPORTS



\$2,029,813

EXPENDITURES CHILD ABUSE INVESTIGATIONS AND GENERAL PROTECTIVE SERVICES ASSESSMENTS



2022 SUBSTANTIATED FATALITIES

1/60 MALE 1 FEMALE 0

2022 SUBSTANTIATED NEAR FATALITIES

4/138 MALE 3 FEMALE 1

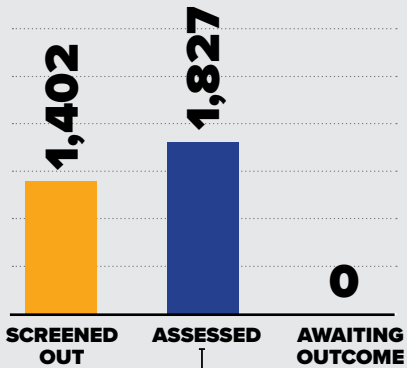


NOTE: A report may have more than one concern for each report; therefore, the total number of concerns will be greater than the total number of reports. In some reports, more than one child was assessed with valid concerns; therefore, the number of children assessed exceeds the number of valid assessed reports.

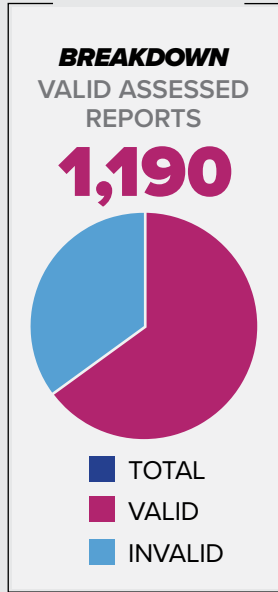
2022 REPORTS OF GENERAL PROTECTIVE SERVICES

3,229

TOTAL REPORTS



6,000
5,000
4,000
3,000
2,000
1,000



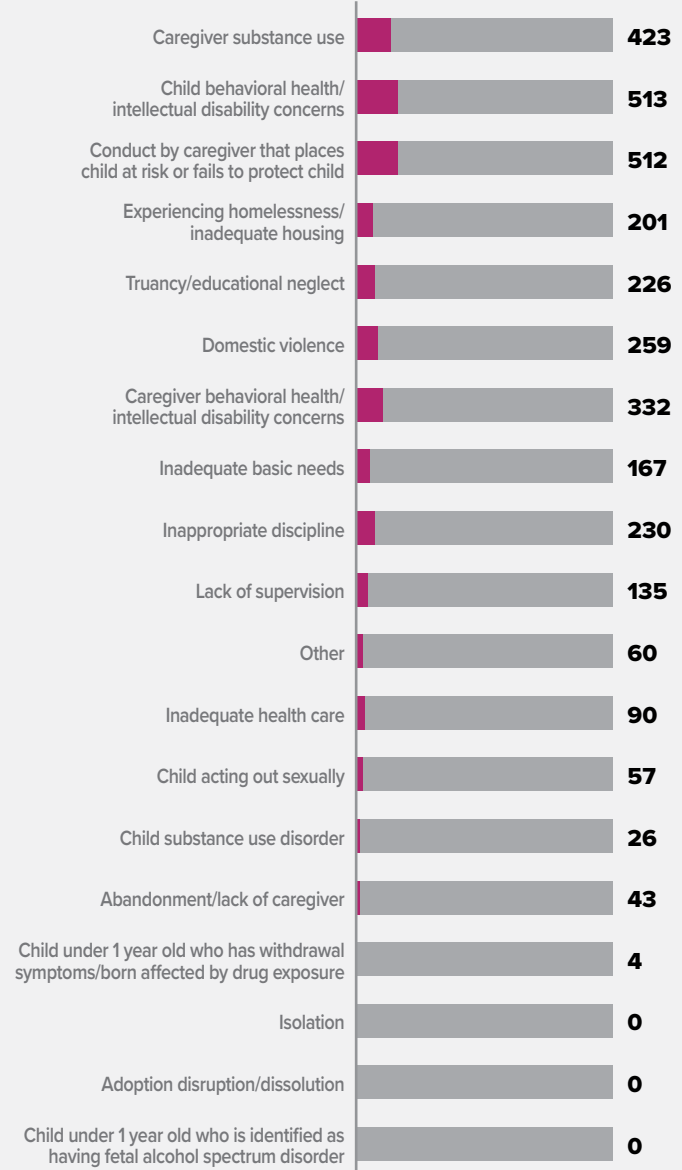
NUMBER OF CHILDREN ASSESSED



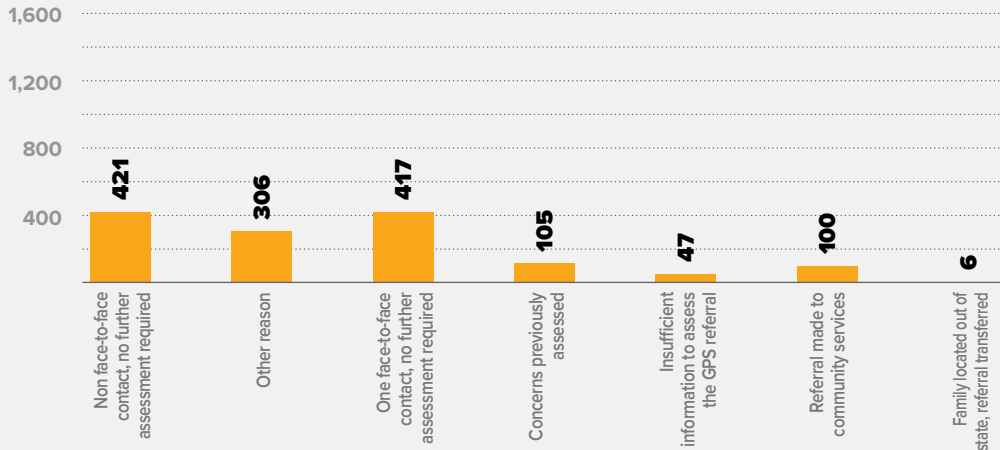
VALID GPS CONCERNS BY TYPE

3,278

TOTAL CONCERNS

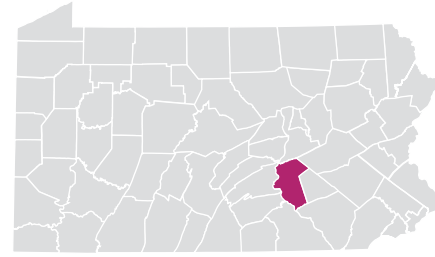


BREAKDOWN REPORTS SCREENED OUT BY REASON

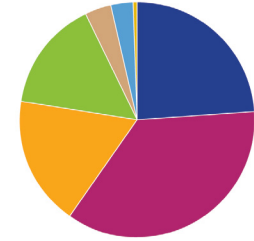


DAUPHIN COUNTY

URBAN // POPULATION • 284,199 / POPULATION UNDER 18 • 64,569



TYPES OF ALLEGATIONS SUBSTANTIATED REPORTS



264 TOTAL ALLEGATIONS

- 63** (23.9%) Sexual Abuse
- 95** (36.0%) Physical Abuse/Bodily Injury
- 47** (17.8%) Reasonable Likelihood of Bodily Injury
- 40** (15.2%) Serious Physical Neglect
- 10** (3.8%) Engaging in Per Se Acts
- 8** (3.0%) Likelihood of Sexual Abuse/Exploitation
- 0** (0.0%) Serious Mental Injury
- 1** (0.4%) Severe Form of Trafficking in Persons or Sex Trafficking
- 0** (0.0%) Munchausen Syndrome by Proxy/Medical Abuse

▲ NOTE: A report may have more than one allegation for each report; therefore, the total number of allegations will be greater than the total number of reports.

2022 REPORTS OF CHILD ABUSE

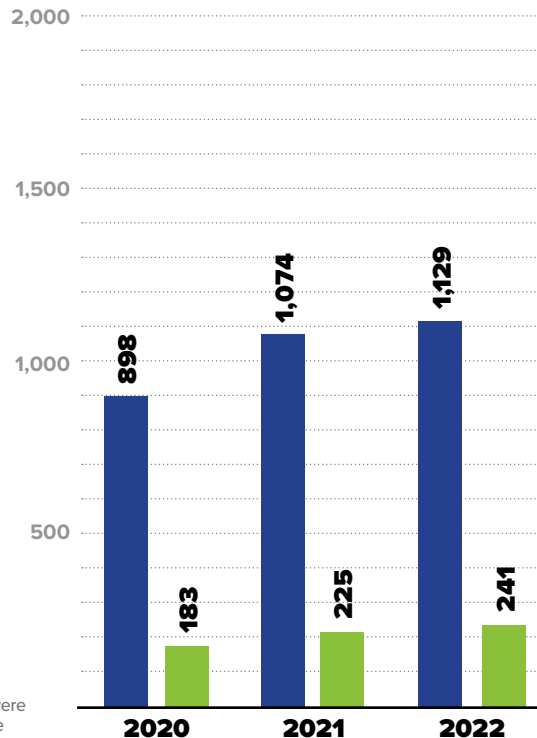
1,129

■ TOTAL REPORTS

241

■ SUBSTANTIATED REPORTS

▲ NOTE: CPS and GPS data reported were investigated and substantiated by the CCYA and may vary from statewide data which include both CCYA and OCYF Regional Office investigations.



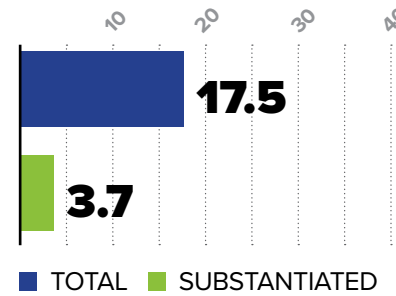
▲ NOTE: 2021 totals above will not align with the 2021 totals in this same table in the 2021 report, as regional investigations were included for that year in error in the 2021 report.

SUBSTANTIATED REPORTS BY SEX OF VICTIM

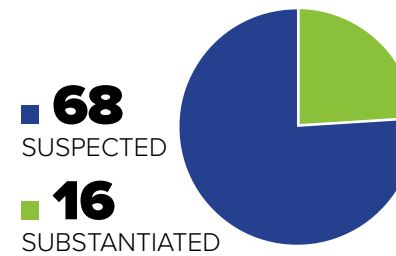
FEMALE
144
59.8%

MALE
97
40.2%

CHILD ABUSE REPORTS PER 1,000 CHILDREN




CASES OF REPEAT ABUSE SUBSTANTIATED REPORTS



\$4,159,343

EXPENDITURES CHILD ABUSE INVESTIGATIONS AND GENERAL PROTECTIVE SERVICES ASSESSMENTS



2022 SUBSTANTIATED FATALITIES

4/60 ▶ MALE **3** FEMALE **1**

2022 SUBSTANTIATED NEAR FATALITIES

9/138 ▶ MALE **6** FEMALE **3**

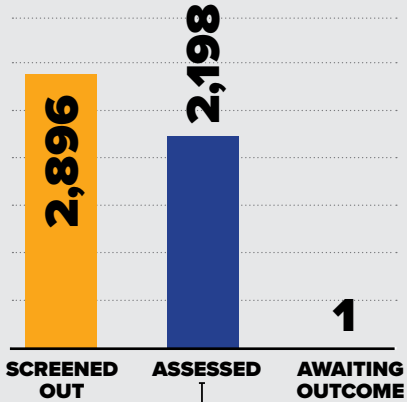


NOTE: A report may have more than one concern for each report; therefore, the total number of concerns will be greater than the total number of reports. In some reports, more than one child was assessed with valid concerns; therefore, the number of children assessed exceeds the number of valid assessed reports.

2022 REPORTS OF GENERAL PROTECTIVE SERVICES

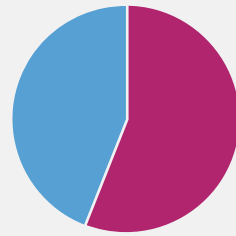
5,095

TOTAL REPORTS



BREAKDOWN VALID ASSESSED REPORTS

1,234



■ TOTAL
 ■ VALID
 ■ INVALID

NUMBER OF CHILDREN ASSESSED

3,327

TOTAL

1,867

VALID

CHILDREN ASSESSED PER 1,000 CHILDREN

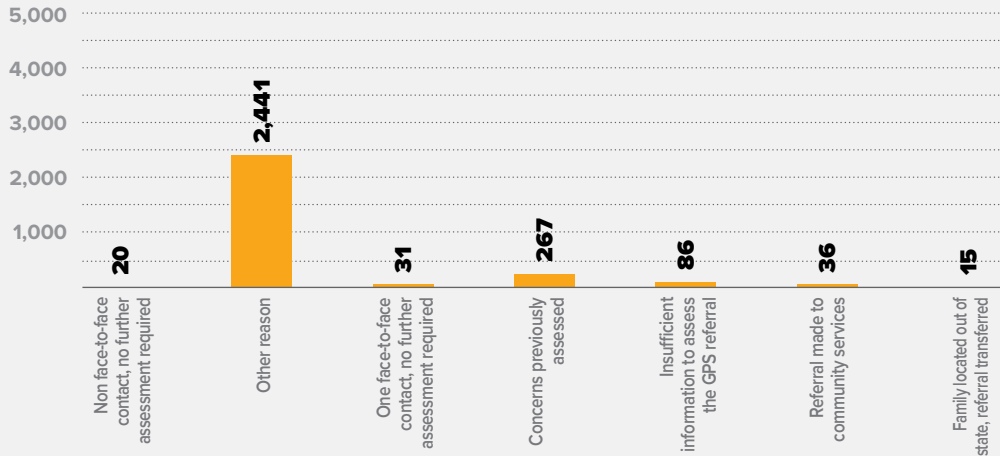
51.5

TOTAL

28.9

VALID

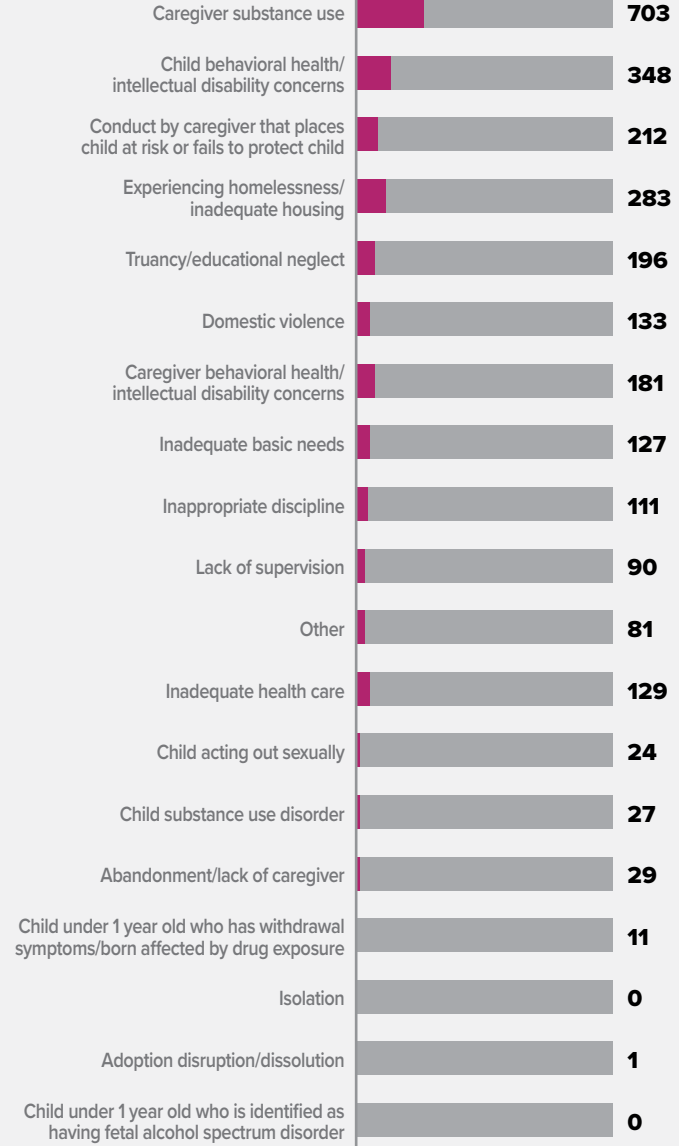
BREAKDOWN REPORTS SCREENED OUT BY REASON



VALID GPS CONCERNS BY TYPE

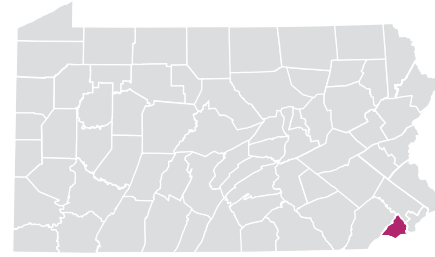
2,686

TOTAL CONCERNS

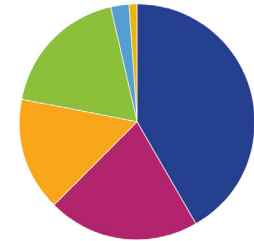


DELAWARE COUNTY

URBAN // POPULATION • 573,883 / POPULATION UNDER 18 • 127,405



TYPES OF ALLEGATIONS SUBSTANTIATED REPORTS



115 TOTAL ALLEGATIONS

- 48** (41.7%) Sexual Abuse
- 24** (20.9%) Physical Abuse/Bodily Injury
- 18** (15.7%) Reasonable Likelihood of Bodily Injury
- 21** (18.3%) Serious Physical Neglect
- 0** (0.0%) Engaging in Per Se Acts
- 3** (2.6%) Likelihood of Sexual Abuse/Exploitation
- 0** (0.0%) Serious Mental Injury
- 1** (0.9%) Severe Form of Trafficking in Persons or Sex Trafficking
- 0** (0.0%) Munchausen Syndrome by Proxy/Medical Abuse

▲ NOTE: A report may have more than one allegation for each report; therefore, the total number of allegations will be greater than the total number of reports.

2022 REPORTS OF CHILD ABUSE

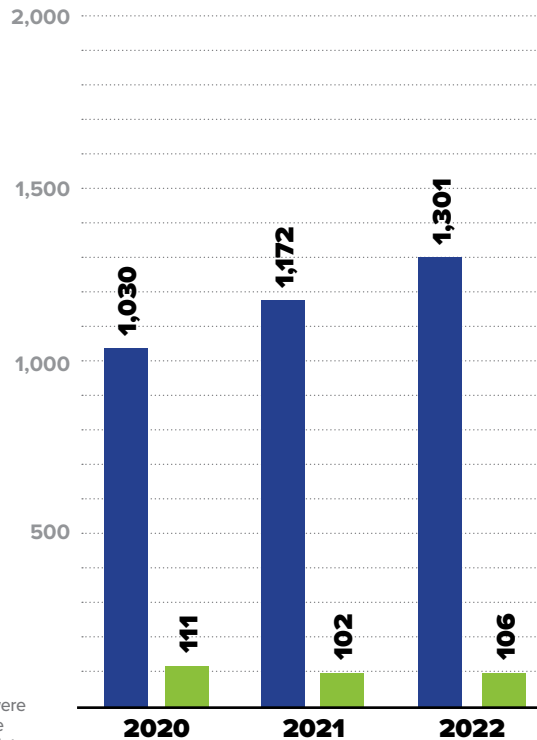
1,301

■ TOTAL REPORTS

106

■ SUBSTANTIATED REPORTS

▲ NOTE: CPS and GPS data reported were investigated and substantiated by the CCYA and may vary from statewide data which include both CCYA and OCFY Regional Office investigations.



▲ NOTE: 2021 totals above will not align with the 2021 totals in this same table in the 2021 report, as regional investigations were included for that year in error in the 2021 report.

SUBSTANTIATED REPORTS BY SEX OF VICTIM

FEMALE

62

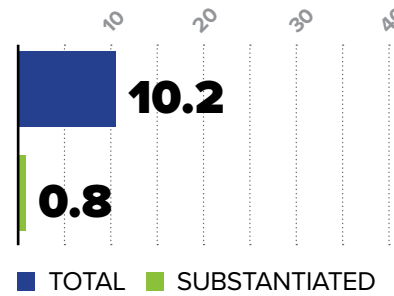
58.5%

MALE

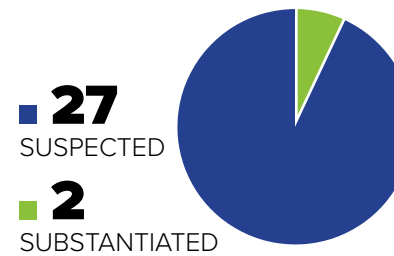
44

41.5%

CHILD ABUSE REPORTS PER 1,000 CHILDREN



CASES OF REPEAT ABUSE SUBSTANTIATED REPORTS



\$9,073,122

EXPENDITURES CHILD ABUSE INVESTIGATIONS AND GENERAL PROTECTIVE SERVICES ASSESSMENTS



2022 SUBSTANTIATED FATALITIES

2/60 MALE 1 FEMALE 1

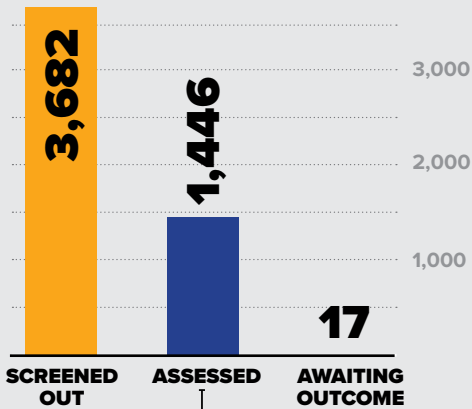
2022 SUBSTANTIATED NEAR FATALITIES

3/138 MALE 3 FEMALE 0

2022 REPORTS OF GENERAL PROTECTIVE SERVICES

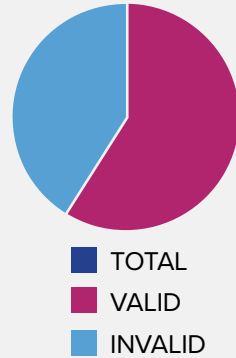
5,145

TOTAL REPORTS



BREAKDOWN VALID ASSESSED REPORTS

852



NUMBER OF CHILDREN ASSESSED

2,071

TOTAL

1,189

VALID

CHILDREN ASSESSED PER 1,000 CHILDREN

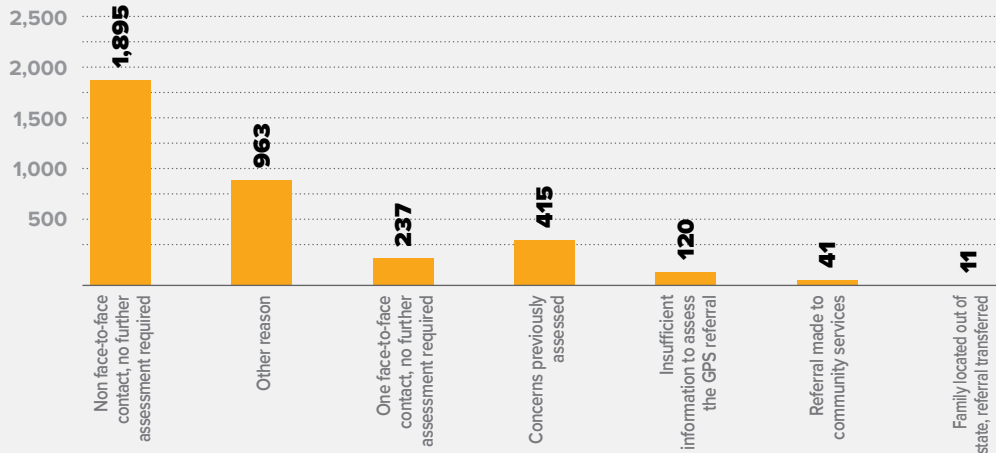
16.3

TOTAL

9.3

VALID

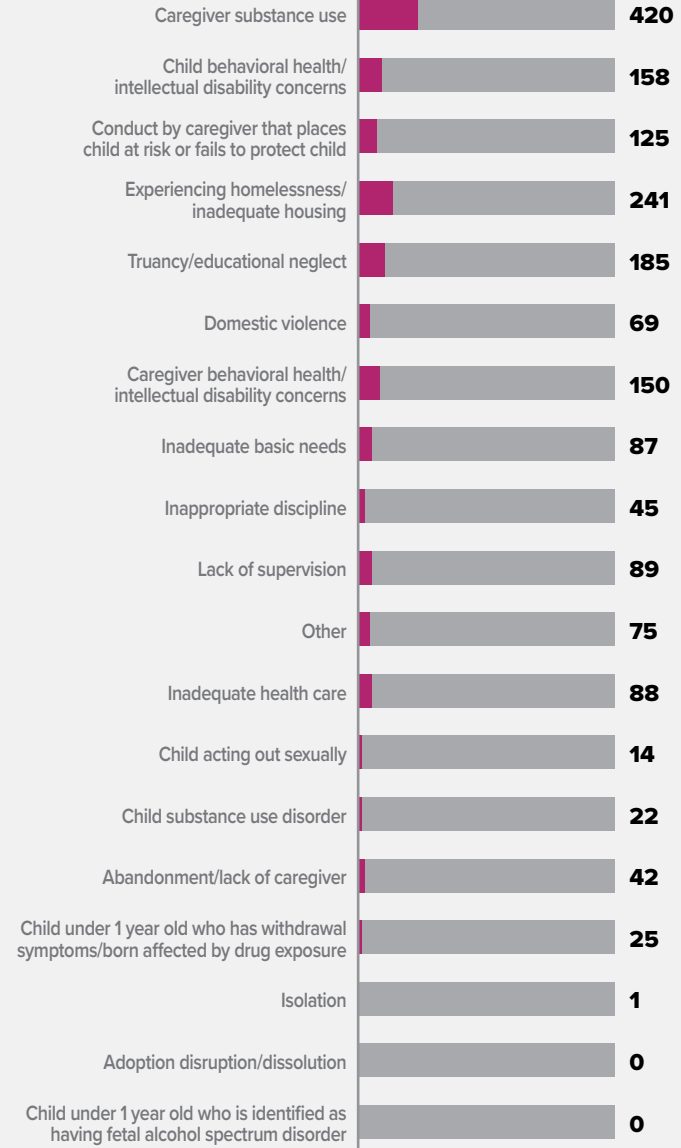
BREAKDOWN REPORTS SCREENED OUT BY REASON



VALID GPS CONCERNS BY TYPE

1,836

TOTAL CONCERNS



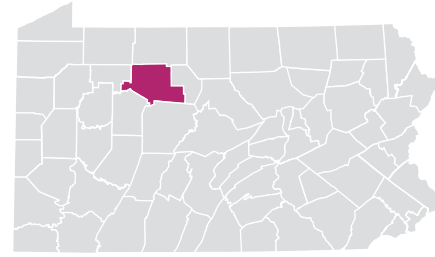
DELAWARE COUNTY

NOTE: A report may have more than one concern for each report; therefore, the total number of concerns will be greater than the total number of reports. In some reports, more than one child was assessed with valid concerns; therefore, the number of children assessed exceeds the number of valid assessed reports.

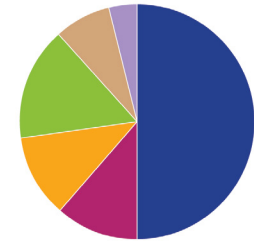


ELK COUNTY

RURAL // POPULATION • 31,037 / POPULATION UNDER 18 • 6,074



TYPES OF ALLEGATIONS SUBSTANTIATED REPORTS



26 TOTAL ALLEGATIONS

- 13** (50.0%) Sexual Abuse
- 3** (11.5%) Physical Abuse/Bodily Injury
- 3** (11.5%) Reasonable Likelihood of Bodily Injury
- 4** (15.4%) Serious Physical Neglect
- 2** (7.7%) Engaging in Per Se Acts
- 0** (0.0%) Likelihood of Sexual Abuse/Exploitation
- 1** (3.8%) Serious Mental Injury
- 0** (0.0%) Severe Form of Trafficking in Persons or Sex Trafficking
- 0** (0.0%) Munchausen Syndrome by Proxy/Medical Abuse

▲ NOTE: A report may have more than one allegation for each report; therefore, the total number of allegations will be greater than the total number of reports.

2022 REPORTS OF CHILD ABUSE

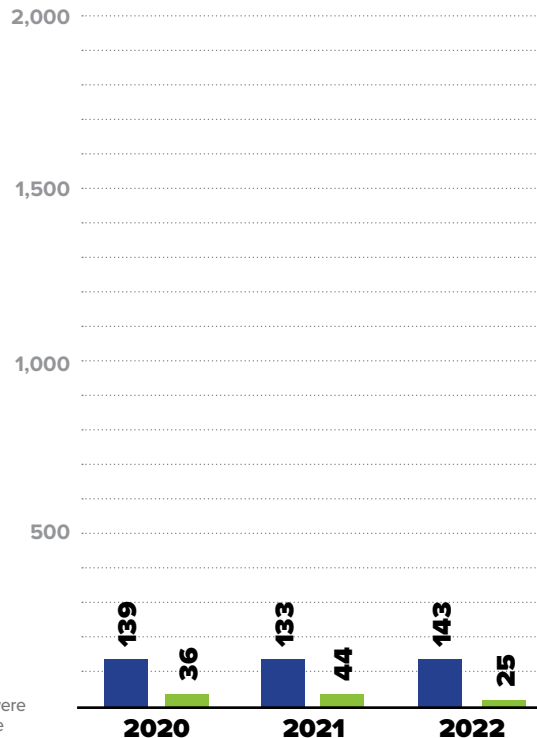
143

■ TOTAL REPORTS

25

■ SUBSTANTIATED REPORTS

▲ NOTE: CPS and GPS data reported were investigated and substantiated by the CCYA and may vary from statewide data which include both CCYA and OCYF Regional Office investigations.



▲ NOTE: 2021 totals above will not align with the 2021 totals in this same table in the 2021 report, as regional investigations were included for that year in error in the 2021 report.

SUBSTANTIATED REPORTS BY SEX OF VICTIM

FEMALE

23

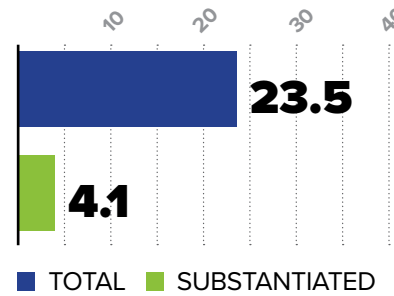
92.0%

MALE

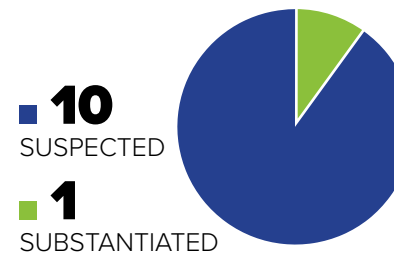
2

8.0%

CHILD ABUSE REPORTS PER 1,000 CHILDREN



CASES OF REPEAT ABUSE SUBSTANTIATED REPORTS



\$455,291

EXPENDITURES CHILD ABUSE INVESTIGATIONS AND GENERAL PROTECTIVE SERVICES ASSESSMENTS



2022 SUBSTANTIATED FATALITIES

0/60 MALE 0 FEMALE 0

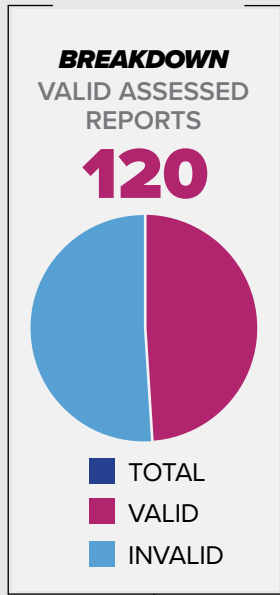
2022 SUBSTANTIATED NEAR FATALITIES

1/138 MALE 0 FEMALE 1

2022 REPORTS OF GENERAL PROTECTIVE SERVICES

524

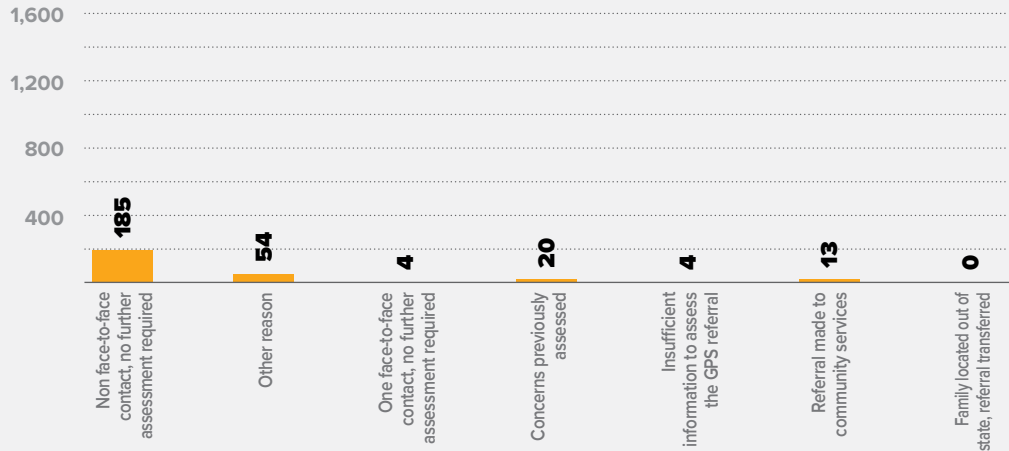
TOTAL REPORTS



NUMBER OF CHILDREN ASSESSED



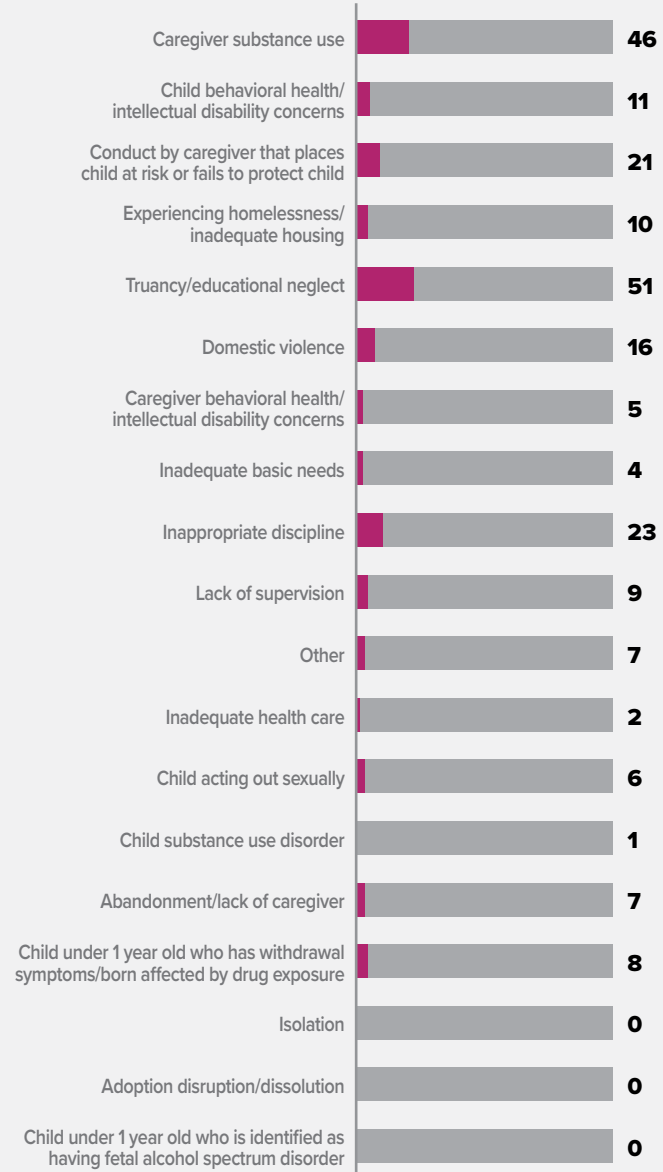
BREAKDOWN REPORTS SCREENED OUT BY REASON



VALID GPS CONCERNS BY TYPE

227

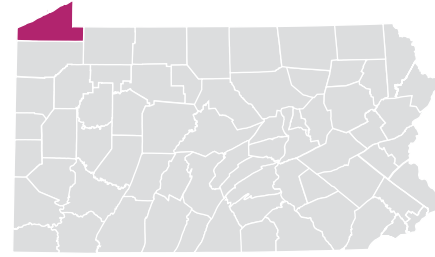
TOTAL CONCERNS



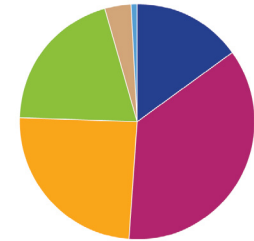
NOTE: A report may have more than one concern for each report; therefore, the total number of concerns will be greater than the total number of reports. In some reports, more than one child was assessed with valid concerns; therefore, the number of children assessed exceeds the number of valid assessed reports.

ERIE COUNTY

URBAN // POPULATION • 271,903 / POPULATION UNDER 18 • 58,170



TYPES OF ALLEGATIONS SUBSTANTIATED REPORTS



119 TOTAL ALLEGATIONS

- 18** (15.1%) Sexual Abuse
- 43** (36.1%) Physical Abuse/Bodily Injury
- 29** (24.4%) Reasonable Likelihood of Bodily Injury
- 24** (20.2%) Serious Physical Neglect
- 4** (3.4%) Engaging in Per Se Acts
- 1** (0.8%) Likelihood of Sexual Abuse/Exploitation
- 0** (0.0%) Serious Mental Injury
- 0** (0.0%) Severe Form of Trafficking in Persons or Sex Trafficking
- 0** (0.0%) Munchausen Syndrome by Proxy/Medical Abuse

▲ NOTE: A report may have more than one allegation for each report; therefore, the total number of allegations will be greater than the total number of reports.

2022 REPORTS OF CHILD ABUSE

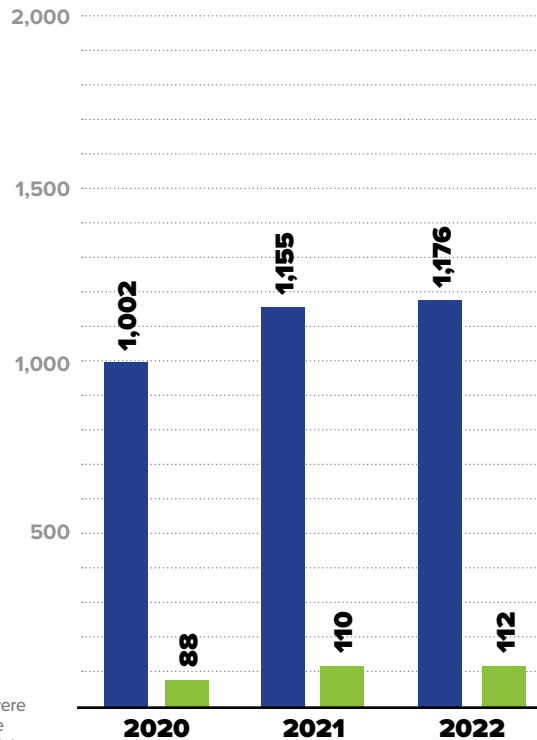
1,176

■ TOTAL REPORTS

112

■ SUBSTANTIATED REPORTS

▲ NOTE: CPS and GPS data reported were investigated and substantiated by the CCYA and may vary from statewide data which include both CCYA and OCFY Regional Office investigations.



▲ NOTE: 2021 totals above will not align with the 2021 totals in this same table in the 2021 report, as regional investigations were included for that year in error in the 2021 report.

SUBSTANTIATED REPORTS BY SEX OF VICTIM

FEMALE

59

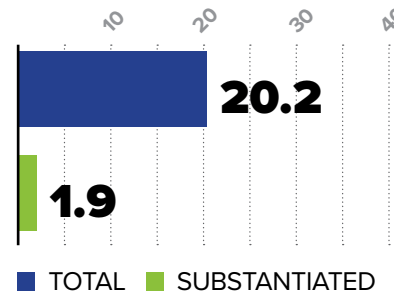
52.7%

MALE

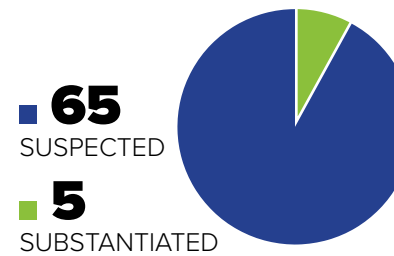
53

47.3%

CHILD ABUSE REPORTS PER 1,000 CHILDREN



CASES OF REPEAT ABUSE SUBSTANTIATED REPORTS



\$4,450,423

EXPENDITURES CHILD ABUSE INVESTIGATIONS AND GENERAL PROTECTIVE SERVICES ASSESSMENTS



2022 SUBSTANTIATED FATALITIES

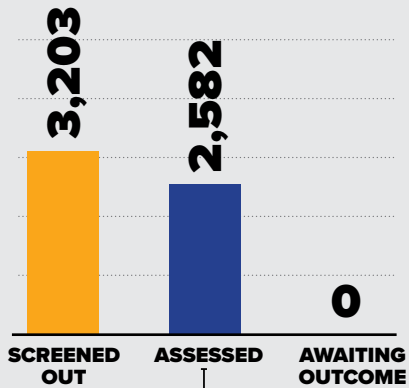
0/60 ▶ MALE 0 FEMALE 0

2022 SUBSTANTIATED NEAR FATALITIES

8/138 ▶ MALE 5 FEMALE 3

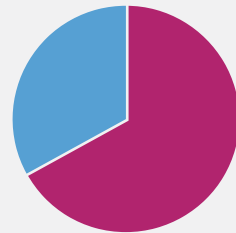
2022 REPORTS OF GENERAL PROTECTIVE SERVICES

5,785
TOTAL REPORTS



BREAKDOWN VALID ASSESSED REPORTS

1,737



■ TOTAL
■ VALID
■ INVALID

NUMBER OF CHILDREN ASSESSED

5,731
TOTAL

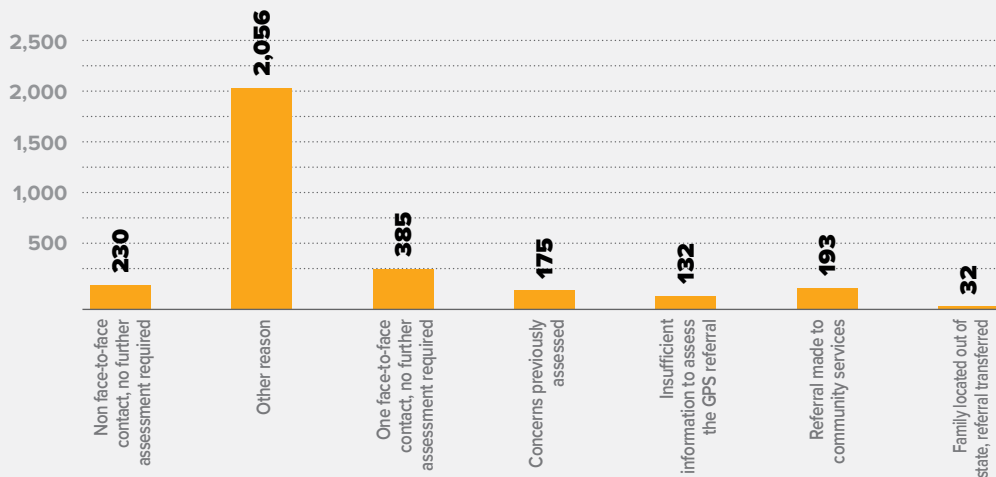
3,311
VALID

CHILDREN ASSESSED PER 1,000 CHILDREN

98.5
TOTAL

56.9
VALID

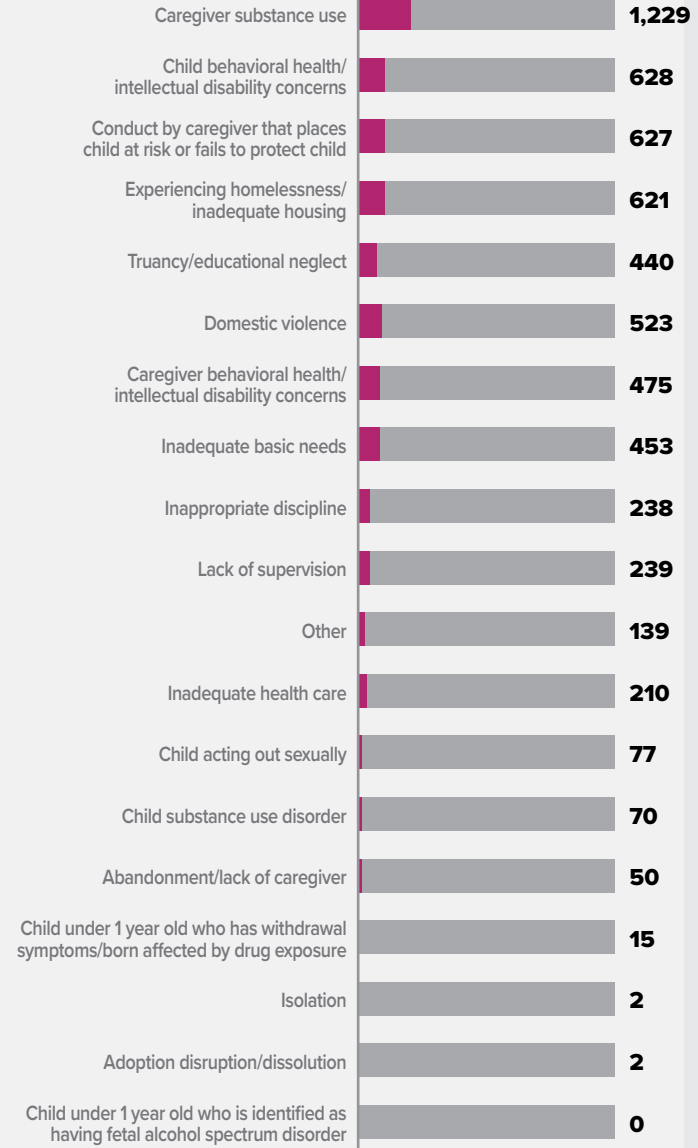
BREAKDOWN REPORTS SCREENED OUT BY REASON



VALID GPS CONCERNS BY TYPE

6,038

TOTAL CONCERNS



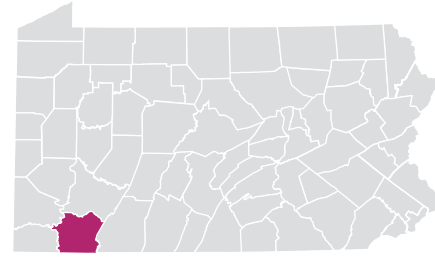
ERIE COUNTY

NOTE: A report may have more than one concern for each report; therefore, the total number of concerns will be greater than the total number of reports. In some reports, more than one child was assessed with valid concerns; therefore, the number of children assessed exceeds the number of valid assessed reports.

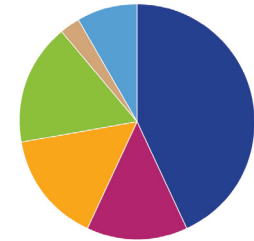


FAYETTE COUNTY

RURAL // POPULATION • 129,443 / POPULATION UNDER 18 • 25,121



TYPES OF ALLEGATIONS SUBSTANTIATED REPORTS



72 TOTAL ALLEGATIONS

- 31** (43.1%) Sexual Abuse
- 10** (13.9%) Physical Abuse/Bodily Injury
- 11** (15.3%) Reasonable Likelihood of Bodily Injury
- 12** (16.7%) Serious Physical Neglect
- 2** (2.8%) Engaging in Per Se Acts
- 6** (8.3%) Likelihood of Sexual Abuse/Exploitation
- 0** (0.0%) Serious Mental Injury
- 0** (0.0%) Severe Form of Trafficking in Persons or Sex Trafficking
- 0** (0.0%) Munchausen Syndrome by Proxy/Medical Abuse

▲ NOTE: A report may have more than one allegation for each report; therefore, the total number of allegations will be greater than the total number of reports.

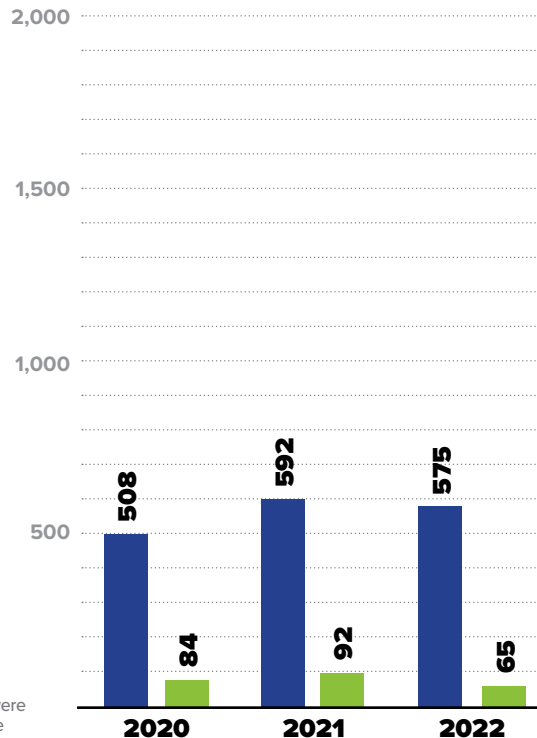
2022 REPORTS OF CHILD ABUSE

575

■ TOTAL REPORTS

65

■ SUBSTANTIATED REPORTS



▲ NOTE: 2021 totals above will not align with the 2021 totals in this same table in the 2021 report, as regional investigations were included for that year in error in the 2021 report.

SUBSTANTIATED REPORTS BY SEX OF VICTIM

FEMALE

46

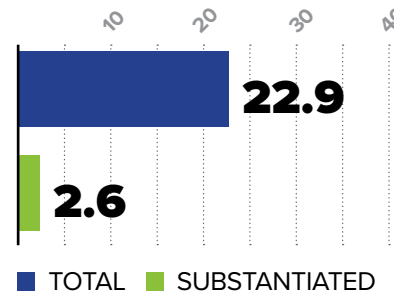
70.8%

MALE

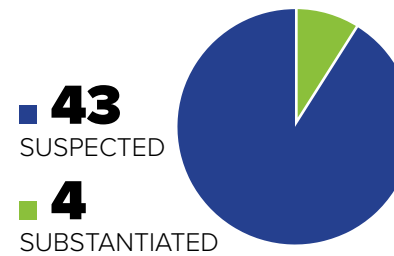
19

29.2%

CHILD ABUSE REPORTS PER 1,000 CHILDREN



CASES OF REPEAT ABUSE SUBSTANTIATED REPORTS



\$2,575,782

EXPENDITURES CHILD ABUSE INVESTIGATIONS AND GENERAL PROTECTIVE SERVICES ASSESSMENTS



2022 SUBSTANTIATED FATALITIES

0/60 MALE 0 FEMALE 0

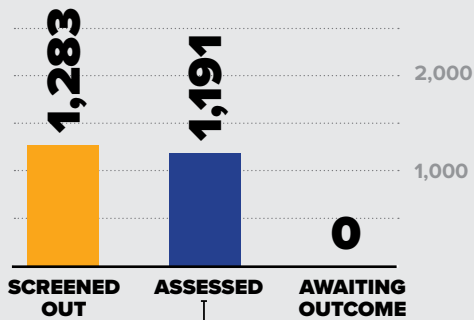
2022 SUBSTANTIATED NEAR FATALITIES

1/138 MALE 0 FEMALE 1

2022 REPORTS OF GENERAL PROTECTIVE SERVICES

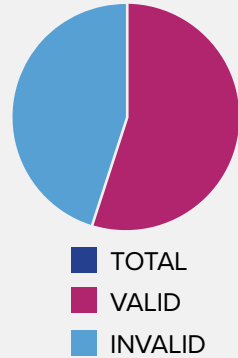
2,474

TOTAL REPORTS



BREAKDOWN VALID ASSESSED REPORTS

659



NUMBER OF CHILDREN ASSESSED

2,035

TOTAL

1,113

VALID

CHILDREN ASSESSED PER 1,000 CHILDREN

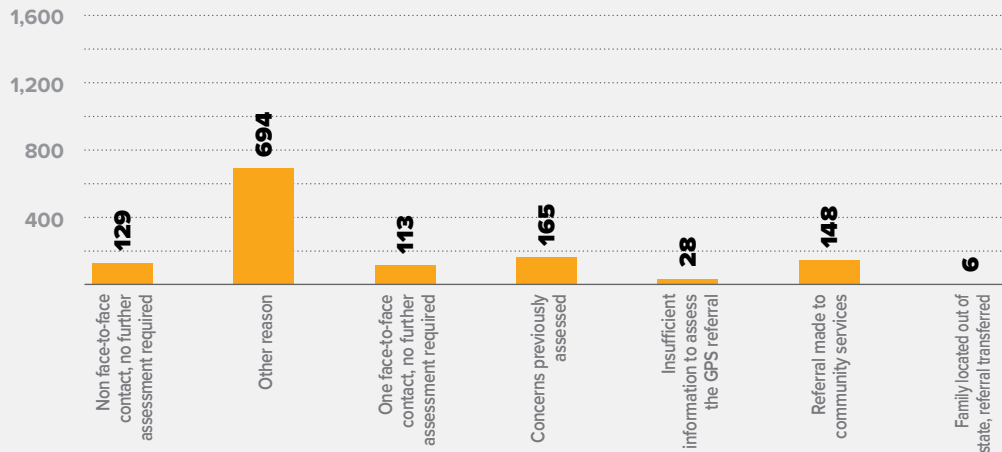
81.0

TOTAL

44.3

VALID

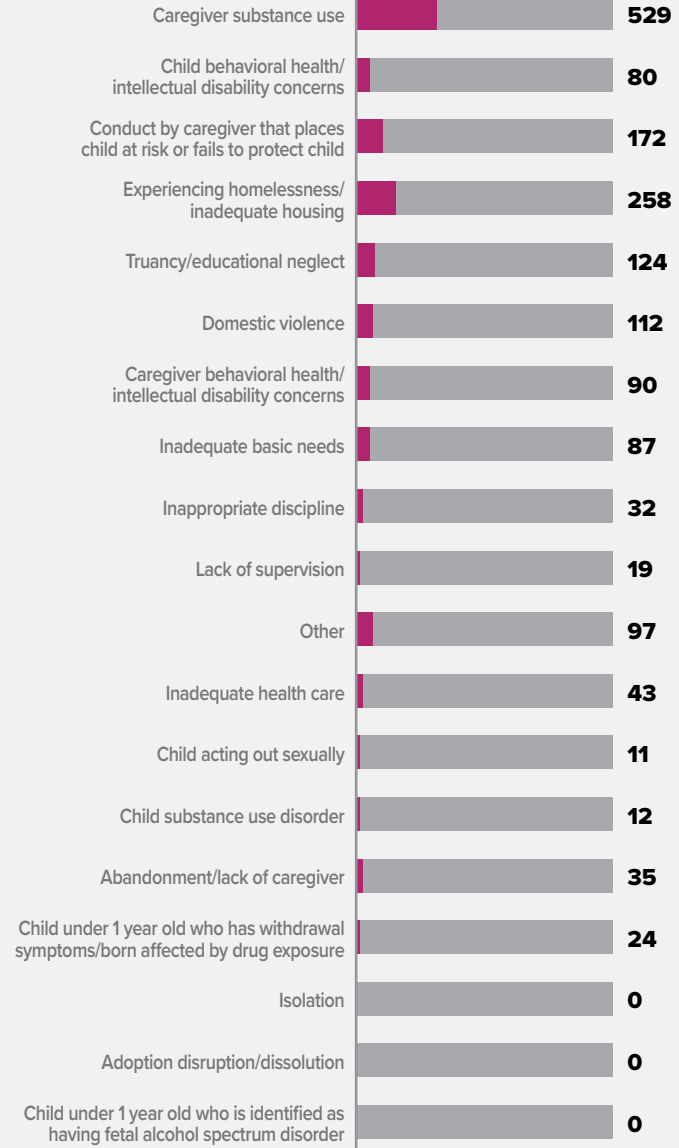
BREAKDOWN REPORTS SCREENED OUT BY REASON



VALID GPS CONCERNS BY TYPE

1,725

TOTAL CONCERNS



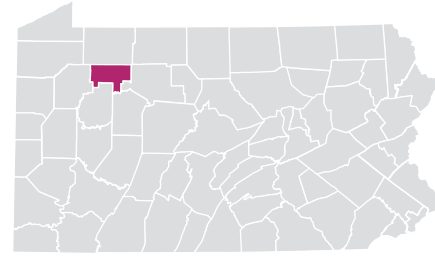
FAVETTE COUNTY

NOTE: A report may have more than one concern for each report; therefore, the total number of concerns will be greater than the total number of reports. In some reports, more than one child was assessed with valid concerns; therefore, the number of children assessed exceeds the number of valid assessed reports.

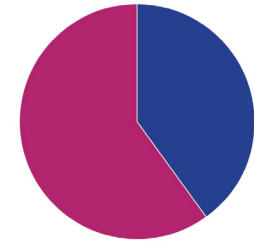


FOREST COUNTY

RURAL // POPULATION • 7,121 / POPULATION UNDER 18 • 528



TYPES OF ALLEGATIONS SUBSTANTIATED REPORTS



5 TOTAL ALLEGATIONS

- 2** (40.0%) Sexual Abuse
- 3** (60.0%) Physical Abuse/Bodily Injury
- 0** (0.0%) Reasonable Likelihood of Bodily Injury
- 0** (0.0%) Serious Physical Neglect
- 0** (0.0%) Engaging in Per Se Acts
- 0** (0.0%) Likelihood of Sexual Abuse/Exploitation
- 0** (0.0%) Serious Mental Injury
- 0** (0.0%) Severe Form of Trafficking in Persons or Sex Trafficking
- 0** (0.0%) Munchausen Syndrome by Proxy/Medical Abuse

▲ NOTE: A report may have more than one allegation for each report; therefore, the total number of allegations will be greater than the total number of reports.

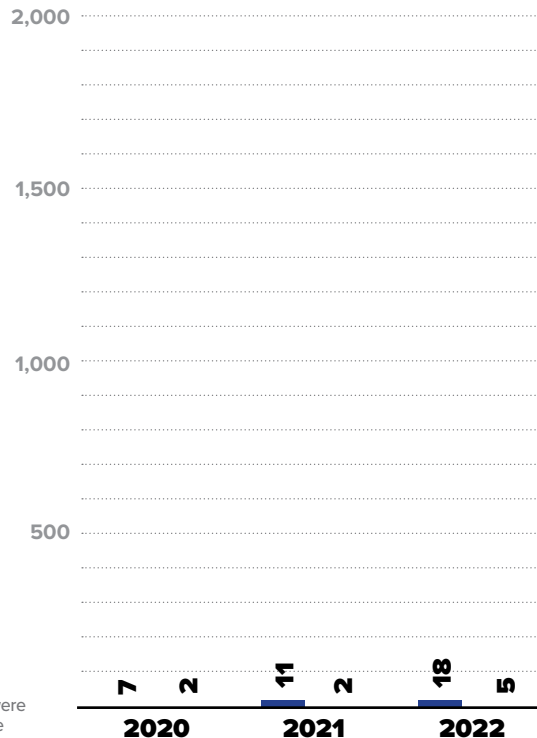
2022 REPORTS OF CHILD ABUSE

18

■ TOTAL REPORTS

5

■ SUBSTANTIATED REPORTS



▲ NOTE: CPS and GPS data reported were investigated and substantiated by the CCYA and may vary from statewide data which include both CCYA and OCYF Regional Office investigations.

▲ NOTE: 2021 totals above will not align with the 2021 totals in this same table in the 2021 report, as regional investigations were included for that year in error in the 2021 report.

SUBSTANTIATED REPORTS BY SEX OF VICTIM

FEMALE

3

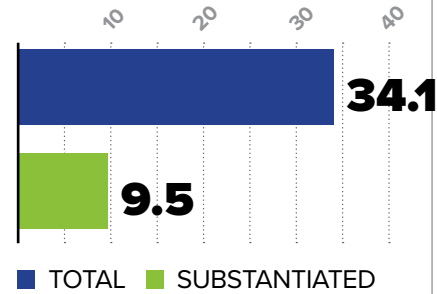
60.0%

MALE

2

40.0%

CHILD ABUSE REPORTS PER 1,000 CHILDREN



CASES OF REPEAT ABUSE SUBSTANTIATED REPORTS

■ **0** SUSPECTED

■ **0** SUBSTANTIATED

\$257,919

EXPENDITURES CHILD ABUSE INVESTIGATIONS AND GENERAL PROTECTIVE SERVICES ASSESSMENTS



2022 SUBSTANTIATED FATALITIES

0/60 MALE FEMALE

2022 SUBSTANTIATED NEAR FATALITIES

0/138 MALE FEMALE

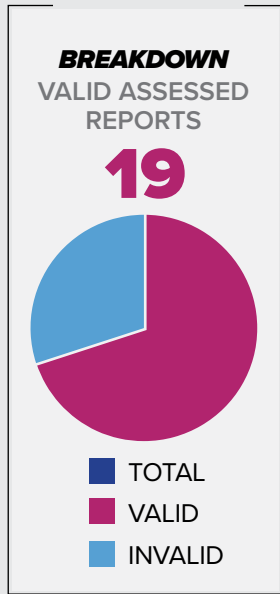


NOTE: A report may have more than one concern for each report; therefore, the total number of concerns will be greater than the total number of reports. In some reports, more than one child was assessed with valid concerns; therefore, the number of children assessed exceeds the number of valid assessed reports.

2022 REPORTS OF GENERAL PROTECTIVE SERVICES

60

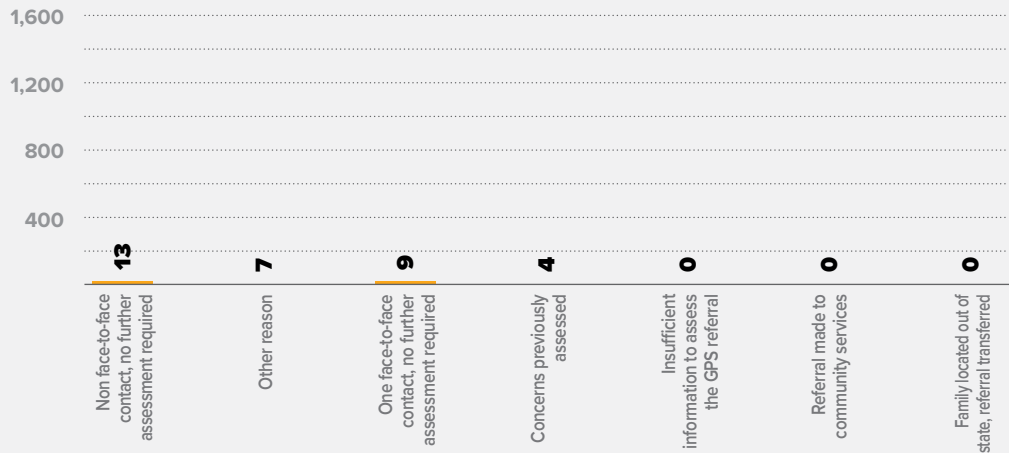
TOTAL REPORTS



NUMBER OF CHILDREN ASSESSED



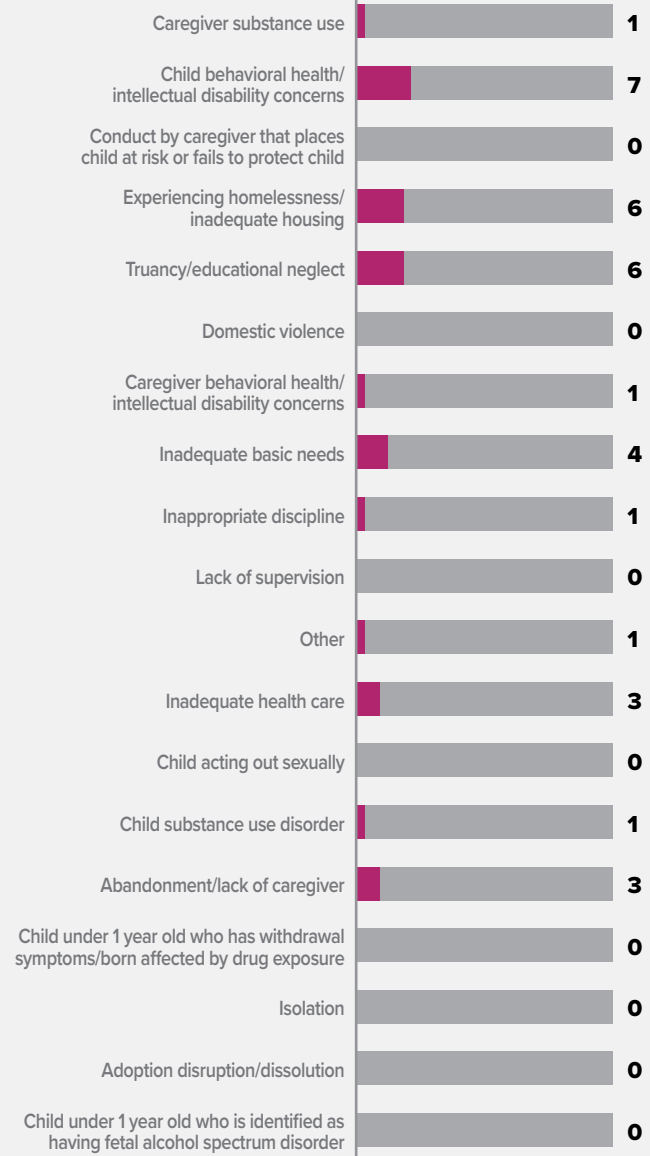
BREAKDOWN REPORTS SCREENED OUT BY REASON



VALID GPS CONCERNS BY TYPE

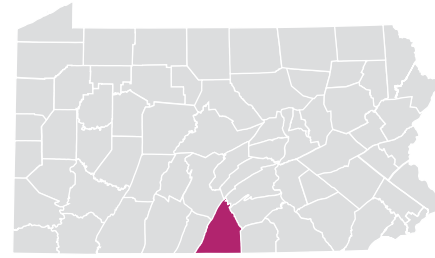
34

TOTAL CONCERNS

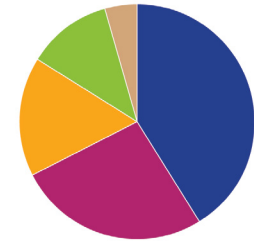


FRANKLIN COUNTY

RURAL // POPULATION • 155,592 / POPULATION UNDER 18 • 34,857



TYPES OF ALLEGATIONS SUBSTANTIATED REPORTS



68 TOTAL ALLEGATIONS

- 28** (41.2%) Sexual Abuse
- 18** (26.5%) Physical Abuse/Bodily Injury
- 11** (16.2%) Reasonable Likelihood of Bodily Injury
- 8** (11.8%) Serious Physical Neglect
- 3** (4.4%) Engaging in Per Se Acts
- 0** (0.0%) Likelihood of Sexual Abuse/Exploitation
- 0** (0.0%) Serious Mental Injury
- 0** (0.0%) Severe Form of Trafficking in Persons or Sex Trafficking
- 0** (0.0%) Munchausen Syndrome by Proxy/Medical Abuse

▲ NOTE: A report may have more than one allegation for each report; therefore, the total number of allegations will be greater than the total number of reports.

2022 REPORTS OF CHILD ABUSE

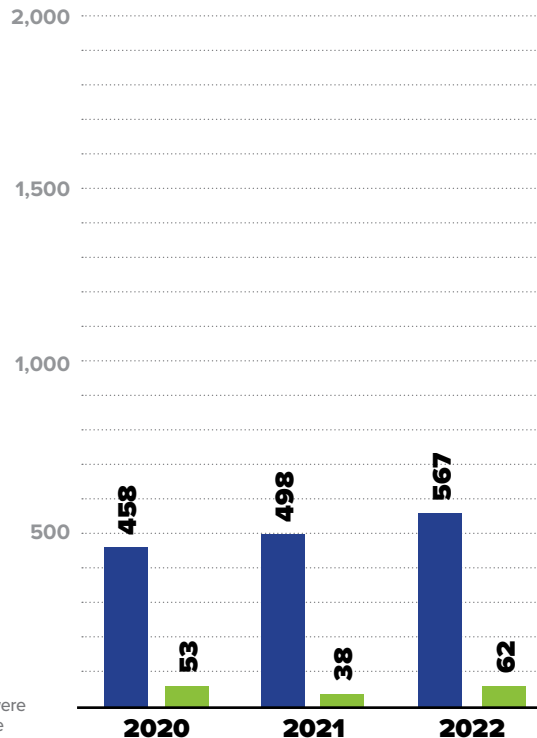
567

■ TOTAL REPORTS

62

■ SUBSTANTIATED REPORTS

▲ NOTE: CPS and GPS data reported were investigated and substantiated by the CCYA and may vary from statewide data which include both CCYA and OCYF Regional Office investigations.



▲ NOTE: 2021 totals above will not align with the 2021 totals in this same table in the 2021 report, as regional investigations were included for that year in error in the 2021 report.

SUBSTANTIATED REPORTS BY SEX OF VICTIM

FEMALE

43

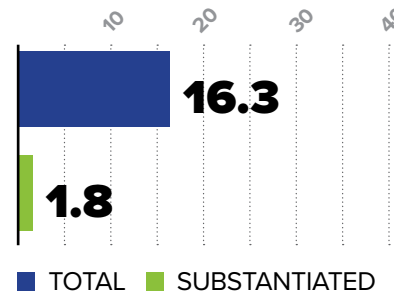
69.4%

MALE

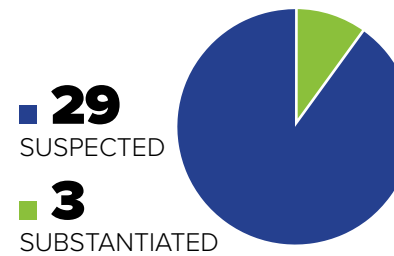
19

30.6%

CHILD ABUSE REPORTS PER 1,000 CHILDREN



CASES OF REPEAT ABUSE SUBSTANTIATED REPORTS



\$1,842,019

EXPENDITURES CHILD ABUSE INVESTIGATIONS AND GENERAL PROTECTIVE SERVICES ASSESSMENTS



2022 SUBSTANTIATED FATALITIES

1/60 MALE 1 FEMALE 0

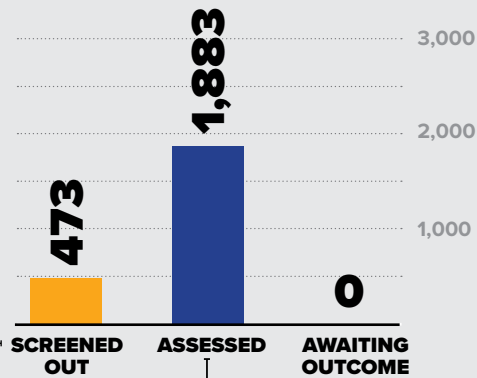
2022 SUBSTANTIATED NEAR FATALITIES

4/138 MALE 1 FEMALE 3

2022 REPORTS OF GENERAL PROTECTIVE SERVICES

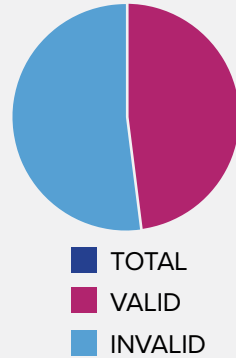
2,356

TOTAL REPORTS



BREAKDOWN VALID ASSESSED REPORTS

908



NUMBER OF CHILDREN ASSESSED

2,582

TOTAL

1,183

VALID

CHILDREN ASSESSED PER 1,000 CHILDREN

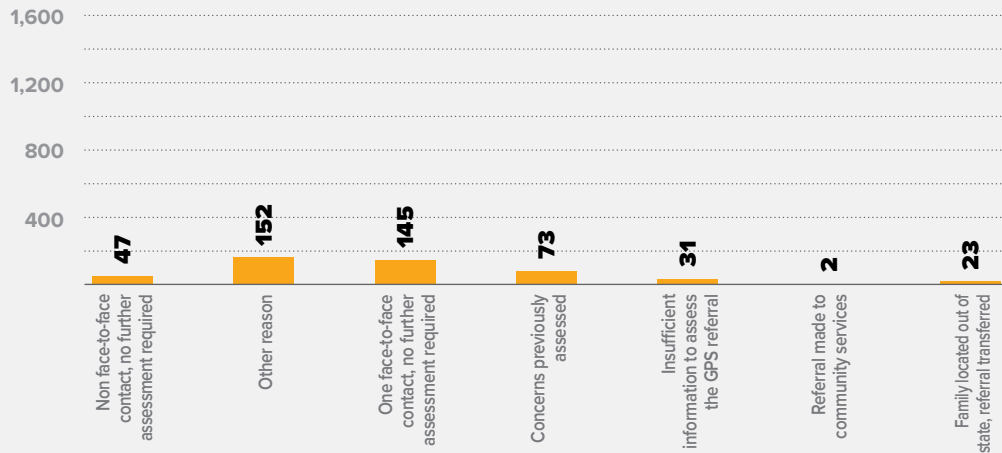
74.1

TOTAL

33.9

VALID

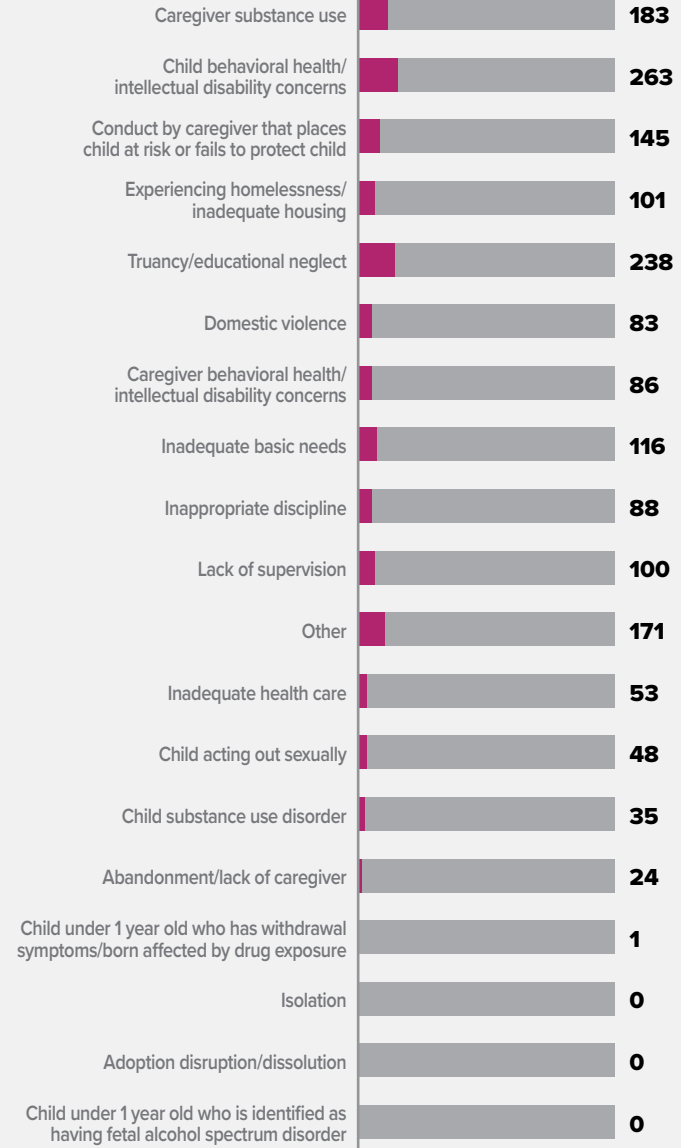
BREAKDOWN REPORTS SCREENED OUT BY REASON



VALID GPS CONCERNS BY TYPE

1,735

TOTAL CONCERNS



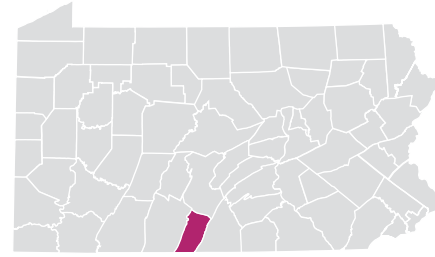
FRANKLIN COUNTY

NOTE: A report may have more than one concern for each report; therefore, the total number of concerns will be greater than the total number of reports. In some reports, more than one child was assessed with valid concerns; therefore, the number of children assessed exceeds the number of valid assessed reports.

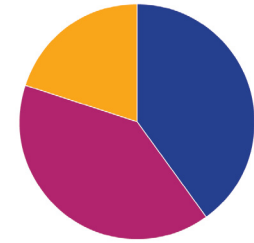


FULTON COUNTY

RURAL // POPULATION • 14,529 / POPULATION UNDER 18 • 2,913



TYPES OF ALLEGATIONS SUBSTANTIATED REPORTS



5 TOTAL ALLEGATIONS

- **2** (40.0%) Sexual Abuse
- **2** (40.0%) Physical Abuse/Bodily Injury
- **1** (20.0%) Reasonable Likelihood of Bodily Injury
- **0** (0.0%) Serious Physical Neglect
- **0** (0.0%) Engaging in Per Se Acts
- **0** (0.0%) Likelihood of Sexual Abuse/Exploitation
- **0** (0.0%) Serious Mental Injury
- **0** (0.0%) Severe Form of Trafficking in Persons or Sex Trafficking
- **0** (0.0%) Munchausen Syndrome by Proxy/Medical Abuse

▲ NOTE: A report may have more than one allegation for each report; therefore, the total number of allegations will be greater than the total number of reports.

2022 REPORTS OF CHILD ABUSE

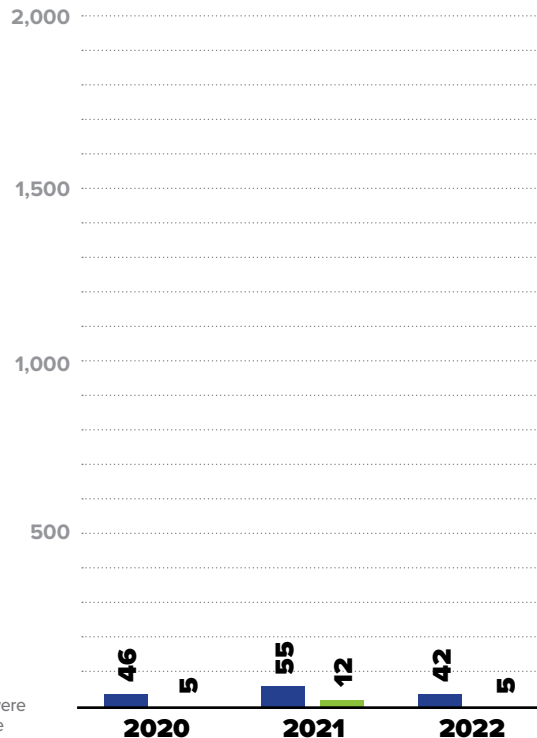
42

■ TOTAL REPORTS

5

■ SUBSTANTIATED REPORTS

▲ NOTE: CPS and GPS data reported were investigated and substantiated by the CCYA and may vary from statewide data which include both CCYA and OCYF Regional Office investigations.



▲ NOTE: 2021 totals above will not align with the 2021 totals in this same table in the 2021 report, as regional investigations were included for that year in error in the 2021 report.

SUBSTANTIATED REPORTS BY SEX OF VICTIM

FEMALE

4

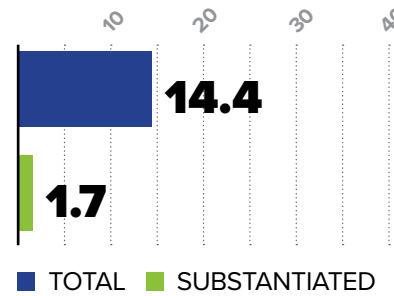
80.0%

MALE

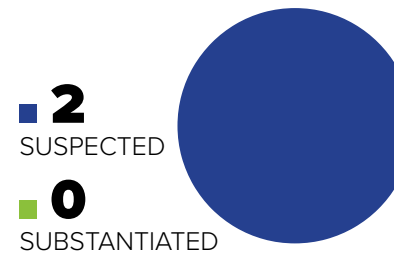
1

20.0%

CHILD ABUSE REPORTS PER 1,000 CHILDREN



CASES OF REPEAT ABUSE SUBSTANTIATED REPORTS



\$275,517

EXPENDITURES CHILD ABUSE INVESTIGATIONS AND GENERAL PROTECTIVE SERVICES ASSESSMENTS

2021

\$332,471

\$259.18M

2022

\$275,517

\$244.60M

■ COUNTY
■ STATEWIDE TOTAL

2022 SUBSTANTIATED FATALITIES

0/60 ▶ MALE 0 FEMALE 0

2022 SUBSTANTIATED NEAR FATALITIES

0/138 ▶ MALE 0 FEMALE 0

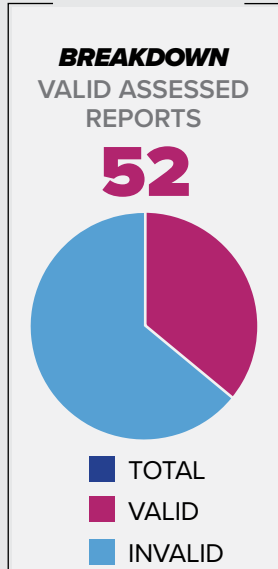


NOTE: A report may have more than one concern for each report; therefore, the total number of concerns will be greater than the total number of reports. In some reports, more than one child was assessed with valid concerns; therefore, the number of children assessed exceeds the number of valid assessed reports.

2022 REPORTS OF GENERAL PROTECTIVE SERVICES

197

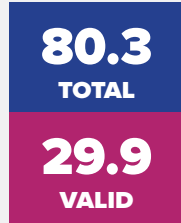
TOTAL REPORTS



NUMBER OF CHILDREN ASSESSED



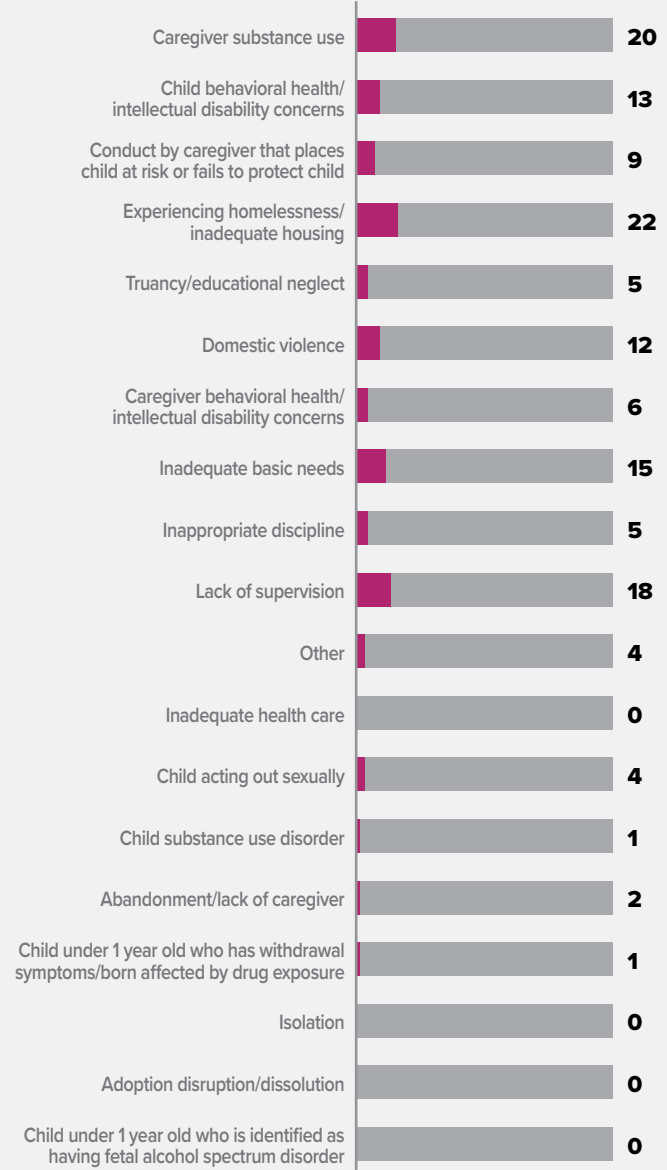
CHILDREN ASSESSED PER 1,000 CHILDREN



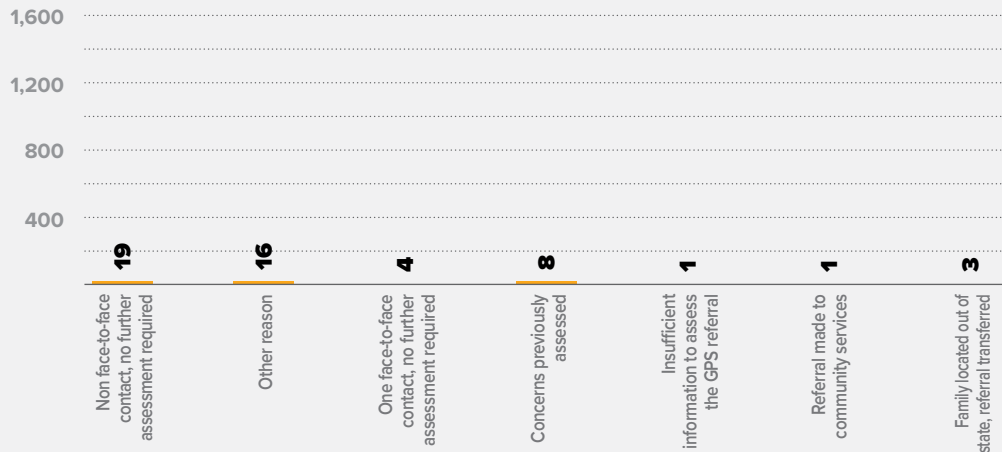
VALID GPS CONCERNS BY TYPE

137

TOTAL CONCERNS

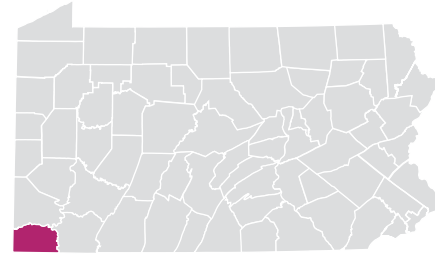


BREAKDOWN REPORTS SCREENED OUT BY REASON

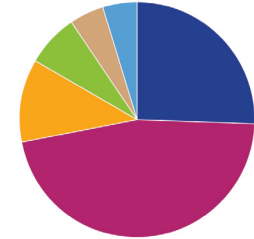


GREENE COUNTY

RURAL // POPULATION • 36,248 / POPULATION UNDER 18 • 7,080



TYPES OF ALLEGATIONS SUBSTANTIATED REPORTS



43 TOTAL ALLEGATIONS

- **11** (25.6%) Sexual Abuse
- **20** (46.5%) Physical Abuse/Bodily Injury
- **5** (11.6%) Reasonable Likelihood of Bodily Injury
- **3** (7.0%) Serious Physical Neglect
- **2** (4.7%) Engaging in Per Se Acts
- **2** (4.7%) Likelihood of Sexual Abuse/Exploitation
- **0** (0.0%) Serious Mental Injury
- **0** (0.0%) Severe Form of Trafficking in Persons or Sex Trafficking
- **0** (0.0%) Munchausen Syndrome by Proxy/Medical Abuse

▲ NOTE: A report may have more than one allegation for each report; therefore, the total number of allegations will be greater than the total number of reports.

2022 REPORTS OF CHILD ABUSE

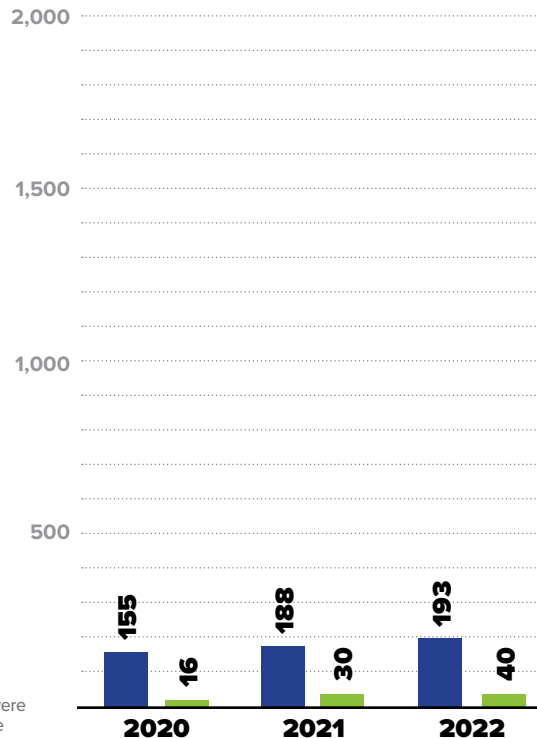
193

■ TOTAL REPORTS

40

■ SUBSTANTIATED REPORTS

▲ NOTE: CPS and GPS data reported were investigated and substantiated by the CCYA and may vary from statewide data which include both CCYA and OCYF Regional Office investigations.



▲ NOTE: 2021 totals above will not align with the 2021 totals in this same table in the 2021 report, as regional investigations were included for that year in error in the 2021 report.

SUBSTANTIATED REPORTS BY SEX OF VICTIM

FEMALE

26

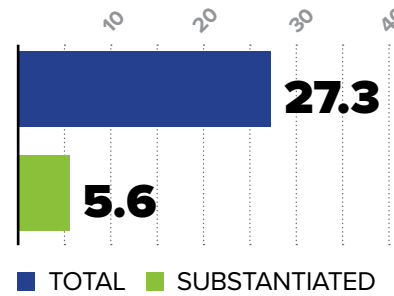
65.0%

MALE

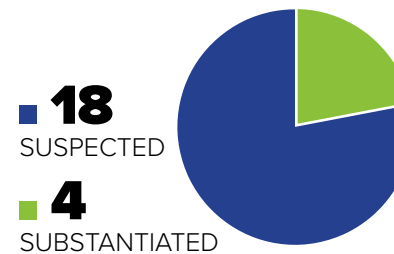
14

35.0%

CHILD ABUSE REPORTS PER 1,000 CHILDREN



CASES OF REPEAT ABUSE SUBSTANTIATED REPORTS



\$1,063,944

EXPENDITURES CHILD ABUSE INVESTIGATIONS AND GENERAL PROTECTIVE SERVICES ASSESSMENTS



2022 SUBSTANTIATED FATALITIES

0/60 MALE FEMALE

2022 SUBSTANTIATED NEAR FATALITIES

0/138 MALE FEMALE

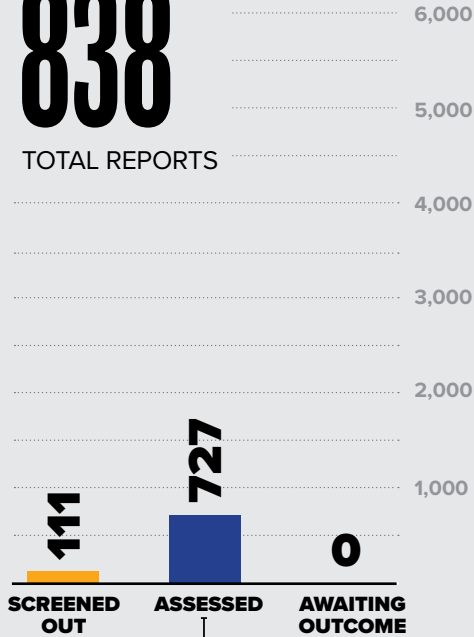


NOTE: A report may have more than one concern for each report; therefore, the total number of concerns will be greater than the total number of reports. In some reports, more than one child was assessed with valid concerns; therefore, the number of children assessed exceeds the number of valid assessed reports.

2022 REPORTS OF GENERAL PROTECTIVE SERVICES

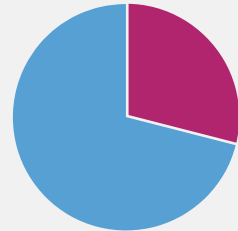
838

TOTAL REPORTS



BREAKDOWN VALID ASSESSED REPORTS

209



■ TOTAL
 ■ VALID
 ■ INVALID

NUMBER OF CHILDREN ASSESSED

1,082

TOTAL

314

VALID

CHILDREN ASSESSED PER 1,000 CHILDREN

152.8

TOTAL

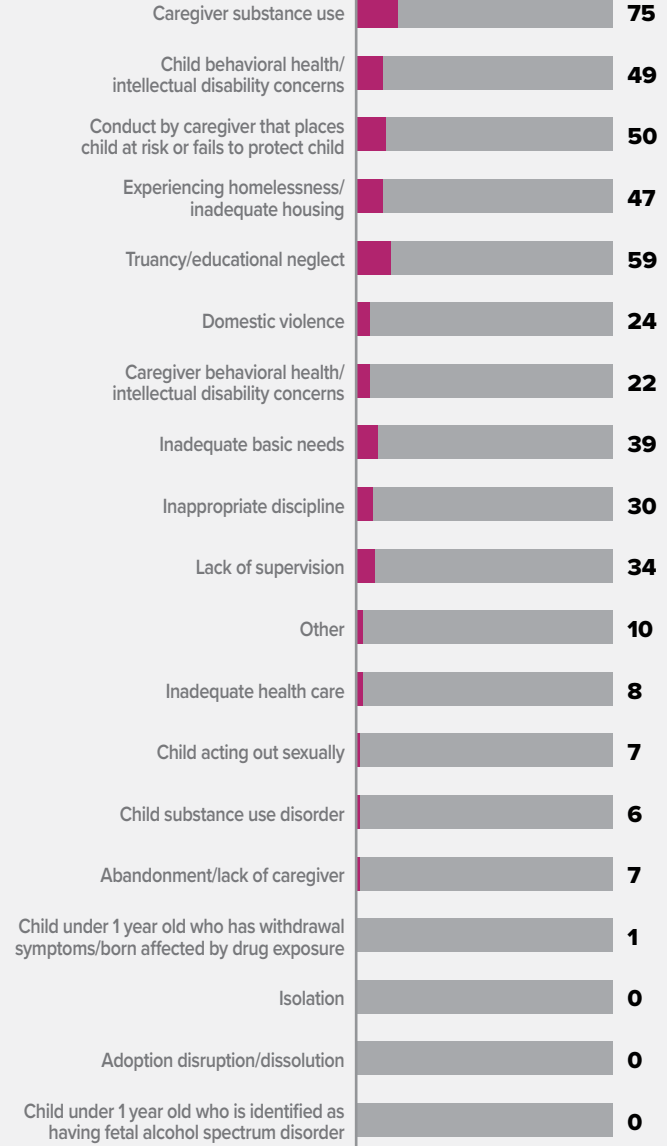
44.4

VALID

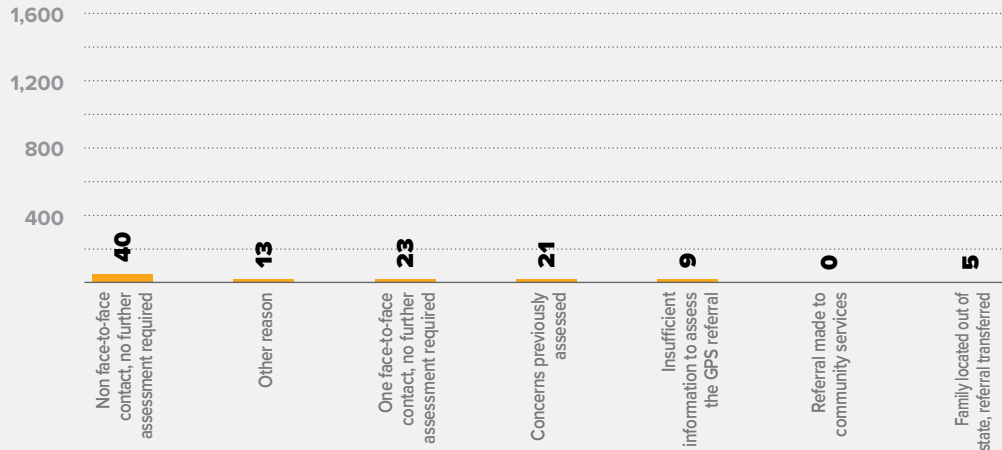
VALID GPS CONCERNS BY TYPE

468

TOTAL CONCERNS

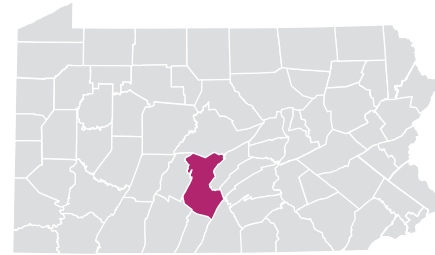


BREAKDOWN REPORTS SCREENED OUT BY REASON

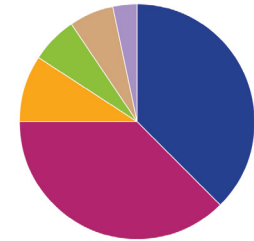


HUNTINGDON COUNTY

RURAL // POPULATION • 44,458 / POPULATION UNDER 18 • 8,039



TYPES OF ALLEGATIONS SUBSTANTIATED REPORTS



32 TOTAL ALLEGATIONS

- **12** (37.5%) Sexual Abuse
- **12** (37.5%) Physical Abuse/Bodily Injury
- **3** (9.4%) Reasonable Likelihood of Bodily Injury
- **2** (6.3%) Serious Physical Neglect
- **2** (6.3%) Engaging in Per Se Acts
- **0** (0.0%) Likelihood of Sexual Abuse/Exploitation
- **1** (3.1%) Serious Mental Injury
- **0** (0.0%) Severe Form of Trafficking in Persons or Sex Trafficking
- **0** (0.0%) Munchausen Syndrome by Proxy/Medical Abuse

▲ NOTE: A report may have more than one allegation for each report; therefore, the total number of allegations will be greater than the total number of reports.

2022 REPORTS OF CHILD ABUSE

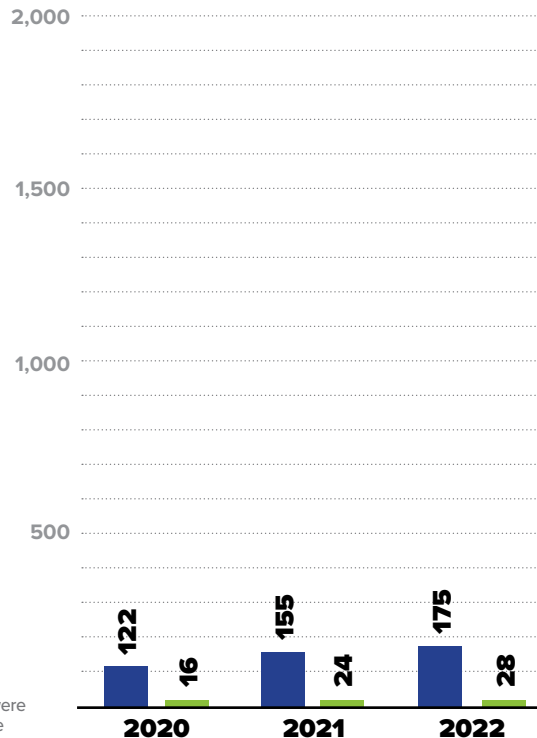
175

■ TOTAL REPORTS

28

■ SUBSTANTIATED REPORTS

▲ NOTE: CPS and GPS data reported were investigated and substantiated by the CCYA and may vary from statewide data which include both CCYA and OCYF Regional Office investigations.



▲ NOTE: 2021 totals above will not align with the 2021 totals in this same table in the 2021 report, as regional investigations were included for that year in error in the 2021 report.

SUBSTANTIATED REPORTS BY SEX OF VICTIM

FEMALE

14

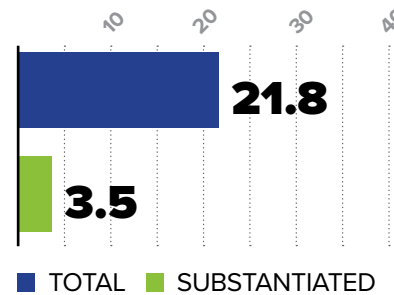
50.0%

MALE

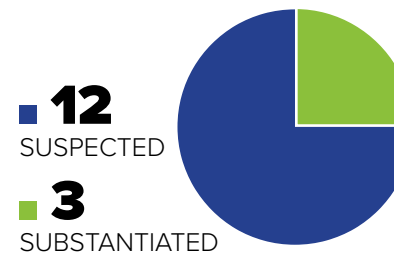
14

50.0%

CHILD ABUSE REPORTS PER 1,000 CHILDREN




CASES OF REPEAT ABUSE SUBSTANTIATED REPORTS



\$2,048,136

EXPENDITURES CHILD ABUSE INVESTIGATIONS AND GENERAL PROTECTIVE SERVICES ASSESSMENTS



2022 SUBSTANTIATED FATALITIES

0/60 MALE FEMALE

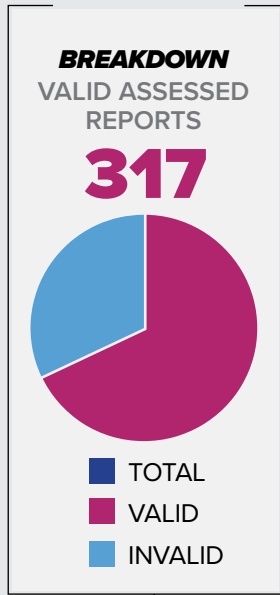
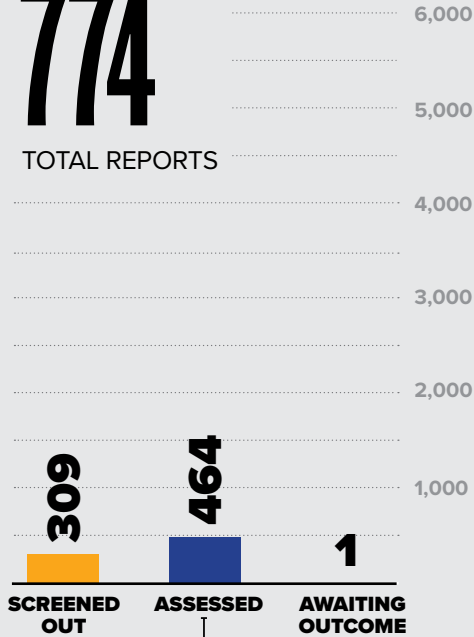
2022 SUBSTANTIATED NEAR FATALITIES

0/138 MALE FEMALE

2022 REPORTS OF GENERAL PROTECTIVE SERVICES

774

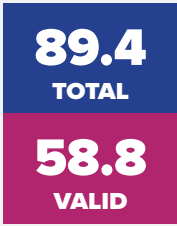
TOTAL REPORTS



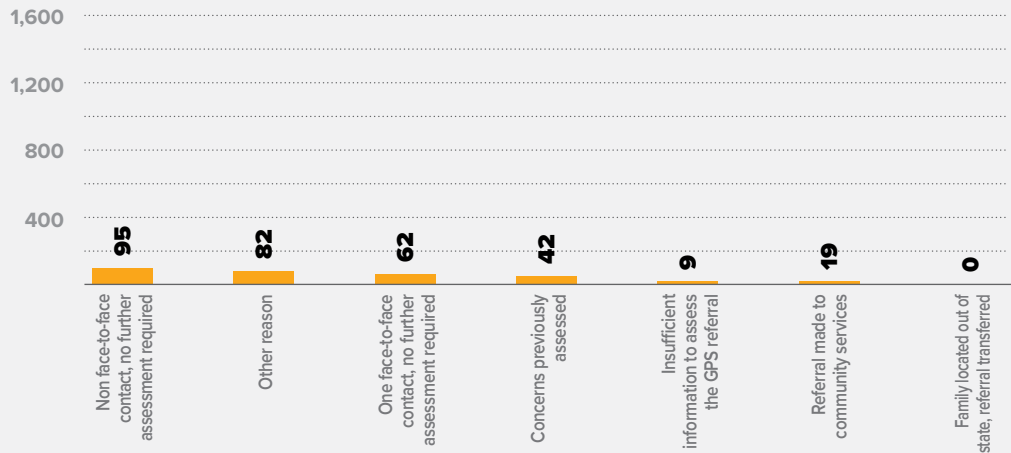
NUMBER OF CHILDREN ASSESSED



CHILDREN ASSESSED PER 1,000 CHILDREN



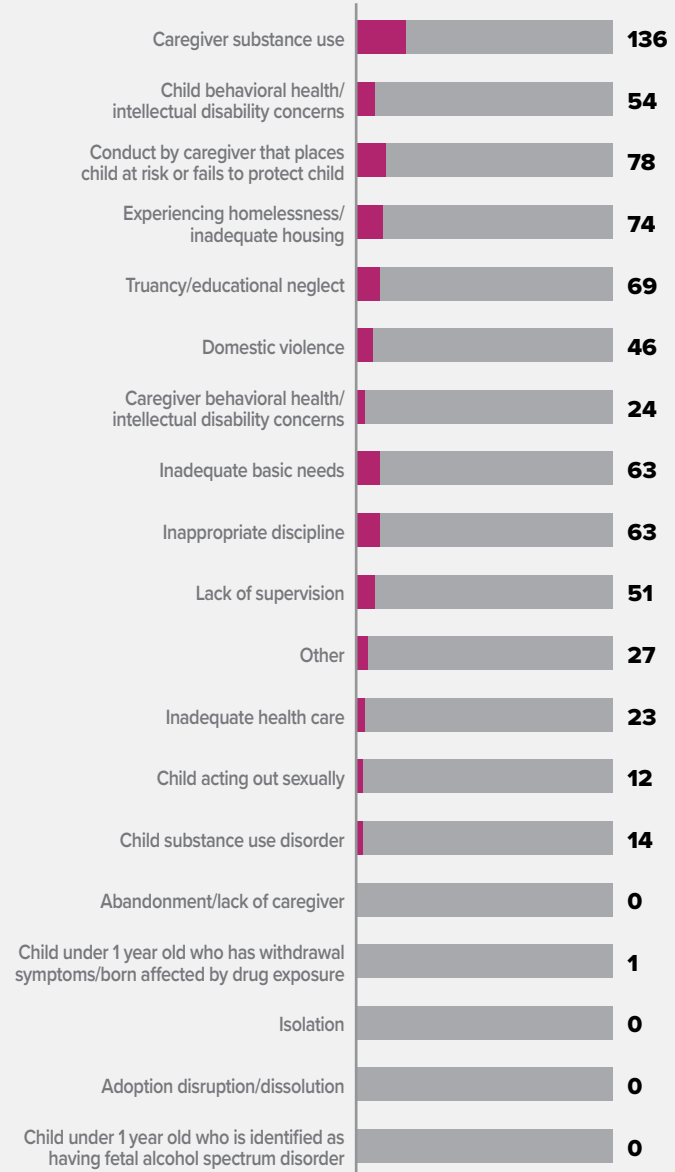
BREAKDOWN REPORTS SCREENED OUT BY REASON



VALID GPS CONCERNS BY TYPE

735

TOTAL CONCERNS



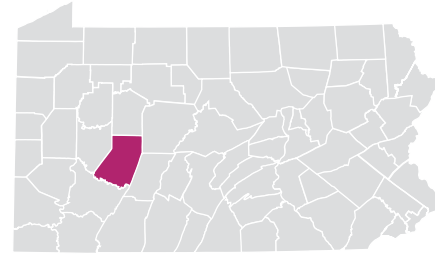
HUNTINGDON COUNTY

NOTE: A report may have more than one concern for each report; therefore, the total number of concerns will be greater than the total number of reports. In some reports, more than one child was assessed with valid concerns; therefore, the number of children assessed exceeds the number of valid assessed reports.

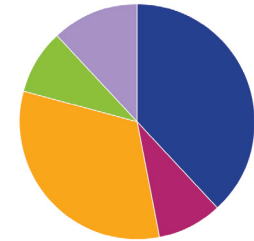


INDIANA COUNTY

RURAL // POPULATION • 83,620 / POPULATION UNDER 18 • 15,225



TYPES OF ALLEGATIONS SUBSTANTIATED REPORTS



34 TOTAL ALLEGATIONS

- **13** (38.2%) Sexual Abuse
- **3** (8.8%) Physical Abuse/Bodily Injury
- **11** (32.4%) Reasonable Likelihood of Bodily Injury
- **3** (8.8%) Serious Physical Neglect
- **0** (0.0%) Engaging in Per Se Acts
- **0** (0.0%) Likelihood of Sexual Abuse/Exploitation
- **4** (11.8%) Serious Mental Injury
- **0** (0.0%) Severe Form of Trafficking in Persons or Sex Trafficking
- **0** (0.0%) Munchausen Syndrome by Proxy/Medical Abuse

▲ NOTE: A report may have more than one allegation for each report; therefore, the total number of allegations will be greater than the total number of reports.

2022 REPORTS OF CHILD ABUSE

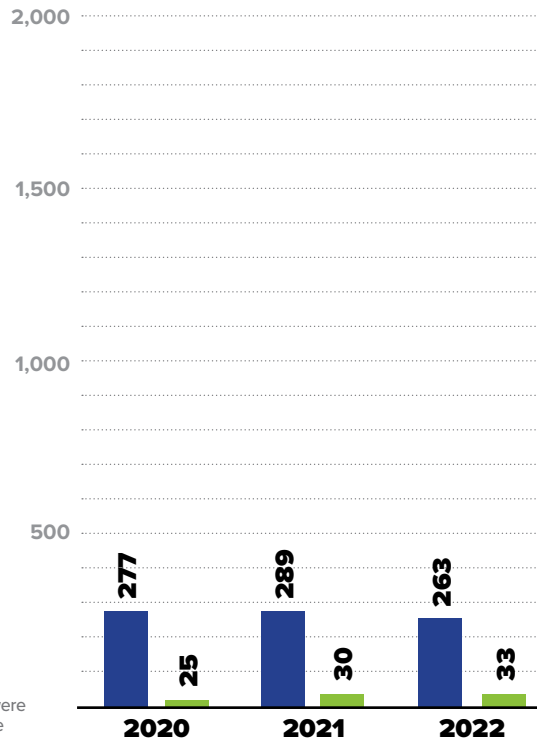
263

■ TOTAL REPORTS

33

■ SUBSTANTIATED REPORTS

▲ NOTE: CPS and GPS data reported were investigated and substantiated by the CCYA and may vary from statewide data which include both CCYA and OCYF Regional Office investigations.



▲ NOTE: 2021 totals above will not align with the 2021 totals in this same table in the 2021 report, as regional investigations were included for that year in error in the 2021 report.

SUBSTANTIATED REPORTS BY SEX OF VICTIM

FEMALE

23

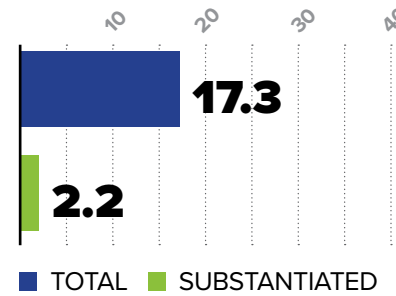
69.7%

MALE

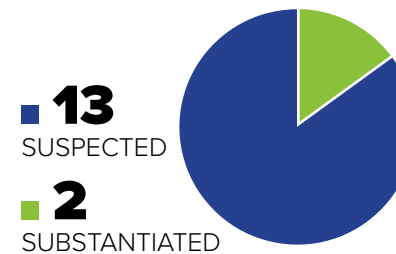
10

30.3%

CHILD ABUSE REPORTS PER 1,000 CHILDREN



CASES OF REPEAT ABUSE SUBSTANTIATED REPORTS



\$1,588,630

EXPENDITURES CHILD ABUSE INVESTIGATIONS AND GENERAL PROTECTIVE SERVICES ASSESSMENTS



2022 SUBSTANTIATED FATALITIES

0/60 MALE 0 FEMALE 0


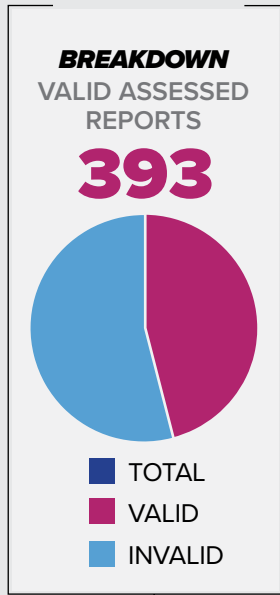
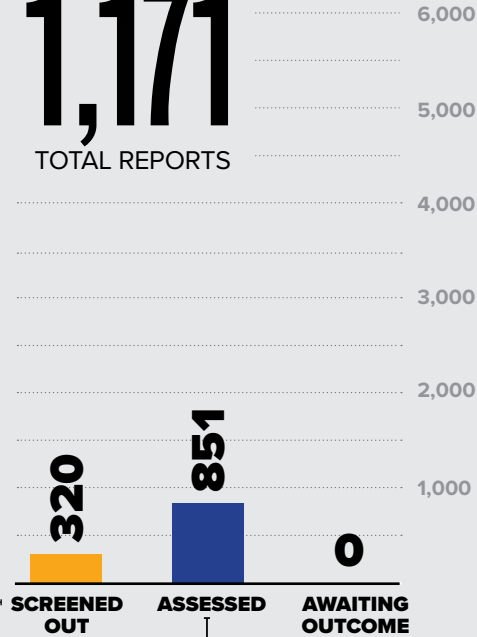
2022 SUBSTANTIATED NEAR FATALITIES

2/138 MALE 2 FEMALE 0

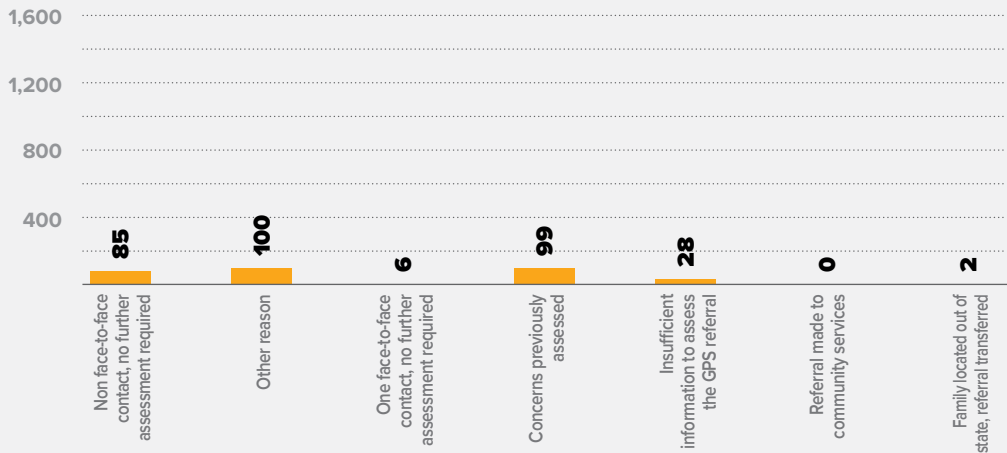
2022 REPORTS OF GENERAL PROTECTIVE SERVICES

1,171

TOTAL REPORTS



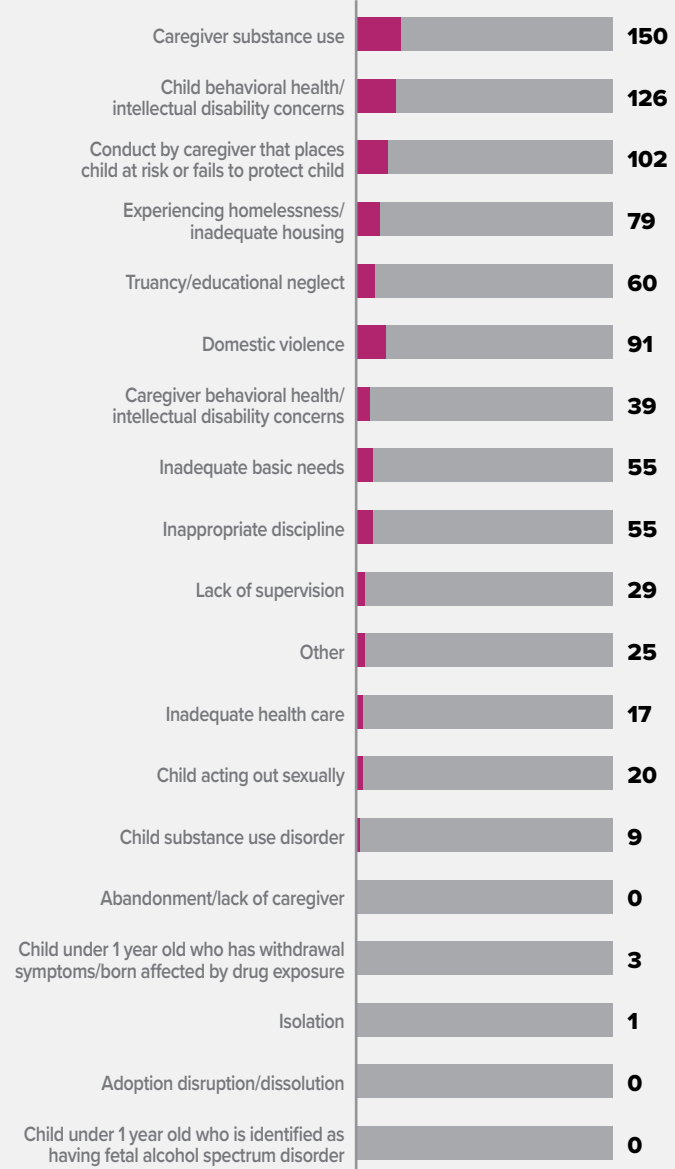
BREAKDOWN REPORTS SCREENED OUT BY REASON



VALID GPS CONCERNS BY TYPE

861

TOTAL CONCERNS



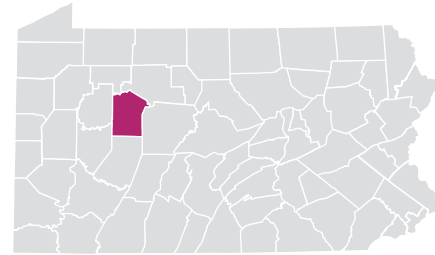
INDIANA COUNTY

NOTE: A report may have more than one concern for each report; therefore, the total number of concerns will be greater than the total number of reports. In some reports, more than one child was assessed with valid concerns; therefore, the number of children assessed exceeds the number of valid assessed reports.

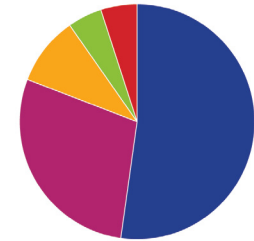


JEFFERSON COUNTY

RURAL // POPULATION • 44,491 / POPULATION UNDER 18 • 9,587



TYPES OF ALLEGATIONS SUBSTANTIATED REPORTS



21 TOTAL ALLEGATIONS

- **11** (52.4%) Sexual Abuse
- **6** (28.6%) Physical Abuse/Bodily Injury
- **2** (9.5%) Reasonable Likelihood of Bodily Injury
- **1** (4.8%) Serious Physical Neglect
- **0** (0.0%) Engaging in Per Se Acts
- **0** (0.0%) Likelihood of Sexual Abuse/Exploitation
- **0** (0.0%) Serious Mental Injury
- **0** (0.0%) Severe Form of Trafficking in Persons or Sex Trafficking
- **1** (4.8%) Munchausen Syndrome by Proxy/Medical Abuse

▲ NOTE: A report may have more than one allegation for each report; therefore, the total number of allegations will be greater than the total number of reports.

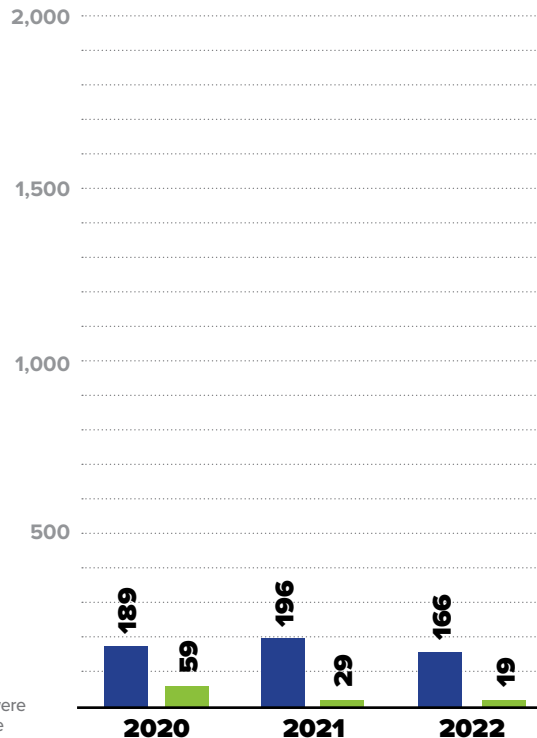
2022 REPORTS OF CHILD ABUSE

166

■ TOTAL REPORTS

19

■ SUBSTANTIATED REPORTS



▲ NOTE: CPS and GPS data reported were investigated and substantiated by the CCYA and may vary from statewide data which include both CCYA and OCYF Regional Office investigations.

▲ NOTE: 2021 totals above will not align with the 2021 totals in this same table in the 2021 report, as regional investigations were included for that year in error in the 2021 report.

SUBSTANTIATED REPORTS BY SEX OF VICTIM

FEMALE

11

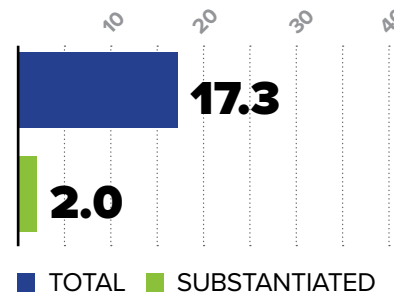
57.9%

MALE

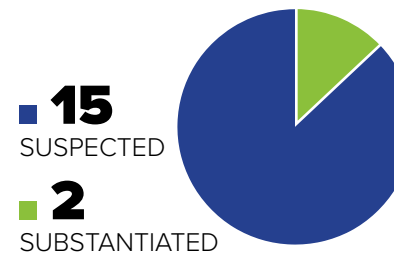
8

42.1%

CHILD ABUSE REPORTS PER 1,000 CHILDREN



CASES OF REPEAT ABUSE SUBSTANTIATED REPORTS



\$249,683

EXPENDITURES CHILD ABUSE INVESTIGATIONS AND GENERAL PROTECTIVE SERVICES ASSESSMENTS



2022 SUBSTANTIATED FATALITIES

0/60 MALE FEMALE

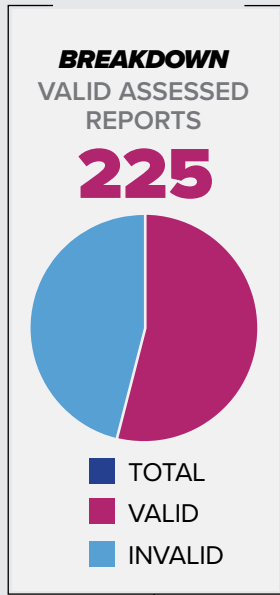
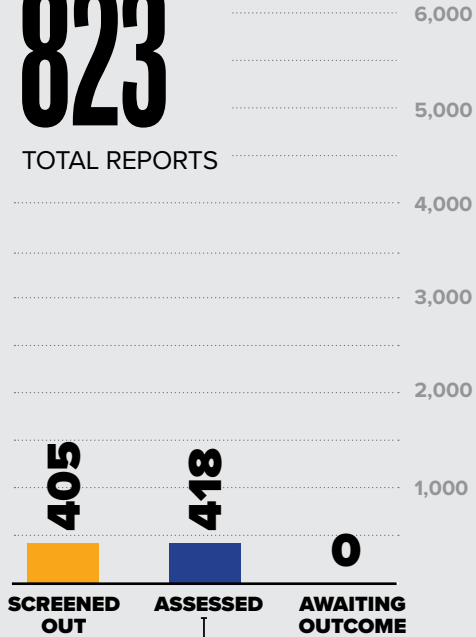
2022 SUBSTANTIATED NEAR FATALITIES

0/138 MALE FEMALE

2022 REPORTS OF GENERAL PROTECTIVE SERVICES

823

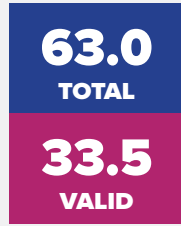
TOTAL REPORTS



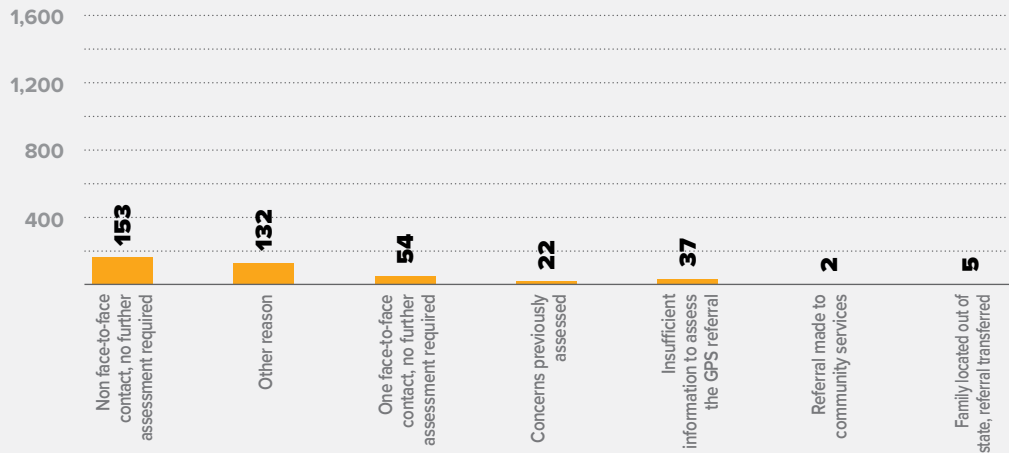
NUMBER OF CHILDREN ASSESSED



CHILDREN ASSESSED PER 1,000 CHILDREN



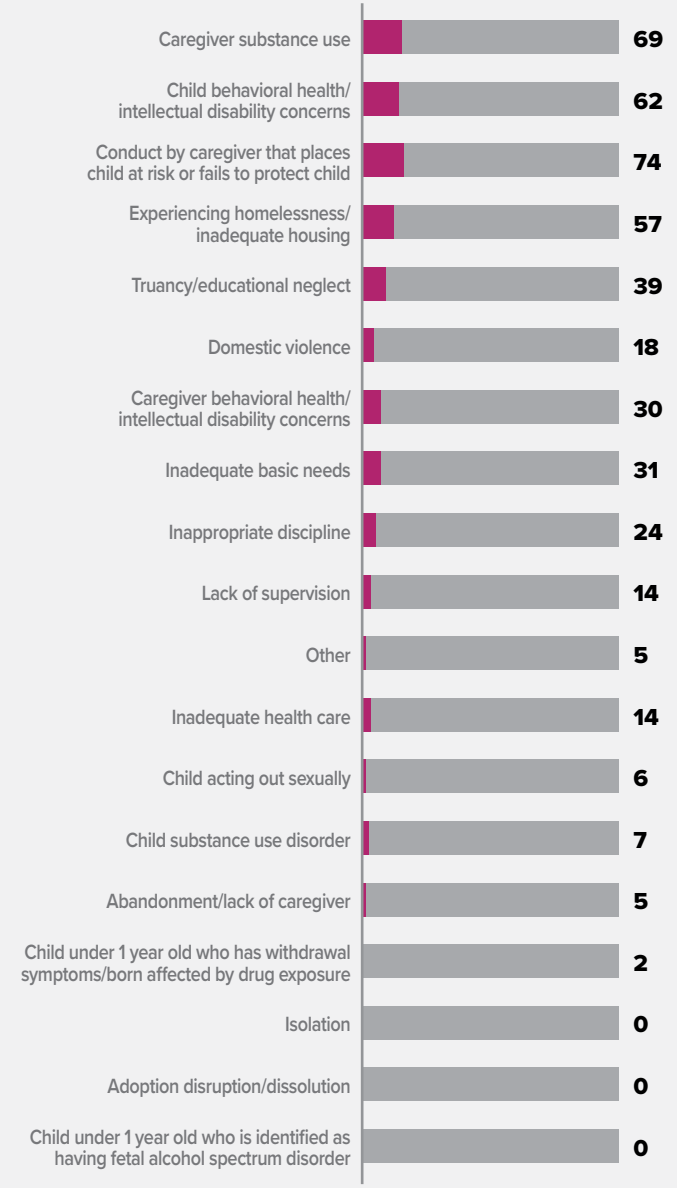
BREAKDOWN REPORTS SCREENED OUT BY REASON



VALID GPS CONCERNS BY TYPE

457

TOTAL CONCERNS



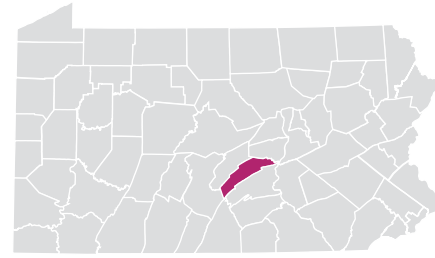
JEFFERSON COUNTY

NOTE: A report may have more than one concern for each report; therefore, the total number of concerns will be greater than the total number of reports. In some reports, more than one child was assessed with valid concerns; therefore, the number of children assessed exceeds the number of valid assessed reports.

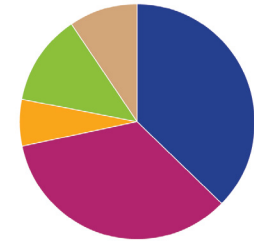


JUNIATA COUNTY

RURAL // POPULATION • 23,607 / POPULATION UNDER 18 • 5,349



TYPES OF ALLEGATIONS SUBSTANTIATED REPORTS



32 TOTAL ALLEGATIONS

- 12** (37.5%) Sexual Abuse
- 11** (34.4%) Physical Abuse/Bodily Injury
- 2** (6.3%) Reasonable Likelihood of Bodily Injury
- 4** (12.5%) Serious Physical Neglect
- 3** (9.4%) Engaging in Per Se Acts
- 0** (0.0%) Likelihood of Sexual Abuse/Exploitation
- 0** (0.0%) Serious Mental Injury
- 0** (0.0%) Severe Form of Trafficking in Persons or Sex Trafficking
- 0** (0.0%) Munchausen Syndrome by Proxy/Medical Abuse

▲ NOTE: A report may have more than one allegation for each report; therefore, the total number of allegations will be greater than the total number of reports.

2022 REPORTS OF CHILD ABUSE


113

■ TOTAL REPORTS

29

■ SUBSTANTIATED REPORTS

▲ NOTE: CPS and GPS data reported were investigated and substantiated by the CCYA and may vary from statewide data which include both CCYA and OCYF Regional Office investigations.



▲ NOTE: 2021 totals above will not align with the 2021 totals in this same table in the 2021 report, as regional investigations were included for that year in error in the 2021 report.

SUBSTANTIATED REPORTS BY SEX OF VICTIM

FEMALE

14

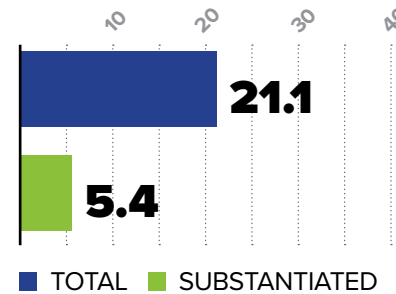
48.3%

MALE

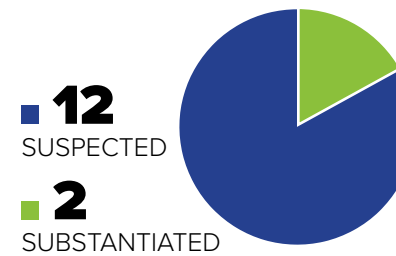
15

51.7%

CHILD ABUSE REPORTS PER 1,000 CHILDREN



CASES OF REPEAT ABUSE SUBSTANTIATED REPORTS



\$533,966

EXPENDITURES CHILD ABUSE INVESTIGATIONS AND GENERAL PROTECTIVE SERVICES ASSESSMENTS



2022 SUBSTANTIATED FATALITIES

1/60 MALE 0 FEMALE 1

2022 SUBSTANTIATED NEAR FATALITIES

0/138 MALE 0 FEMALE 0

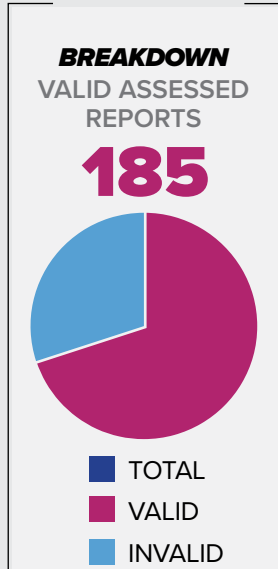


NOTE: A report may have more than one concern for each report; therefore, the total number of concerns will be greater than the total number of reports. In some reports, more than one child was assessed with valid concerns; therefore, the number of children assessed exceeds the number of valid assessed reports.

2022 REPORTS OF GENERAL PROTECTIVE SERVICES

379

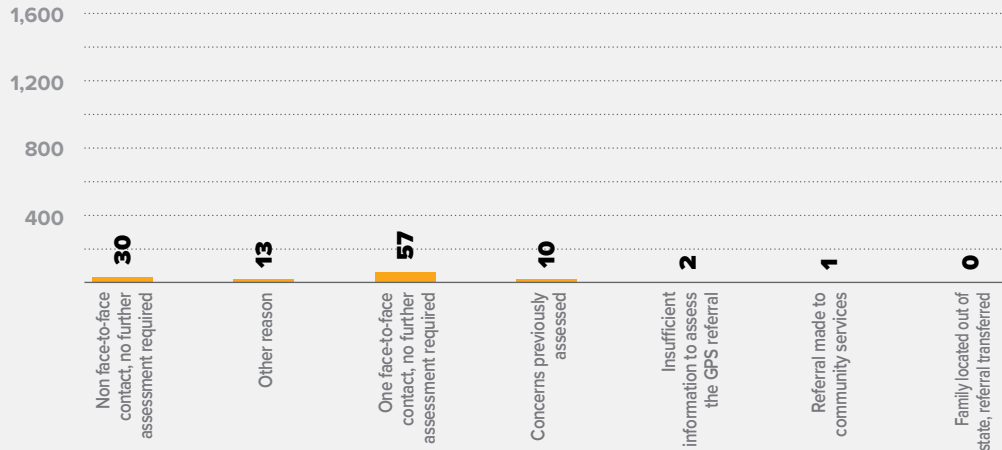
TOTAL REPORTS



NUMBER OF CHILDREN ASSESSED



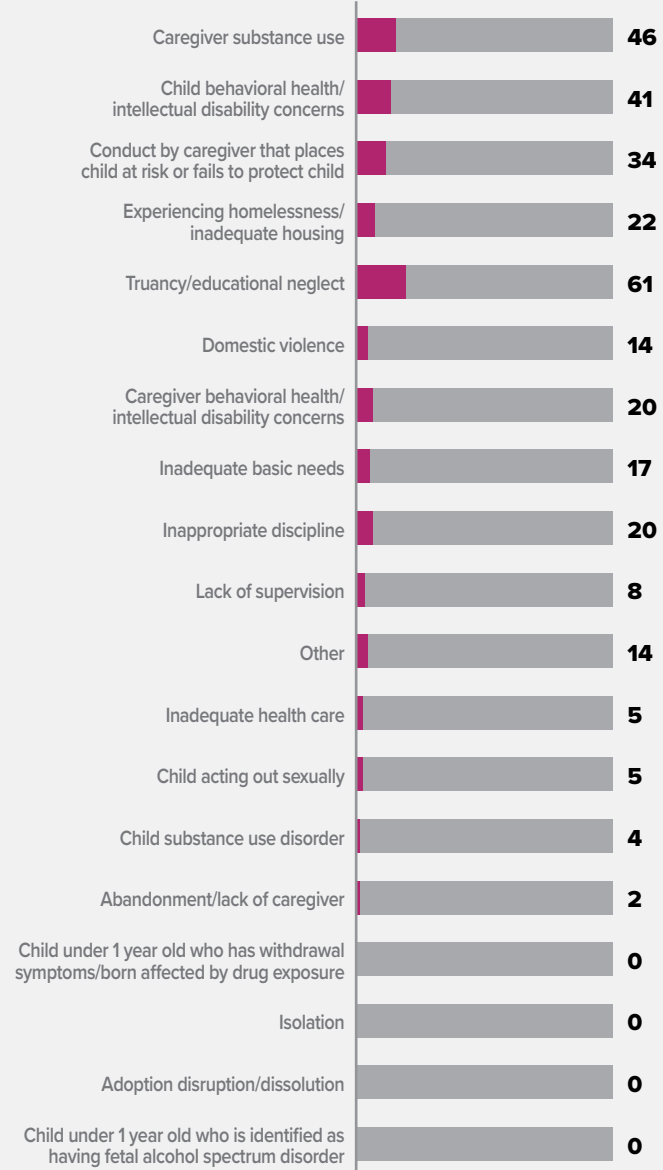
BREAKDOWN REPORTS SCREENED OUT BY REASON



VALID GPS CONCERNS BY TYPE

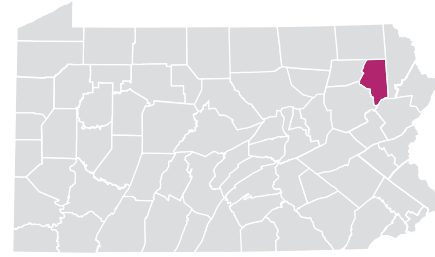
313

TOTAL CONCERNS

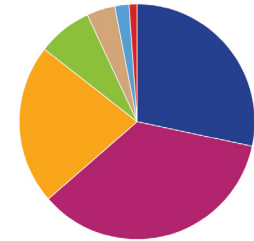


LACKAWANNA COUNTY

URBAN // POPULATION • 215,529 / POPULATION UNDER 18 • 44,588



TYPES OF ALLEGATIONS SUBSTANTIATED REPORTS



105 TOTAL ALLEGATIONS

- 30** (28.6%) Sexual Abuse
- 37** (35.2%) Physical Abuse/Bodily Injury
- 23** (21.9%) Reasonable Likelihood of Bodily Injury
- 8** (7.6%) Serious Physical Neglect
- 4** (3.8%) Engaging in Per Se Acts
- 2** (1.9%) Likelihood of Sexual Abuse/Exploitation
- 0** (0.0%) Serious Mental Injury
- 0** (0.0%) Severe Form of Trafficking in Persons or Sex Trafficking
- 1** (1.0%) Munchausen Syndrome by Proxy/Medical Abuse

▲ NOTE: A report may have more than one allegation for each report; therefore, the total number of allegations will be greater than the total number of reports.

2022 REPORTS OF CHILD ABUSE

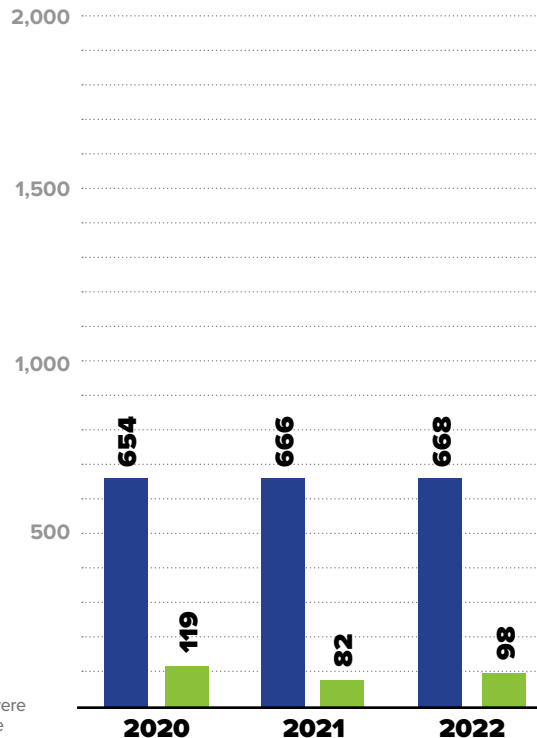
668

■ TOTAL REPORTS

98

■ SUBSTANTIATED REPORTS

▲ NOTE: CPS and GPS data reported were investigated and substantiated by the CCYA and may vary from statewide data which include both CCYA and OCYF Regional Office investigations.



▲ NOTE: 2021 totals above will not align with the 2021 totals in this same table in the 2021 report, as regional investigations were included for that year in error in the 2021 report.

SUBSTANTIATED REPORTS BY SEX OF VICTIM

FEMALE

55

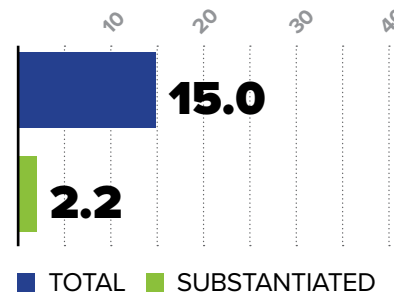
56.1%

MALE

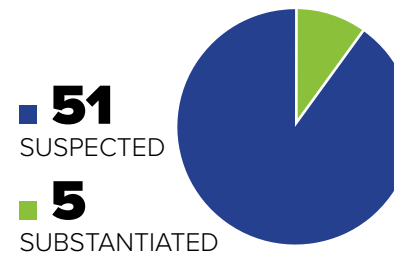
43

43.9%

CHILD ABUSE REPORTS PER 1,000 CHILDREN



CASES OF REPEAT ABUSE SUBSTANTIATED REPORTS



\$6,622,205

EXPENDITURES CHILD ABUSE INVESTIGATIONS AND GENERAL PROTECTIVE SERVICES ASSESSMENTS



2022 SUBSTANTIATED FATALITIES

1/60 MALE 1 FEMALE 0

2022 SUBSTANTIATED NEAR FATALITIES

1/138 MALE 1 FEMALE 0

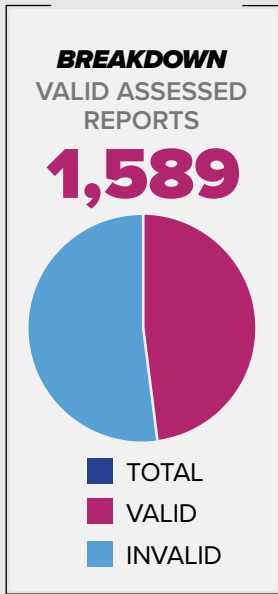
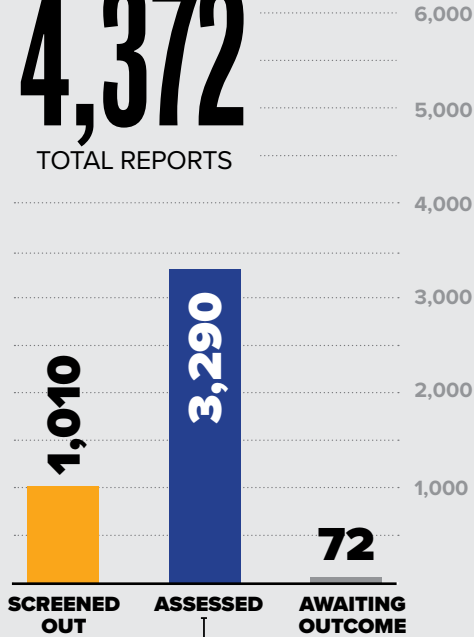


NOTE: A report may have more than one concern for each report; therefore, the total number of concerns will be greater than the total number of reports. In some reports, more than one child was assessed with valid concerns; therefore, the number of children assessed exceeds the number of valid assessed reports.

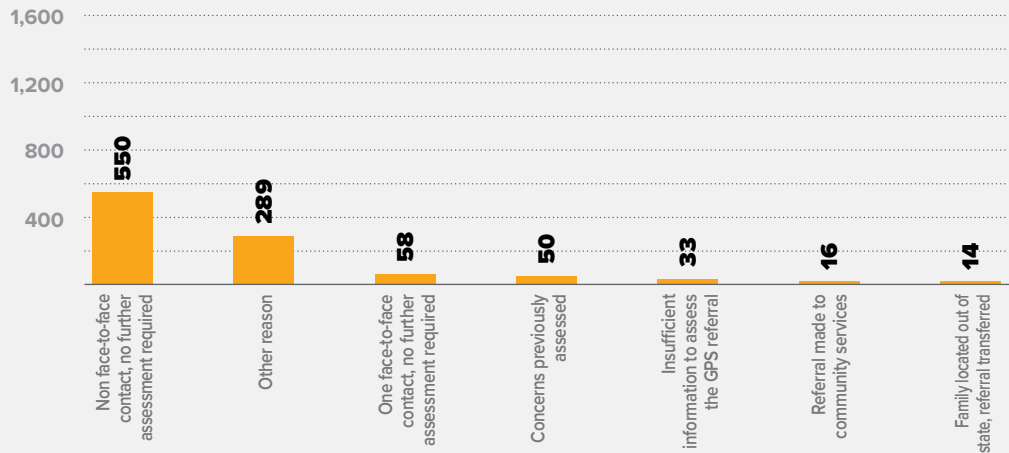
2022 REPORTS OF GENERAL PROTECTIVE SERVICES

4,372

TOTAL REPORTS



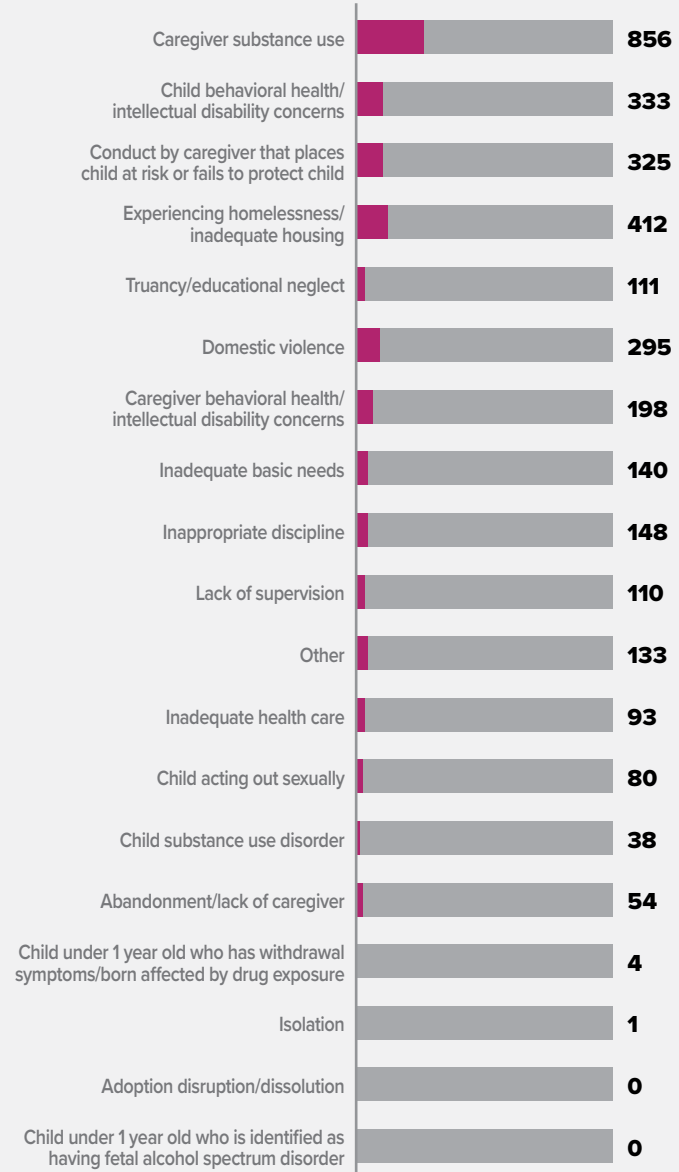
BREAKDOWN REPORTS SCREENED OUT BY REASON



VALID GPS CONCERNS BY TYPE

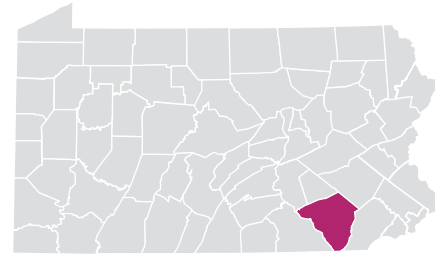
3,331

TOTAL CONCERNS

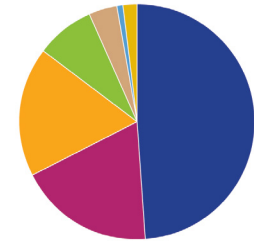


LANCASTER COUNTY

URBAN // POPULATION • 550,480 / POPULATION UNDER 18 • 130,241



TYPES OF ALLEGATIONS SUBSTANTIATED REPORTS



235 TOTAL ALLEGATIONS

- 115** (48.9%) Sexual Abuse
- 44** (18.7%) Physical Abuse/Bodily Injury
- 42** (17.9%) Reasonable Likelihood of Bodily Injury
- 19** (8.1%) Serious Physical Neglect
- 9** (3.8%) Engaging in Per Se Acts
- 2** (0.9%) Likelihood of Sexual Abuse/Exploitation
- 0** (0.0%) Serious Mental Injury
- 4** (1.7%) Severe Form of Trafficking in Persons or Sex Trafficking
- 0** (0.0%) Munchausen Syndrome by Proxy/Medical Abuse

▲ NOTE: A report may have more than one allegation for each report; therefore, the total number of allegations will be greater than the total number of reports.

2022 REPORTS OF CHILD ABUSE

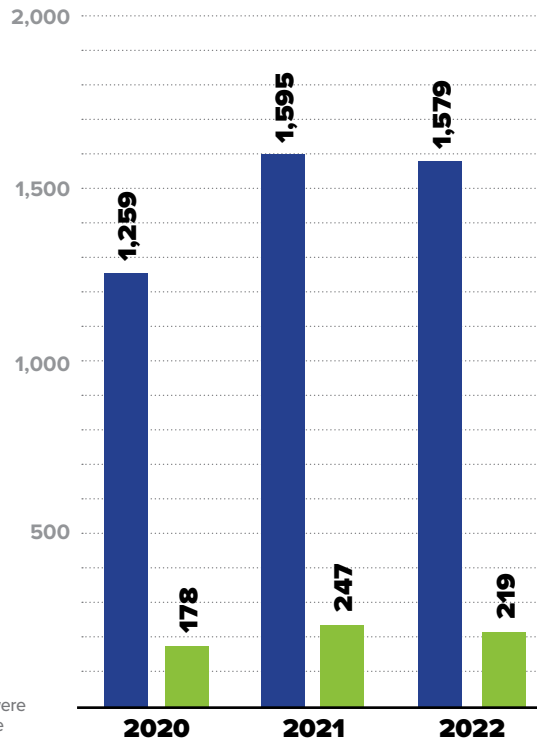
1,579

■ TOTAL REPORTS

219

■ SUBSTANTIATED REPORTS

▲ NOTE: CPS and GPS data reported were investigated and substantiated by the CCYA and may vary from statewide data which include both CCYA and OCFY Regional Office investigations.



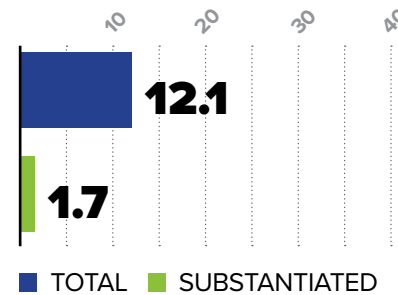
▲ NOTE: 2021 totals above will not align with the 2021 totals in this same table in the 2021 report, as regional investigations were included for that year in error in the 2021 report.

SUBSTANTIATED REPORTS BY SEX OF VICTIM

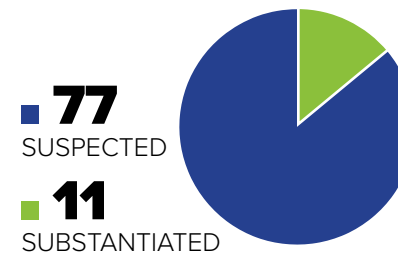
FEMALE
144
65.8%

MALE
75
34.2%

CHILD ABUSE REPORTS PER 1,000 CHILDREN



CASES OF REPEAT ABUSE SUBSTANTIATED REPORTS



\$5,200,480

EXPENDITURES CHILD ABUSE INVESTIGATIONS AND GENERAL PROTECTIVE SERVICES ASSESSMENTS



2022 SUBSTANTIATED FATALITIES

3/60 MALE 2 FEMALE 1


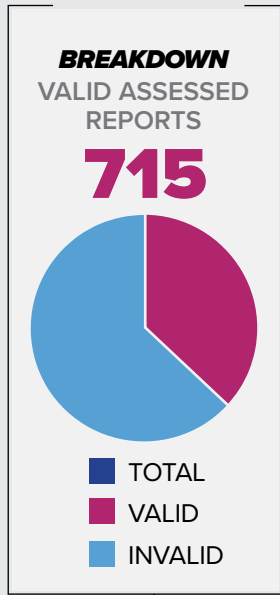
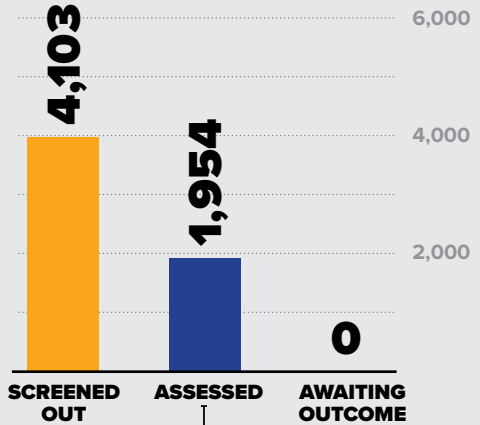
2022 SUBSTANTIATED NEAR FATALITIES

3/138 MALE 2 FEMALE 1

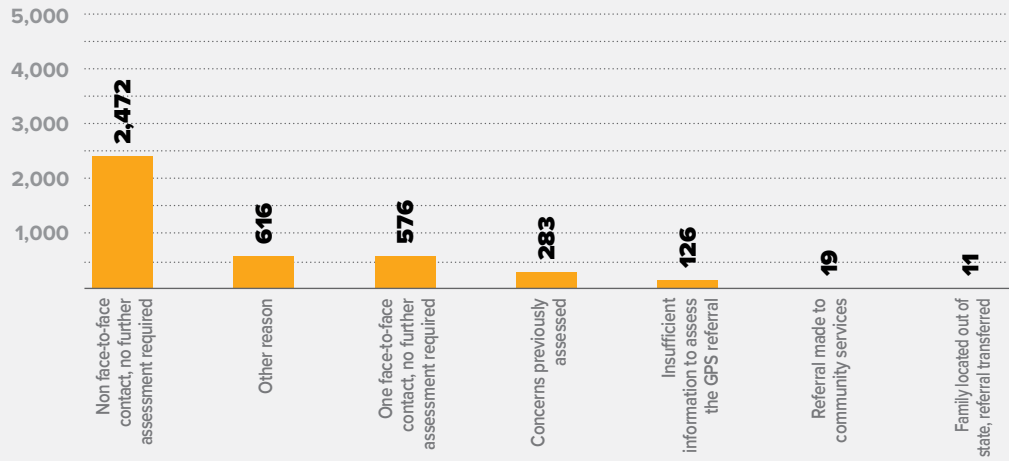
2022 REPORTS OF GENERAL PROTECTIVE SERVICES

6,057

TOTAL REPORTS



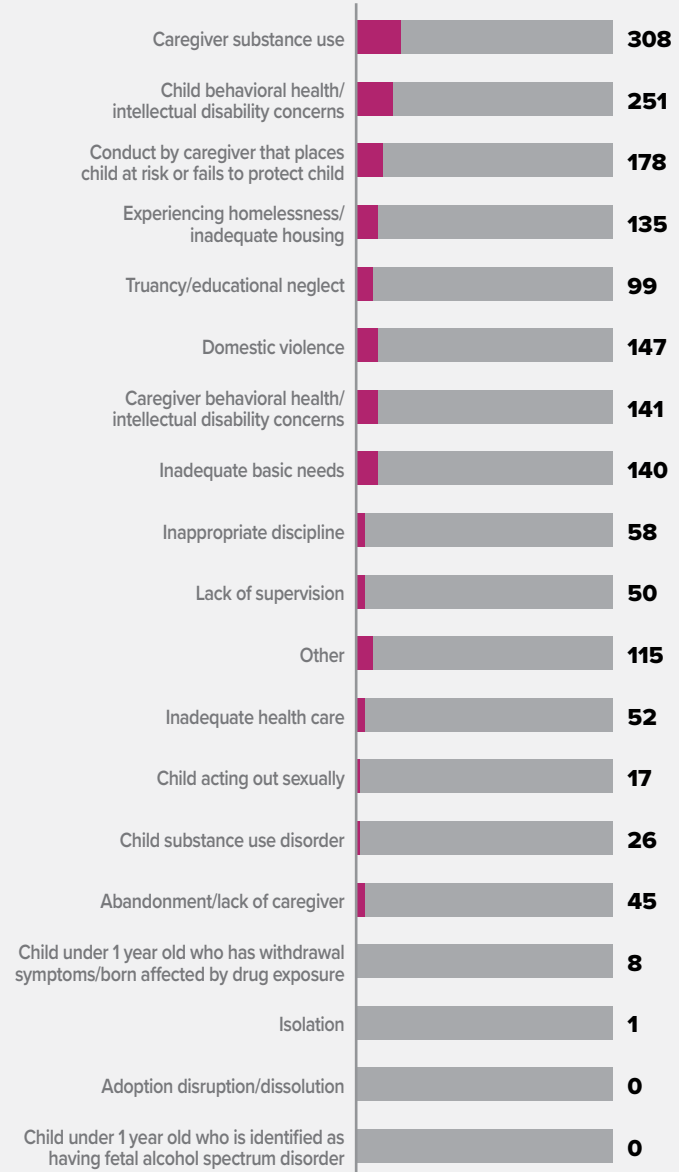
BREAKDOWN REPORTS SCREENED OUT BY REASON



VALID GPS CONCERNS BY TYPE

1,771

TOTAL CONCERNS



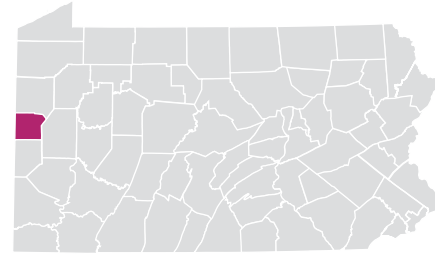
LANCASTER COUNTY

NOTE: A report may have more than one concern for each report; therefore, the total number of concerns will be greater than the total number of reports. In some reports, more than one child was assessed with valid concerns; therefore, the number of children assessed exceeds the number of valid assessed reports.

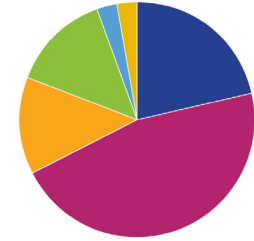


LAWRENCE COUNTY

RURAL // POPULATION • 86,311 / POPULATION UNDER 18 • 17,354



TYPES OF ALLEGATIONS SUBSTANTIATED REPORTS



37 TOTAL ALLEGATIONS

- 8** (21.6%) Sexual Abuse
- 17** (45.9%) Physical Abuse/Bodily Injury
- 5** (13.5%) Reasonable Likelihood of Bodily Injury
- 5** (13.5%) Serious Physical Neglect
- 0** (0.0%) Engaging in Per Se Acts
- 1** (2.7%) Likelihood of Sexual Abuse/Exploitation
- 0** (0.0%) Serious Mental Injury
- 1** (2.7%) Severe Form of Trafficking in Persons or Sex Trafficking
- 0** (0.0%) Munchausen Syndrome by Proxy/Medical Abuse

▲ NOTE: A report may have more than one allegation for each report; therefore, the total number of allegations will be greater than the total number of reports.

2022 REPORTS OF CHILD ABUSE

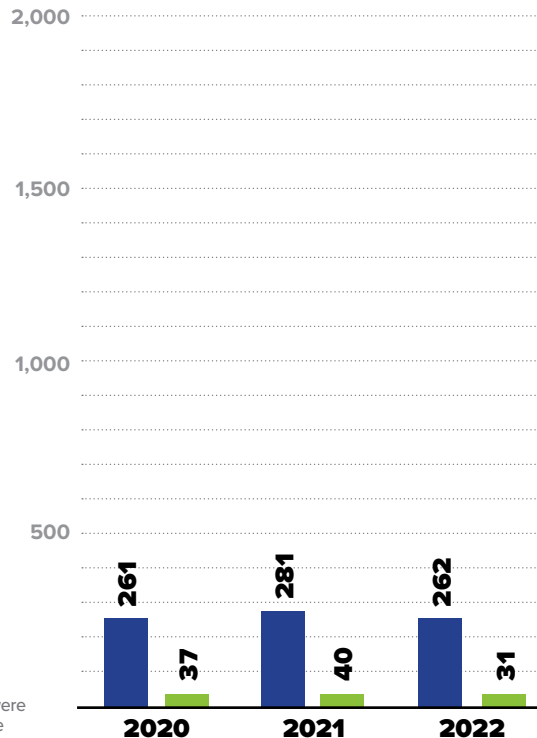
262

■ TOTAL REPORTS

31

■ SUBSTANTIATED REPORTS

▲ NOTE: CPS and GPS data reported were investigated and substantiated by the CCYA and may vary from statewide data which include both CCYA and OCYF Regional Office investigations.



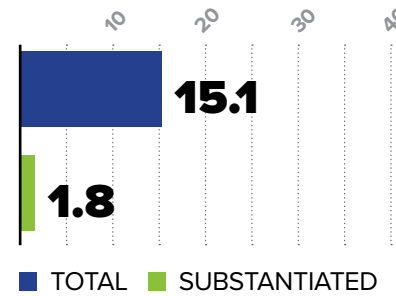
▲ NOTE: 2021 totals above will not align with the 2021 totals in this same table in the 2021 report, as regional investigations were included for that year in error in the 2021 report.

SUBSTANTIATED REPORTS BY SEX OF VICTIM

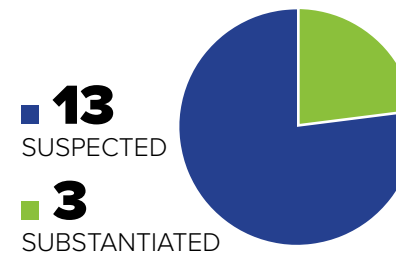
FEMALE
24
77.4%

MALE
7
22.6%

CHILD ABUSE REPORTS PER 1,000 CHILDREN



CASES OF REPEAT ABUSE SUBSTANTIATED REPORTS



\$1,219,132

EXPENDITURES CHILD ABUSE INVESTIGATIONS AND GENERAL PROTECTIVE SERVICES ASSESSMENTS



2022 SUBSTANTIATED FATALITIES

0/60 MALE 0 FEMALE 0

2022 SUBSTANTIATED NEAR FATALITIES

1/138 MALE 1 FEMALE 0

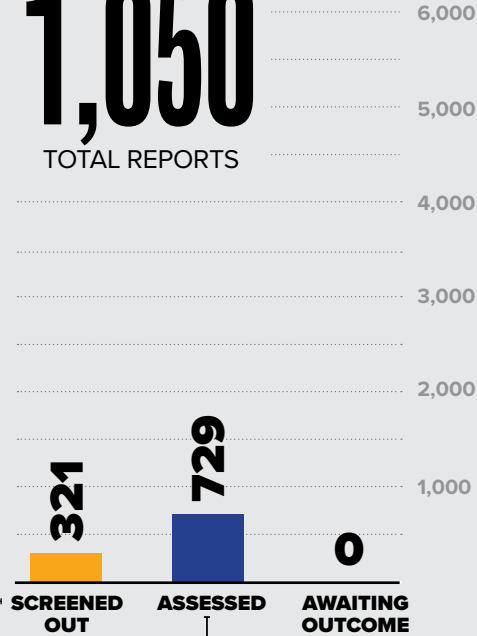


NOTE: A report may have more than one concern for each report; therefore, the total number of concerns will be greater than the total number of reports. In some reports, more than one child was assessed with valid concerns; therefore, the number of children assessed exceeds the number of valid assessed reports.

2022 REPORTS OF GENERAL PROTECTIVE SERVICES

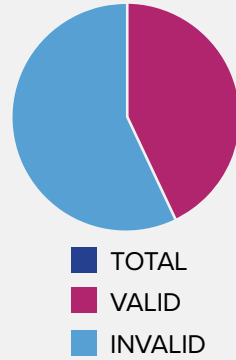
1,050

TOTAL REPORTS



BREAKDOWN VALID ASSESSED REPORTS

315



NUMBER OF CHILDREN ASSESSED

1,112

TOTAL

463

VALID

CHILDREN ASSESSED PER 1,000 CHILDREN

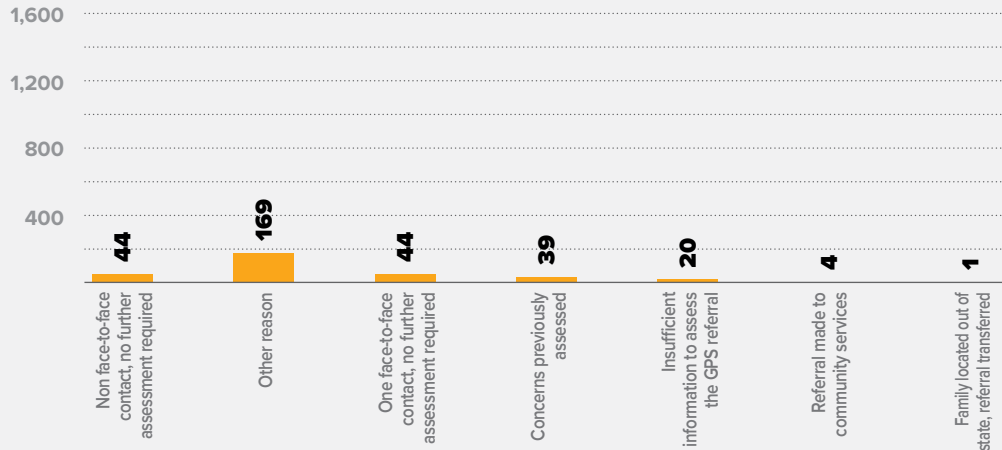
64.1

TOTAL

26.7

VALID

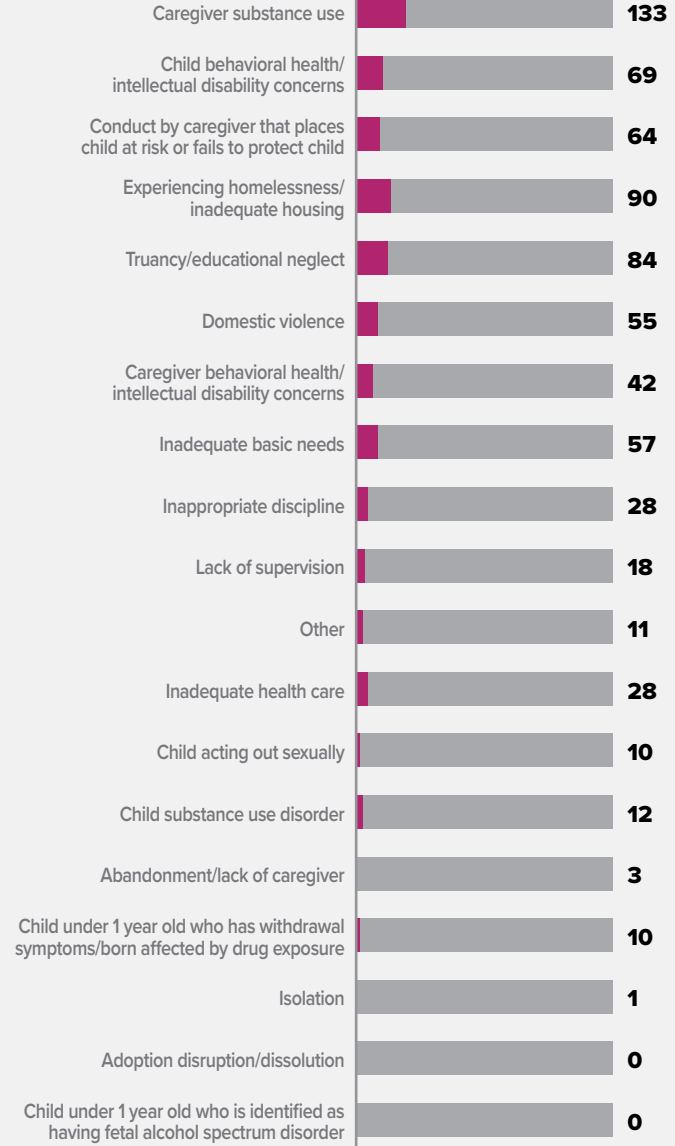
BREAKDOWN REPORTS SCREENED OUT BY REASON



VALID GPS CONCERNS BY TYPE

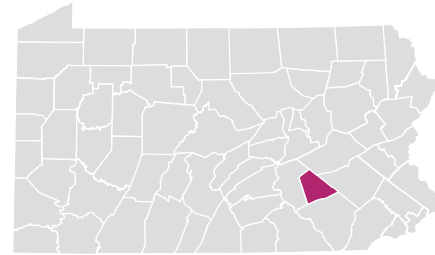
715

TOTAL CONCERNS

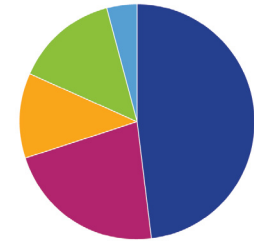


LEBANON COUNTY

URBAN // POPULATION • 142,486 / POPULATION UNDER 18 • 32,678



TYPES OF ALLEGATIONS SUBSTANTIATED REPORTS



77 TOTAL ALLEGATIONS

- 37** (48.1%) Sexual Abuse
- 17** (22.1%) Physical Abuse/Bodily Injury
- 9** (11.7%) Reasonable Likelihood of Bodily Injury
- 11** (14.3%) Serious Physical Neglect
- 0** (0.0%) Engaging in Per Se Acts
- 3** (3.9%) Likelihood of Sexual Abuse/Exploitation
- 0** (0.0%) Serious Mental Injury
- 0** (0.0%) Severe Form of Trafficking in Persons or Sex Trafficking
- 0** (0.0%) Munchausen Syndrome by Proxy/Medical Abuse

▲ NOTE: A report may have more than one allegation for each report; therefore, the total number of allegations will be greater than the total number of reports.

2022 REPORTS OF CHILD ABUSE

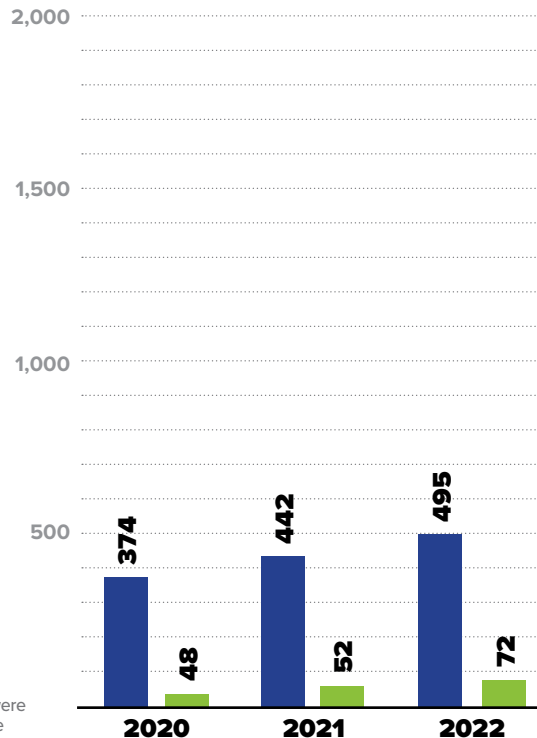
495

■ TOTAL REPORTS

72

■ SUBSTANTIATED REPORTS

▲ NOTE: CPS and GPS data reported were investigated and substantiated by the CCYA and may vary from statewide data which include both CCYA and OCYF Regional Office investigations.



▲ NOTE: 2021 totals above will not align with the 2021 totals in this same table in the 2021 report, as regional investigations were included for that year in error in the 2021 report.

SUBSTANTIATED REPORTS BY SEX OF VICTIM

FEMALE

45

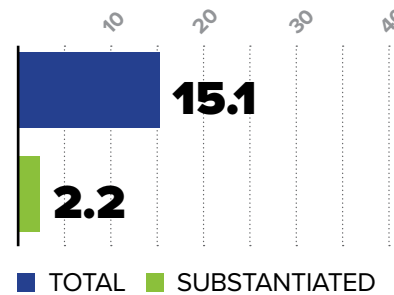
62.5%

MALE

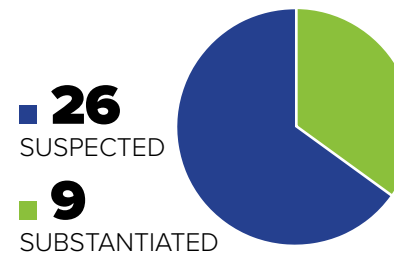
27

37.5%

CHILD ABUSE REPORTS PER 1,000 CHILDREN



CASES OF REPEAT ABUSE SUBSTANTIATED REPORTS



\$360,992

EXPENDITURES CHILD ABUSE INVESTIGATIONS AND GENERAL PROTECTIVE SERVICES ASSESSMENTS



2022 SUBSTANTIATED FATALITIES

0/60 MALE 0 FEMALE 0

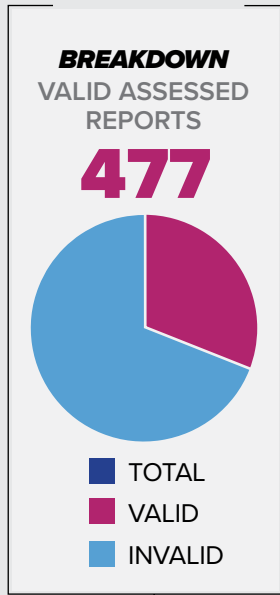
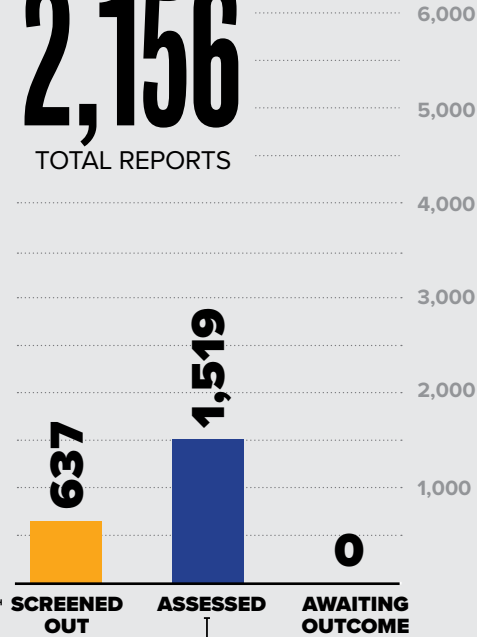
2022 SUBSTANTIATED NEAR FATALITIES

1/138 MALE 1 FEMALE 0

2022 REPORTS OF GENERAL PROTECTIVE SERVICES

2,156

TOTAL REPORTS



NUMBER OF CHILDREN ASSESSED

2,124
TOTAL

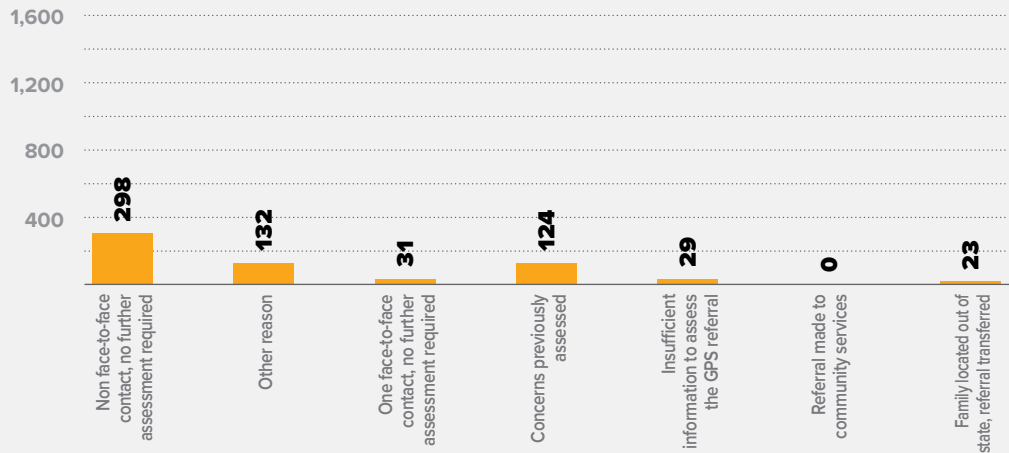
693
VALID

CHILDREN ASSESSED PER 1,000 CHILDREN

65.0
TOTAL

21.2
VALID

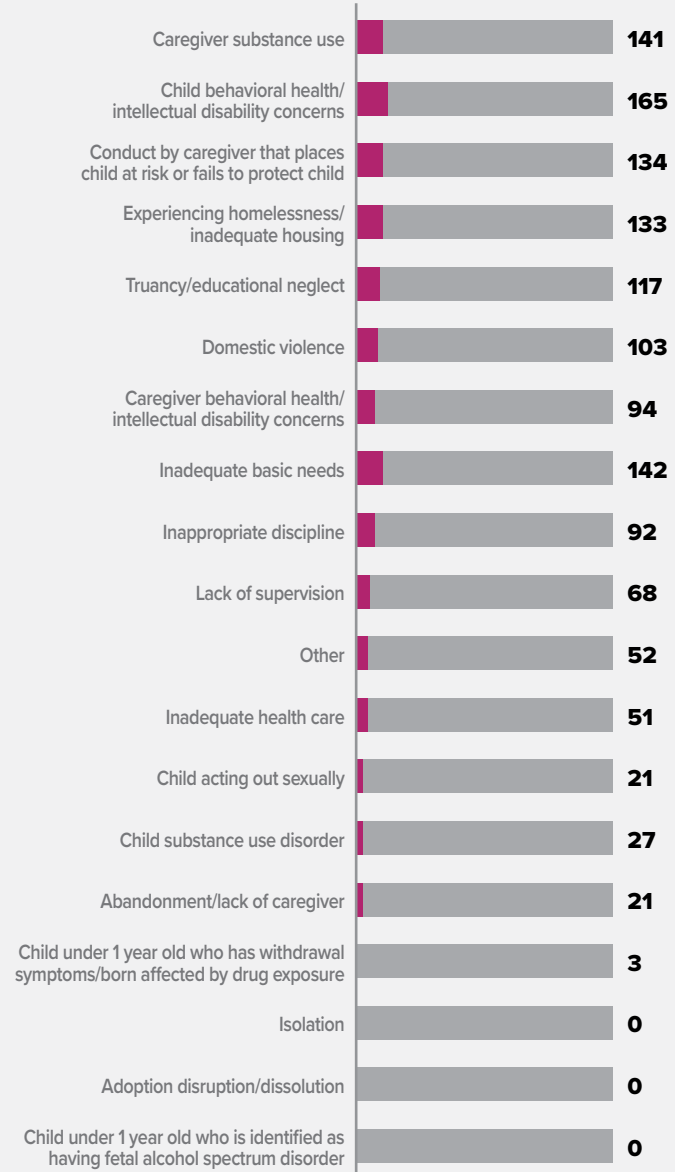
BREAKDOWN REPORTS SCREENED OUT BY REASON



VALID GPS CONCERNS BY TYPE

1,364

TOTAL CONCERNS



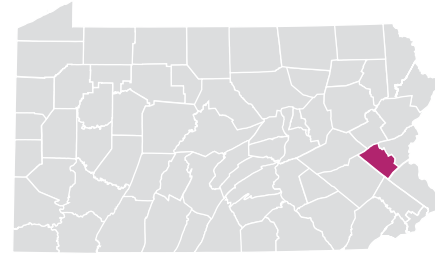
LEBANON COUNTY

NOTE: A report may have more than one concern for each report; therefore, the total number of concerns will be greater than the total number of reports. In some reports, more than one child was assessed with valid concerns; therefore, the number of children assessed exceeds the number of valid assessed reports.

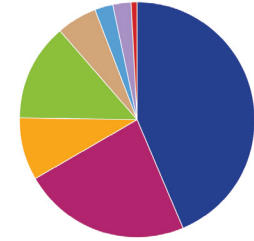


LEHIGH COUNTY

URBAN // POPULATION • 372,492 / POPULATION UNDER 18 • 85,315



TYPES OF ALLEGATIONS SUBSTANTIATED REPORTS



126 TOTAL ALLEGATIONS

- 55** (43.7%) Sexual Abuse
- 29** (23.0%) Physical Abuse/Bodily Injury
- 11** (8.7%) Reasonable Likelihood of Bodily Injury
- 17** (13.5%) Serious Physical Neglect
- 7** (5.6%) Engaging in Per Se Acts
- 3** (2.4%) Likelihood of Sexual Abuse/Exploitation
- 3** (2.4%) Serious Mental Injury
- 0** (0.0%) Severe Form of Trafficking in Persons or Sex Trafficking
- 1** (0.8%) Munchausen Syndrome by Proxy/Medical Abuse

▲ NOTE: A report may have more than one allegation for each report; therefore, the total number of allegations will be greater than the total number of reports.

2022 REPORTS OF CHILD ABUSE

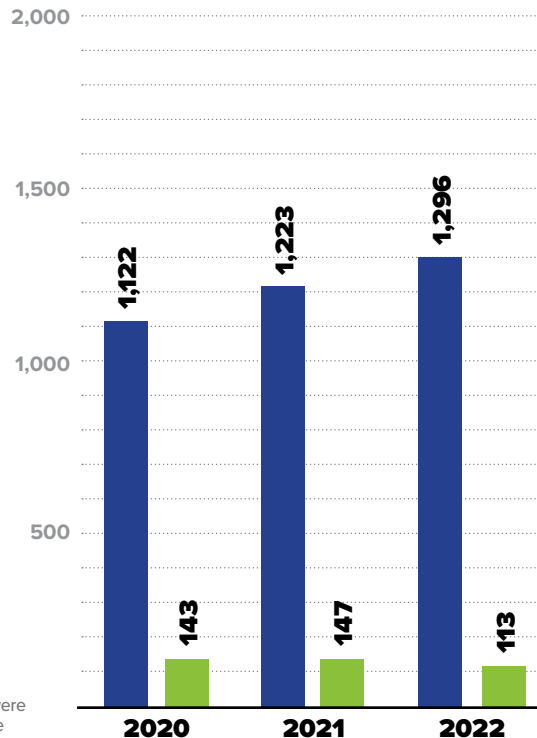
1,296

■ TOTAL REPORTS

113

■ SUBSTANTIATED REPORTS

▲ NOTE: CPS and GPS data reported were investigated and substantiated by the CCYA and may vary from statewide data which include both CCYA and OCYF Regional Office investigations.



▲ NOTE: 2021 totals above will not align with the 2021 totals in this same table in the 2021 report, as regional investigations were included for that year in error in the 2021 report.

SUBSTANTIATED REPORTS BY SEX OF VICTIM

FEMALE

79

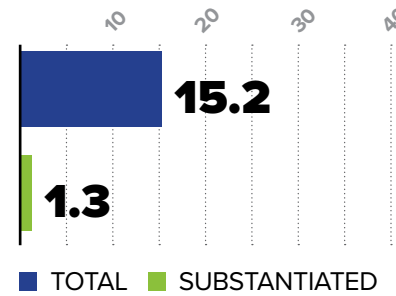
69.9%

MALE

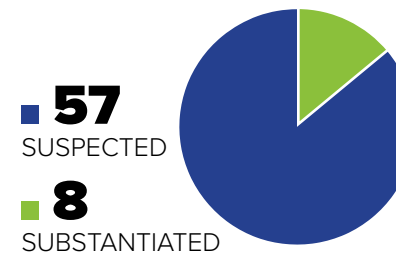
34

30.1%

CHILD ABUSE REPORTS PER 1,000 CHILDREN



CASES OF REPEAT ABUSE SUBSTANTIATED REPORTS



\$5,826,606

EXPENDITURES CHILD ABUSE INVESTIGATIONS AND GENERAL PROTECTIVE SERVICES ASSESSMENTS



2022 SUBSTANTIATED FATALITIES

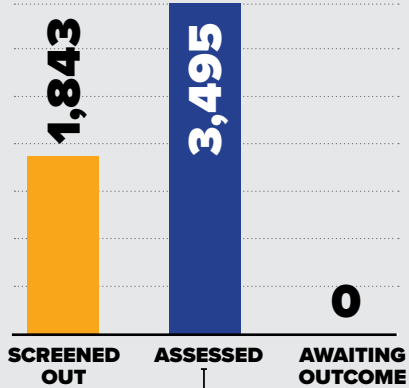
1/60 MALE 1 FEMALE 0

2022 SUBSTANTIATED NEAR FATALITIES

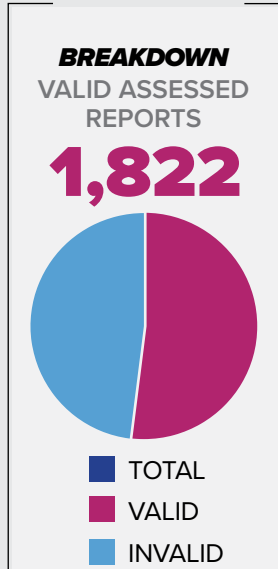
7/138 MALE 5 FEMALE 2

2022 REPORTS OF GENERAL PROTECTIVE SERVICES

5,338
TOTAL REPORTS



6,000
5,000
4,000
3,000
2,000
1,000

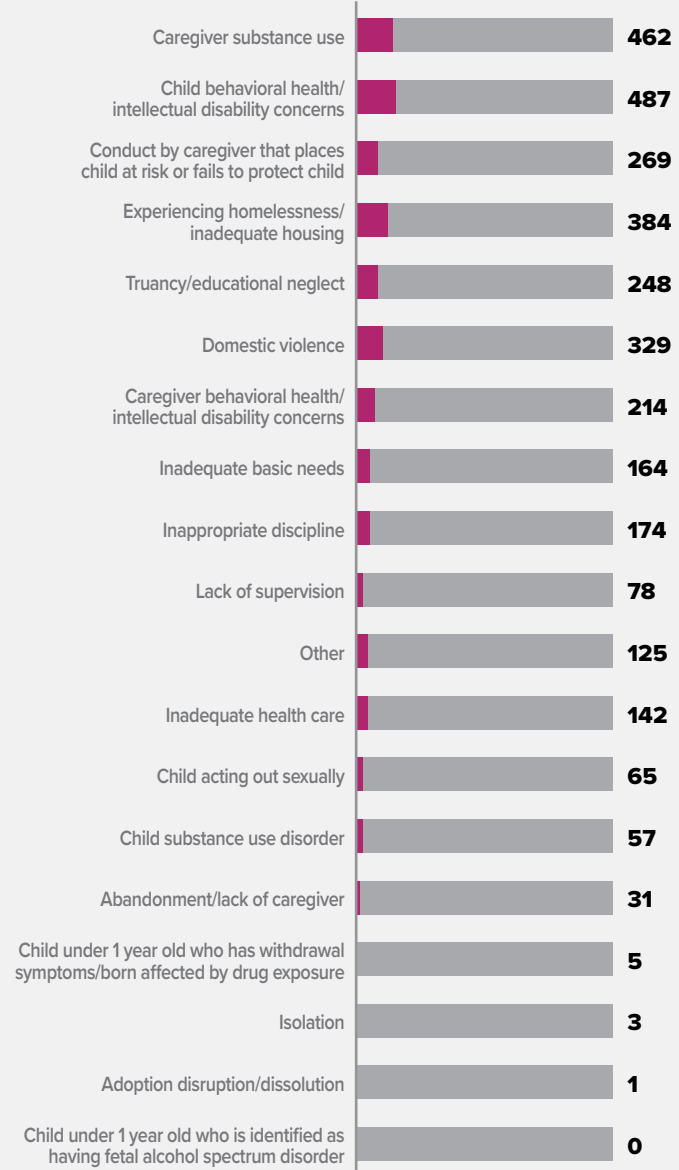


NUMBER OF CHILDREN ASSESSED

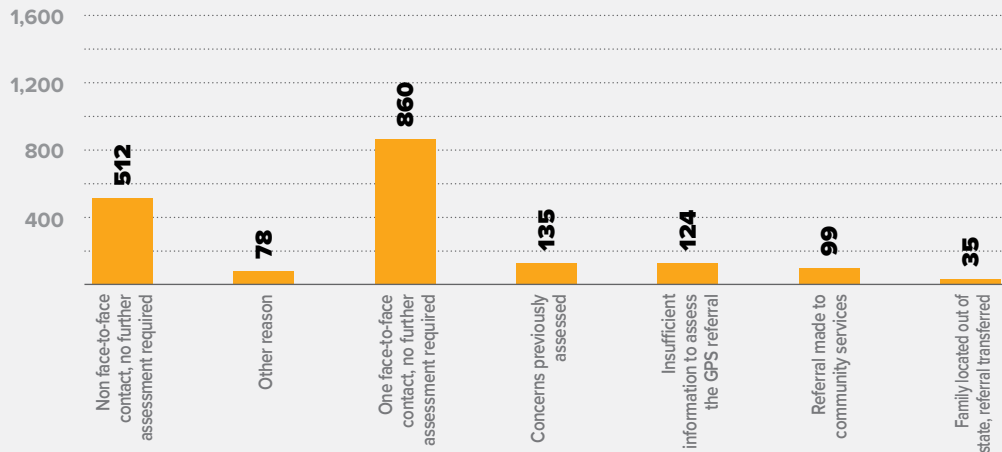


VALID GPS CONCERNS BY TYPE

3,238
TOTAL CONCERNS



BREAKDOWN REPORTS SCREENED OUT BY REASON



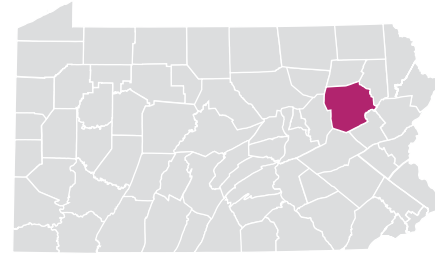
LEHIGH COUNTY

NOTE: A report may have more than one concern for each report; therefore, the total number of concerns will be greater than the total number of reports. In some reports, more than one child was assessed with valid concerns; therefore, the number of children assessed exceeds the number of valid assessed reports.

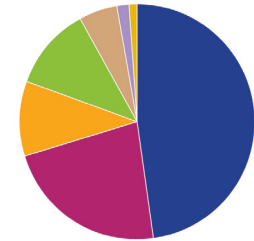


LUZERNE COUNTY

URBAN // POPULATION • 324,825 / POPULATION UNDER 18 • 65,328



TYPES OF ALLEGATIONS SUBSTANTIATED REPORTS



115 TOTAL ALLEGATIONS

- 55** (47.8%) Sexual Abuse
- 26** (22.6%) Physical Abuse/Bodily Injury
- 12** (10.4%) Reasonable Likelihood of Bodily Injury
- 13** (11.3%) Serious Physical Neglect
- 6** (5.2%) Engaging in Per Se Acts
- 0** (0.0%) Likelihood of Sexual Abuse/Exploitation
- 2** (1.7%) Serious Mental Injury
- 1** (0.9%) Severe Form of Trafficking in Persons or Sex Trafficking
- 0** (0.0%) Munchausen Syndrome by Proxy/Medical Abuse

▲ NOTE: A report may have more than one allegation for each report; therefore, the total number of allegations will be greater than the total number of reports.

2022 REPORTS OF CHILD ABUSE

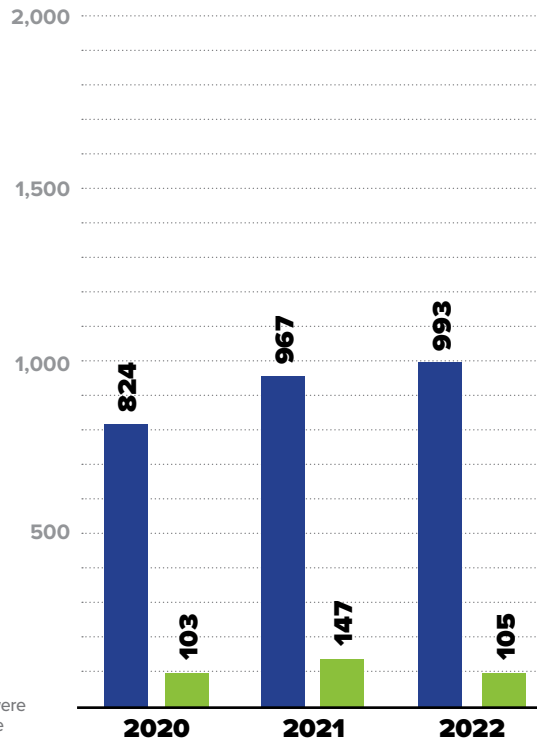
993

■ TOTAL REPORTS

105

■ SUBSTANTIATED REPORTS

▲ NOTE: CPS and GPS data reported were investigated and substantiated by the CCYA and may vary from statewide data which include both CCYA and OCFY Regional Office investigations.



▲ NOTE: 2021 totals above will not align with the 2021 totals in this same table in the 2021 report, as regional investigations were included for that year in error in the 2021 report.

SUBSTANTIATED REPORTS BY SEX OF VICTIM

FEMALE

71

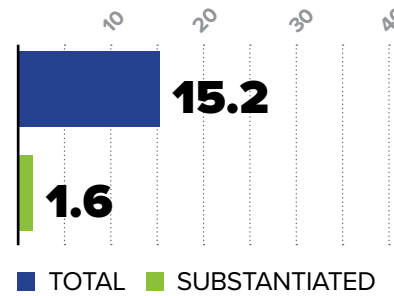
67.6%

MALE

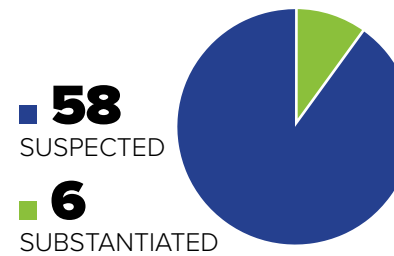
34

32.4%

CHILD ABUSE REPORTS PER 1,000 CHILDREN



CASES OF REPEAT ABUSE SUBSTANTIATED REPORTS



\$7,484,405

EXPENDITURES CHILD ABUSE INVESTIGATIONS AND GENERAL PROTECTIVE SERVICES ASSESSMENTS



2022 SUBSTANTIATED FATALITIES

3/60 ▶ MALE **2** FEMALE **1**

2022 SUBSTANTIATED NEAR FATALITIES

4/138 ▶ MALE **2** FEMALE **2**

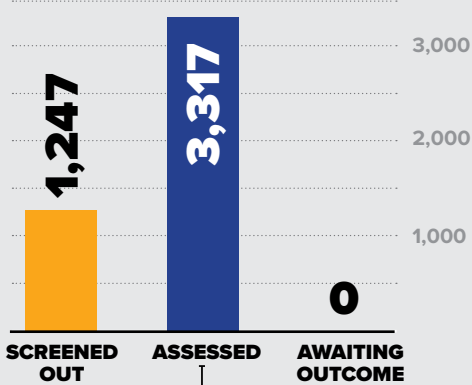


NOTE: A report may have more than one concern for each report; therefore, the total number of concerns will be greater than the total number of reports. In some reports, more than one child was assessed with valid concerns; therefore, the number of children assessed exceeds the number of valid assessed reports.

2022 REPORTS OF GENERAL PROTECTIVE SERVICES

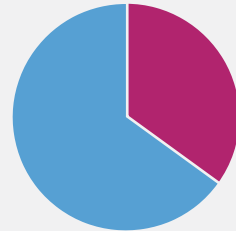
4,564

TOTAL REPORTS



BREAKDOWN VALID ASSESSED REPORTS

1,167



■ TOTAL
 ■ VALID
 ■ INVALID

NUMBER OF CHILDREN ASSESSED

4,733

TOTAL

1,613

VALID

CHILDREN ASSESSED PER 1,000 CHILDREN

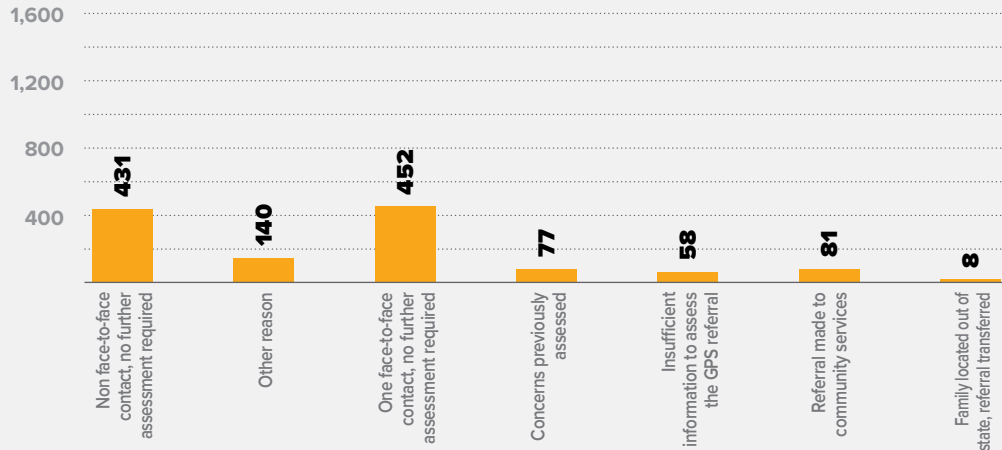
72.4

TOTAL

24.7

VALID

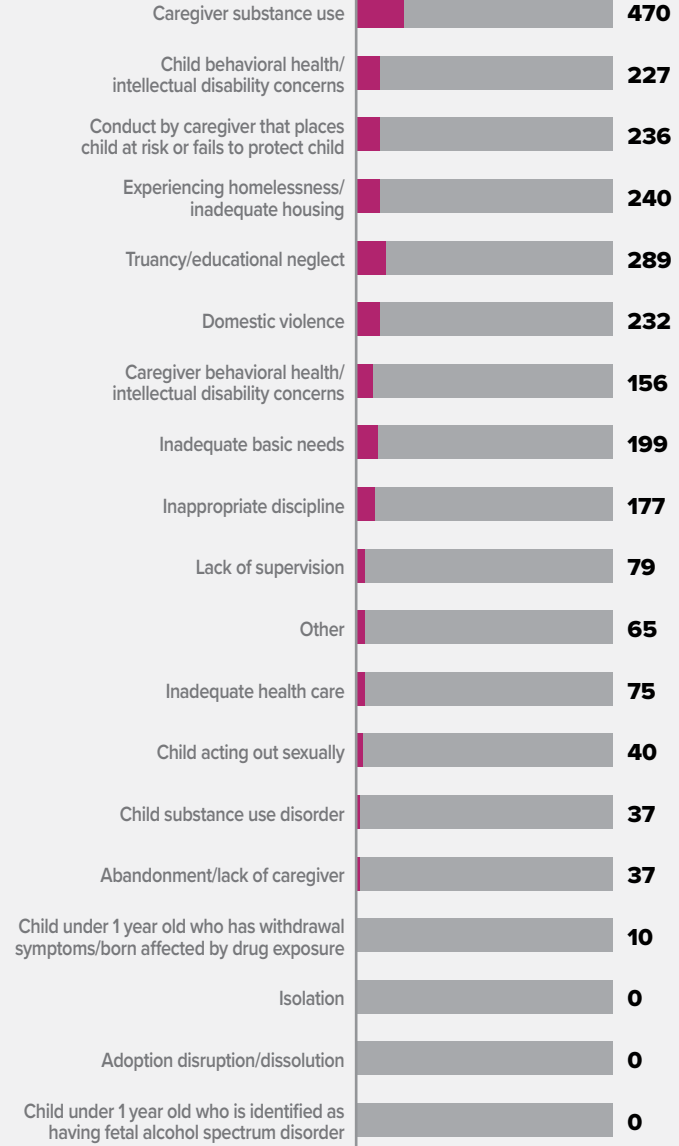
BREAKDOWN REPORTS SCREENED OUT BY REASON



VALID GPS CONCERNS BY TYPE

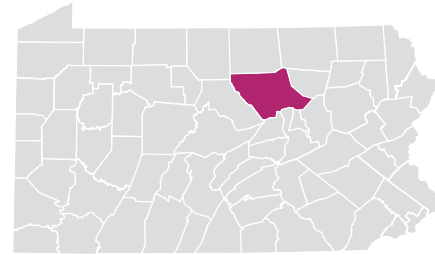
2,569

TOTAL CONCERNS

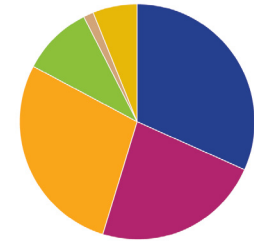


LYCOMING COUNTY

RURAL // POPULATION • 114,274 / POPULATION UNDER 18 • 23,670



TYPES OF ALLEGATIONS SUBSTANTIATED REPORTS



82 TOTAL ALLEGATIONS

- 26** (31.7%) Sexual Abuse
- 19** (23.2%) Physical Abuse/Bodily Injury
- 23** (28.0%) Reasonable Likelihood of Bodily Injury
- 8** (9.8%) Serious Physical Neglect
- 1** (1.2%) Engaging in Per Se Acts
- 0** (0.0%) Likelihood of Sexual Abuse/Exploitation
- 0** (0.0%) Serious Mental Injury
- 5** (6.1%) Severe Form of Trafficking in Persons or Sex Trafficking
- 0** (0.0%) Munchausen Syndrome by Proxy/Medical Abuse

▲ NOTE: A report may have more than one allegation for each report; therefore, the total number of allegations will be greater than the total number of reports.

2022 REPORTS OF CHILD ABUSE

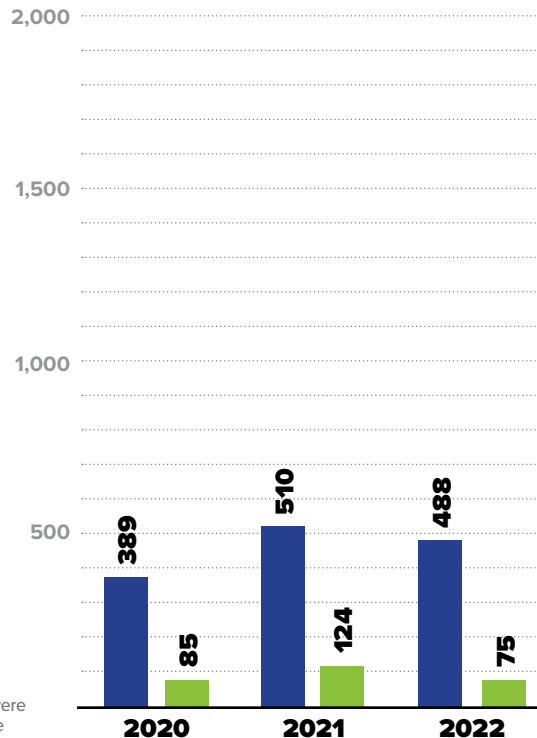
488

■ TOTAL REPORTS

75

■ SUBSTANTIATED REPORTS

▲ NOTE: CPS and GPS data reported were investigated and substantiated by the CCYA and may vary from statewide data which include both CCYA and OCFY Regional Office investigations.



▲ NOTE: 2021 totals above will not align with the 2021 totals in this same table in the 2021 report, as regional investigations were included for that year in error in the 2021 report.

SUBSTANTIATED REPORTS BY SEX OF VICTIM

FEMALE

48

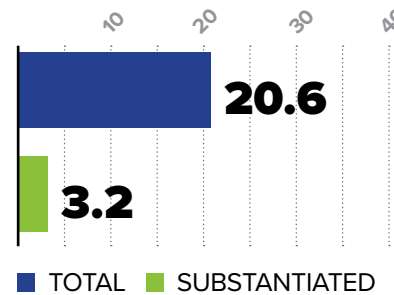
64.0%

MALE

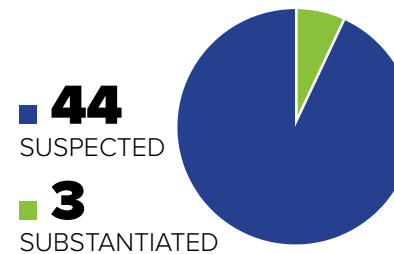
27

36.0%

CHILD ABUSE REPORTS PER 1,000 CHILDREN



CASES OF REPEAT ABUSE SUBSTANTIATED REPORTS



\$2,054,227

EXPENDITURES CHILD ABUSE INVESTIGATIONS AND GENERAL PROTECTIVE SERVICES ASSESSMENTS



2022 SUBSTANTIATED FATALITIES

1/60 MALE 1 FEMALE 0


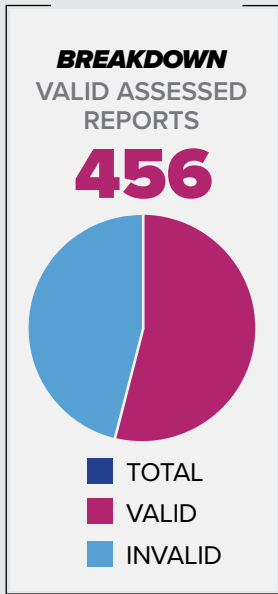
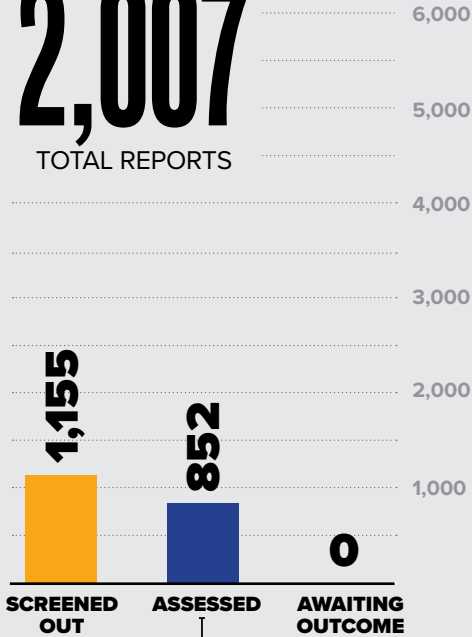
2022 SUBSTANTIATED NEAR FATALITIES

0/138 MALE 0 FEMALE 0

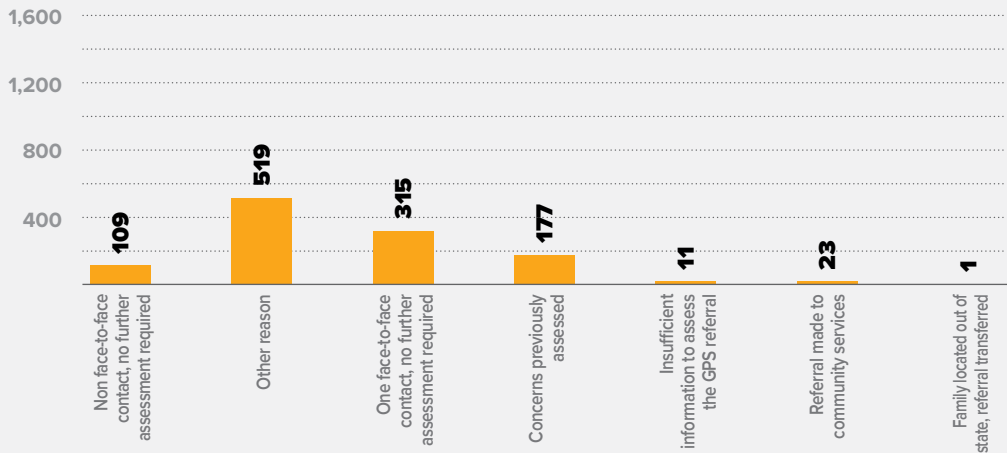
2022 REPORTS OF GENERAL PROTECTIVE SERVICES

2,007

TOTAL REPORTS



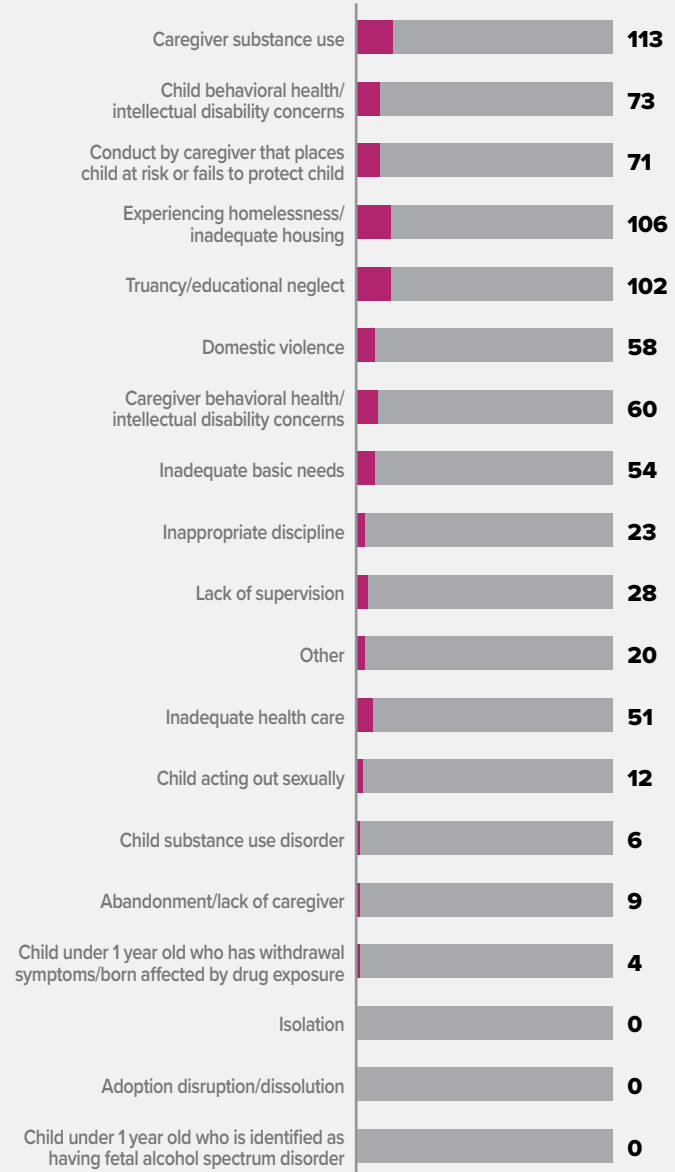
BREAKDOWN REPORTS SCREENED OUT BY REASON



VALID GPS CONCERNS BY TYPE

790

TOTAL CONCERNS



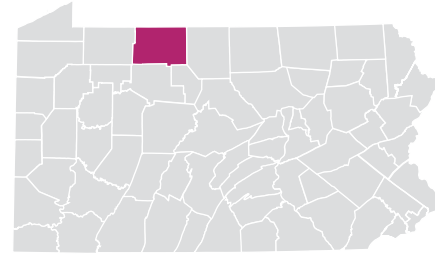
LYCOMING COUNTY

NOTE: A report may have more than one concern for each report; therefore, the total number of concerns will be greater than the total number of reports. In some reports, more than one child was assessed with valid concerns; therefore, the number of children assessed exceeds the number of valid assessed reports.

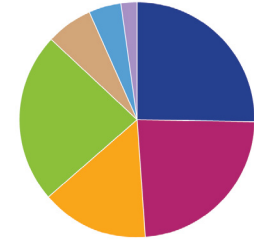


MCKEAN COUNTY

RURAL // POPULATION • 40,652 / POPULATION UNDER 18 • 8,159



TYPES OF ALLEGATIONS SUBSTANTIATED REPORTS



47 TOTAL ALLEGATIONS

- 12** (25.5%) Sexual Abuse
- 11** (23.4%) Physical Abuse/Bodily Injury
- 7** (14.9%) Reasonable Likelihood of Bodily Injury
- 11** (23.4%) Serious Physical Neglect
- 3** (6.4%) Engaging in Per Se Acts
- 2** (4.3%) Likelihood of Sexual Abuse/Exploitation
- 1** (2.1%) Serious Mental Injury
- 0** (0.0%) Severe Form of Trafficking in Persons or Sex Trafficking
- 0** (0.0%) Munchausen Syndrome by Proxy/Medical Abuse

▲ NOTE: A report may have more than one allegation for each report; therefore, the total number of allegations will be greater than the total number of reports.

2022 REPORTS OF CHILD ABUSE

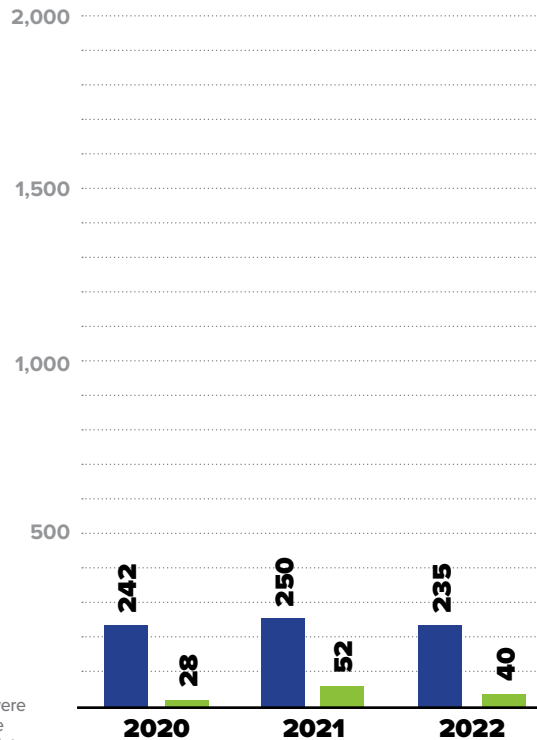
235

■ TOTAL REPORTS

40

■ SUBSTANTIATED REPORTS

▲ NOTE: CPS and GPS data reported were investigated and substantiated by the CCYA and may vary from statewide data which include both CCYA and OCFY Regional Office investigations.



▲ NOTE: 2021 totals above will not align with the 2021 totals in this same table in the 2021 report, as regional investigations were included for that year in error in the 2021 report.

SUBSTANTIATED REPORTS BY SEX OF VICTIM

FEMALE

23

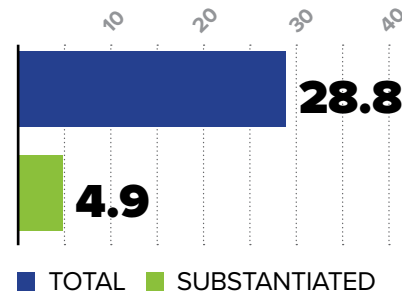
57.5%

MALE

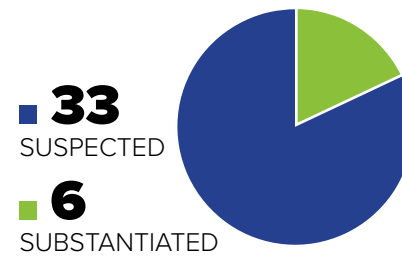
17

42.5%

CHILD ABUSE REPORTS PER 1,000 CHILDREN



CASES OF REPEAT ABUSE SUBSTANTIATED REPORTS



\$1,086,049

EXPENDITURES CHILD ABUSE INVESTIGATIONS AND GENERAL PROTECTIVE SERVICES ASSESSMENTS



2022 SUBSTANTIATED FATALITIES

1/60 MALE 1 FEMALE 0

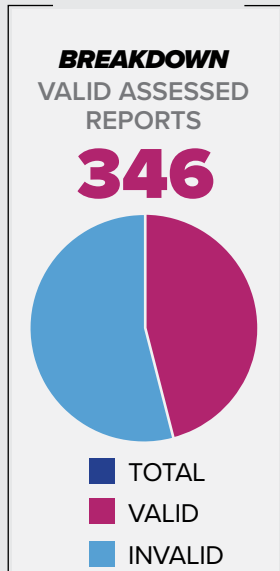
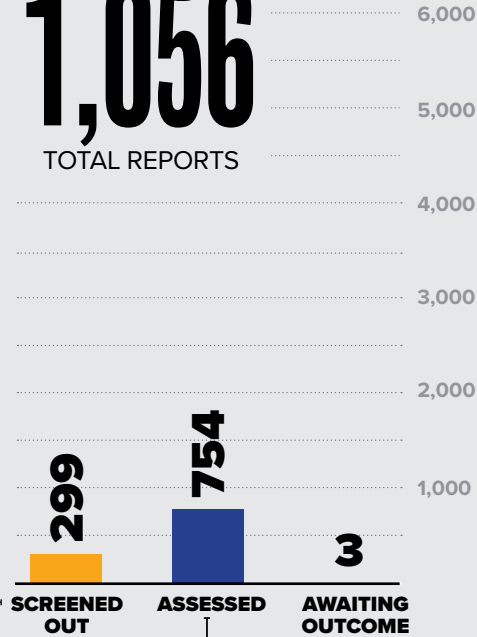
2022 SUBSTANTIATED NEAR FATALITIES

0/138 MALE 0 FEMALE 0

2022 REPORTS OF GENERAL PROTECTIVE SERVICES

1,056

TOTAL REPORTS



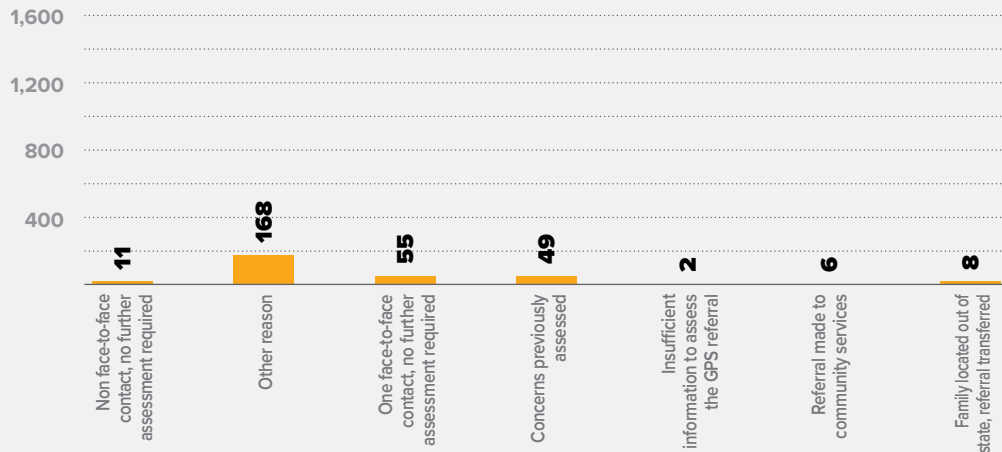
NUMBER OF CHILDREN ASSESSED



CHILDREN ASSESSED PER 1,000 CHILDREN



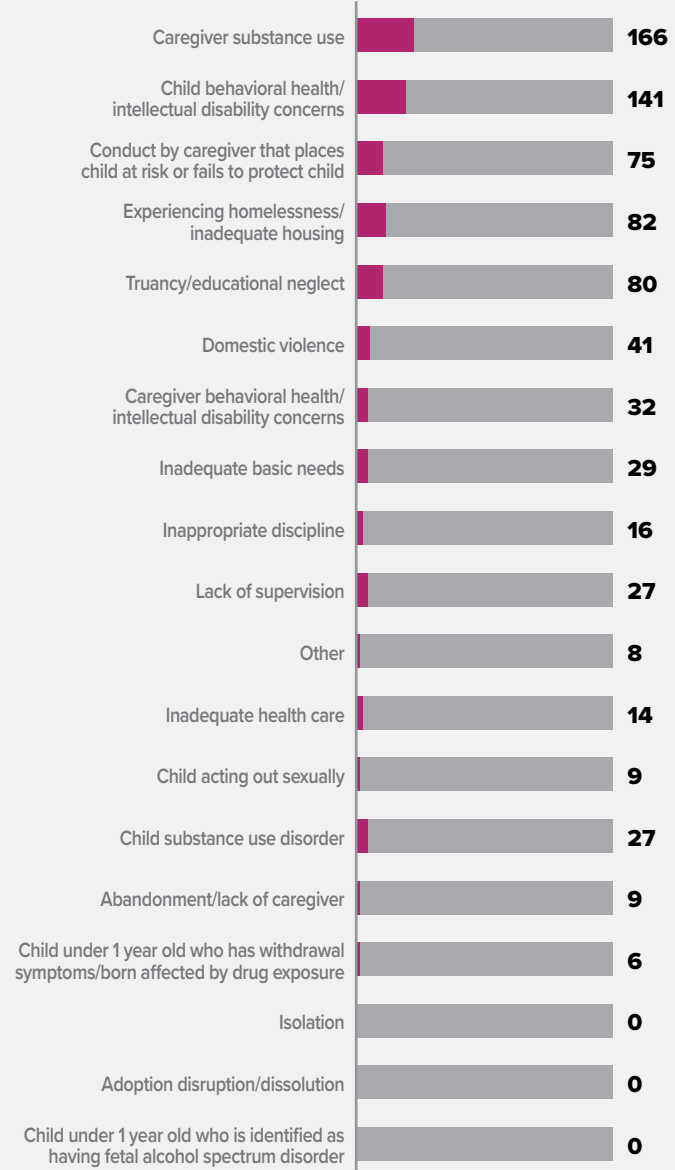
BREAKDOWN REPORTS SCREENED OUT BY REASON



VALID GPS CONCERNS BY TYPE

762

TOTAL CONCERNS



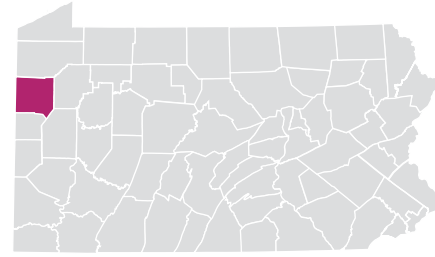
MCKEAN COUNTY

NOTE: A report may have more than one concern for each report; therefore, the total number of concerns will be greater than the total number of reports. In some reports, more than one child was assessed with valid concerns; therefore, the number of children assessed exceeds the number of valid assessed reports.

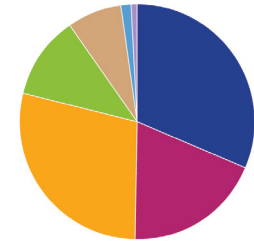


MERCER COUNTY

RURAL // POPULATION • 111,216 / POPULATION UNDER 18 • 21,684



TYPES OF ALLEGATIONS SUBSTANTIATED REPORTS



137 TOTAL ALLEGATIONS

- **43** (31.4%) Sexual Abuse
- **26** (19.0%) Physical Abuse/Bodily Injury
- **39** (28.5%) Reasonable Likelihood of Bodily Injury
- **16** (11.7%) Serious Physical Neglect
- **10** (7.3%) Engaging in Per Se Acts
- **2** (1.5%) Likelihood of Sexual Abuse/Exploitation
- **1** (0.7%) Serious Mental Injury
- **0** (0.0%) Severe Form of Trafficking in Persons or Sex Trafficking
- **0** (0.0%) Munchausen Syndrome by Proxy/Medical Abuse

▲ NOTE: A report may have more than one allegation for each report; therefore, the total number of allegations will be greater than the total number of reports.

2022 REPORTS OF CHILD ABUSE

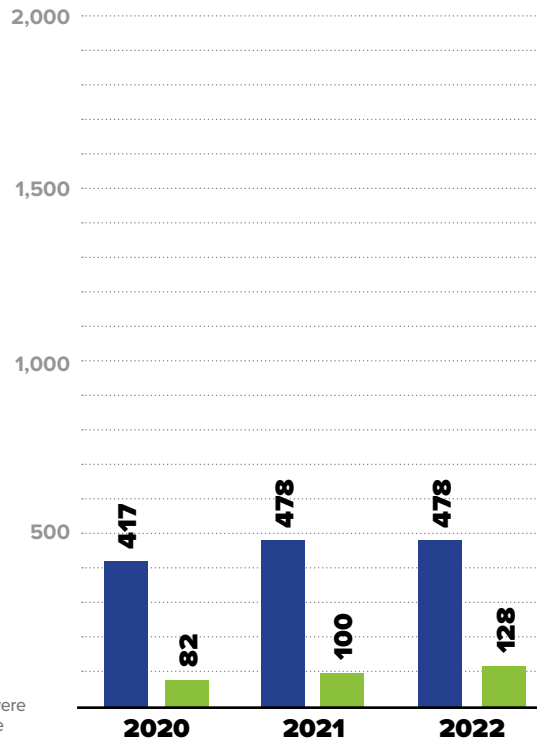
478

■ TOTAL REPORTS

128

■ SUBSTANTIATED REPORTS

▲ NOTE: CPS and GPS data reported were investigated and substantiated by the CCYA and may vary from statewide data which include both CCYA and OCFY Regional Office investigations.



▲ NOTE: 2021 totals above will not align with the 2021 totals in this same table in the 2021 report, as regional investigations were included for that year in error in the 2021 report.

SUBSTANTIATED REPORTS BY SEX OF VICTIM

FEMALE

84

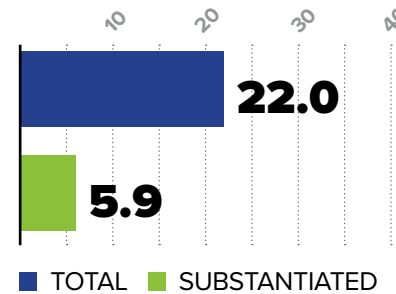
65.6%

MALE

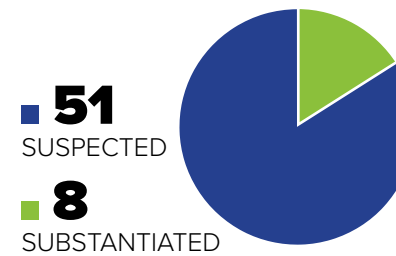
44

34.4%

CHILD ABUSE REPORTS PER 1,000 CHILDREN



CASES OF REPEAT ABUSE SUBSTANTIATED REPORTS



\$1,639,042

EXPENDITURES CHILD ABUSE INVESTIGATIONS AND GENERAL PROTECTIVE SERVICES ASSESSMENTS



2022 SUBSTANTIATED FATALITIES

1/60 MALE **1** FEMALE **0**

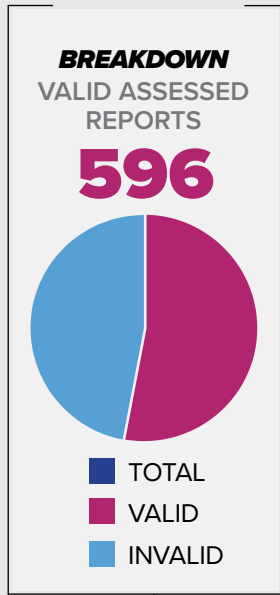
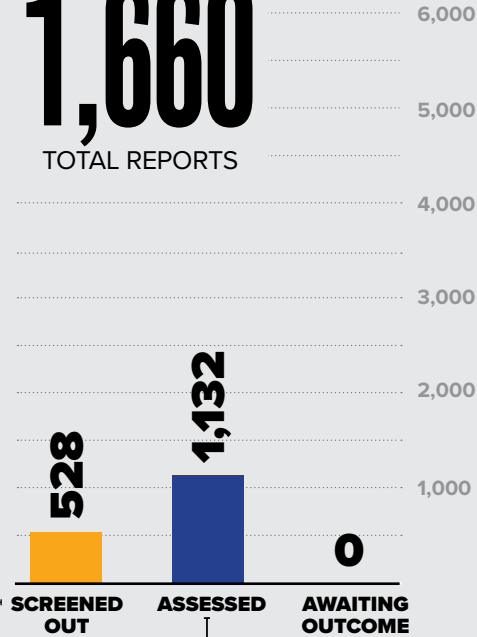
2022 SUBSTANTIATED NEAR FATALITIES

2/138 MALE **1** FEMALE **1**

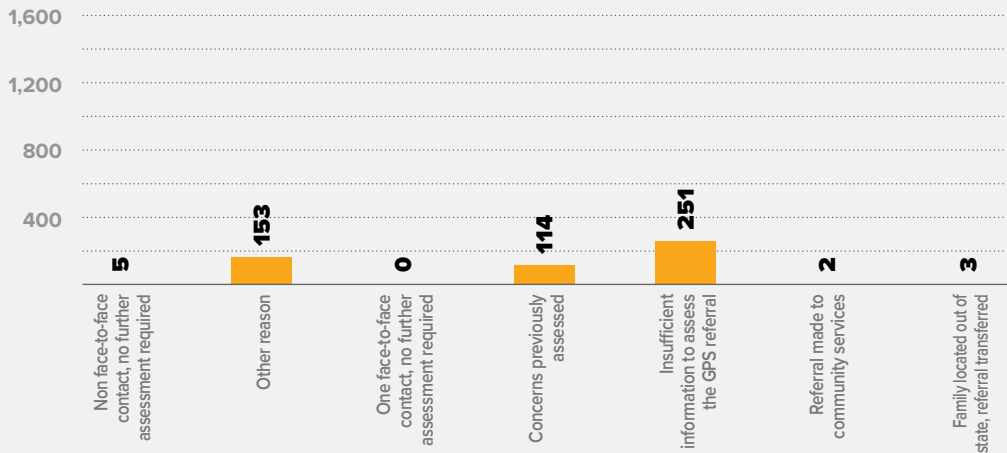
2022 REPORTS OF GENERAL PROTECTIVE SERVICES

1,660

TOTAL REPORTS



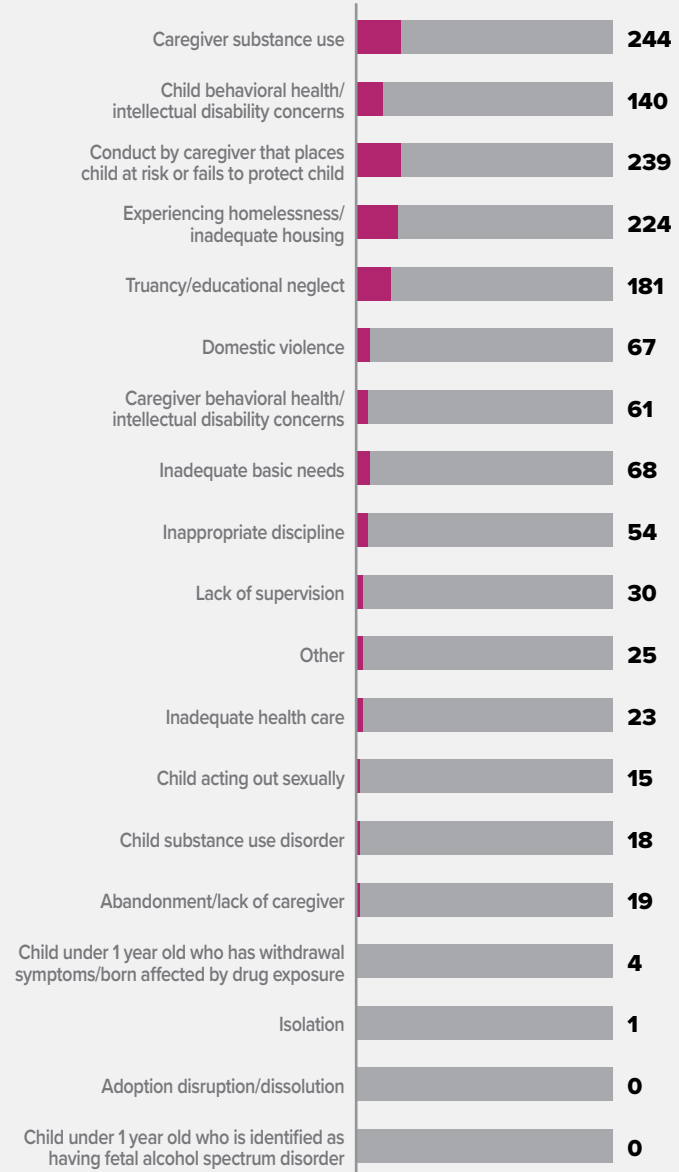
BREAKDOWN REPORTS SCREENED OUT BY REASON



VALID GPS CONCERNS BY TYPE

1,413

TOTAL CONCERNS



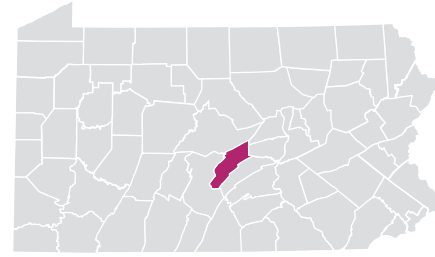
MERCER COUNTY

NOTE: A report may have more than one concern for each report; therefore, the total number of concerns will be greater than the total number of reports. In some reports, more than one child was assessed with valid concerns; therefore, the number of children assessed exceeds the number of valid assessed reports.

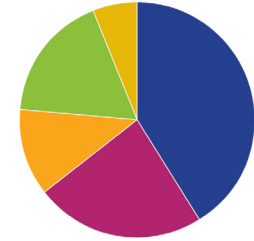


MIFFLIN COUNTY

RURAL // POPULATION • 46,156 / POPULATION UNDER 18 • 10,427



TYPES OF ALLEGATIONS SUBSTANTIATED REPORTS



17 TOTAL ALLEGATIONS

- 7** (41.2%) Sexual Abuse
- 4** (23.5%) Physical Abuse/Bodily Injury
- 2** (11.8%) Reasonable Likelihood of Bodily Injury
- 3** (17.6%) Serious Physical Neglect
- 0** (0.0%) Engaging in Per Se Acts
- 0** (0.0%) Likelihood of Sexual Abuse/Exploitation
- 0** (0.0%) Serious Mental Injury
- 1** (5.9%) Severe Form of Trafficking in Persons or Sex Trafficking
- 0** (0.0%) Munchausen Syndrome by Proxy/Medical Abuse

▲ NOTE: A report may have more than one allegation for each report; therefore, the total number of allegations will be greater than the total number of reports.

2022 REPORTS OF CHILD ABUSE

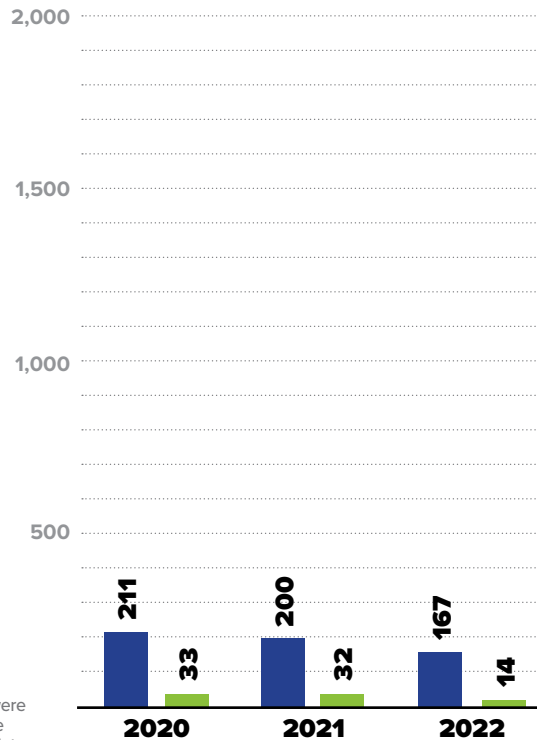
167

■ TOTAL REPORTS

14

■ SUBSTANTIATED REPORTS

▲ NOTE: CPS and GPS data reported were investigated and substantiated by the CCYA and may vary from statewide data which include both CCYA and OCYF Regional Office investigations.



▲ NOTE: 2021 totals above will not align with the 2021 totals in this same table in the 2021 report, as regional investigations were included for that year in error in the 2021 report.

SUBSTANTIATED REPORTS BY SEX OF VICTIM

FEMALE

9

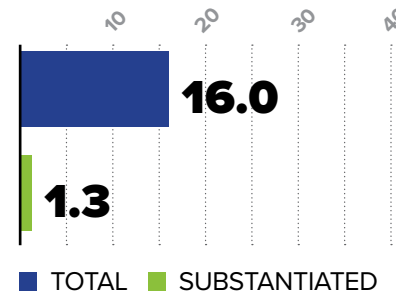
64.3%

MALE

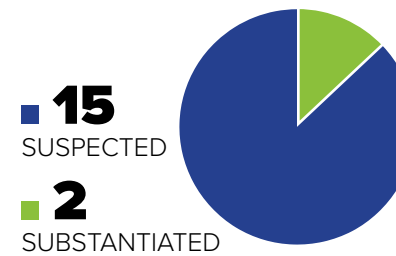
5

35.7%

CHILD ABUSE REPORTS PER 1,000 CHILDREN



CASES OF REPEAT ABUSE SUBSTANTIATED REPORTS



\$1,818,412

EXPENDITURES CHILD ABUSE INVESTIGATIONS AND GENERAL PROTECTIVE SERVICES ASSESSMENTS



2022 SUBSTANTIATED FATALITIES

0/60 MALE 0 FEMALE 0

2022 SUBSTANTIATED NEAR FATALITIES

1/138 MALE 0 FEMALE 1

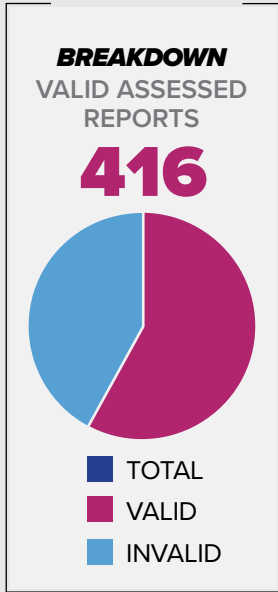
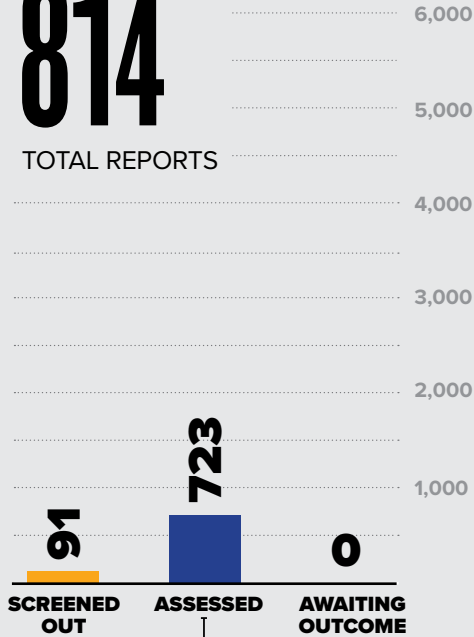


NOTE: A report may have more than one concern for each report; therefore, the total number of concerns will be greater than the total number of reports. In some reports, more than one child was assessed with valid concerns; therefore, the number of children assessed exceeds the number of valid assessed reports.

2022 REPORTS OF GENERAL PROTECTIVE SERVICES

814

TOTAL REPORTS



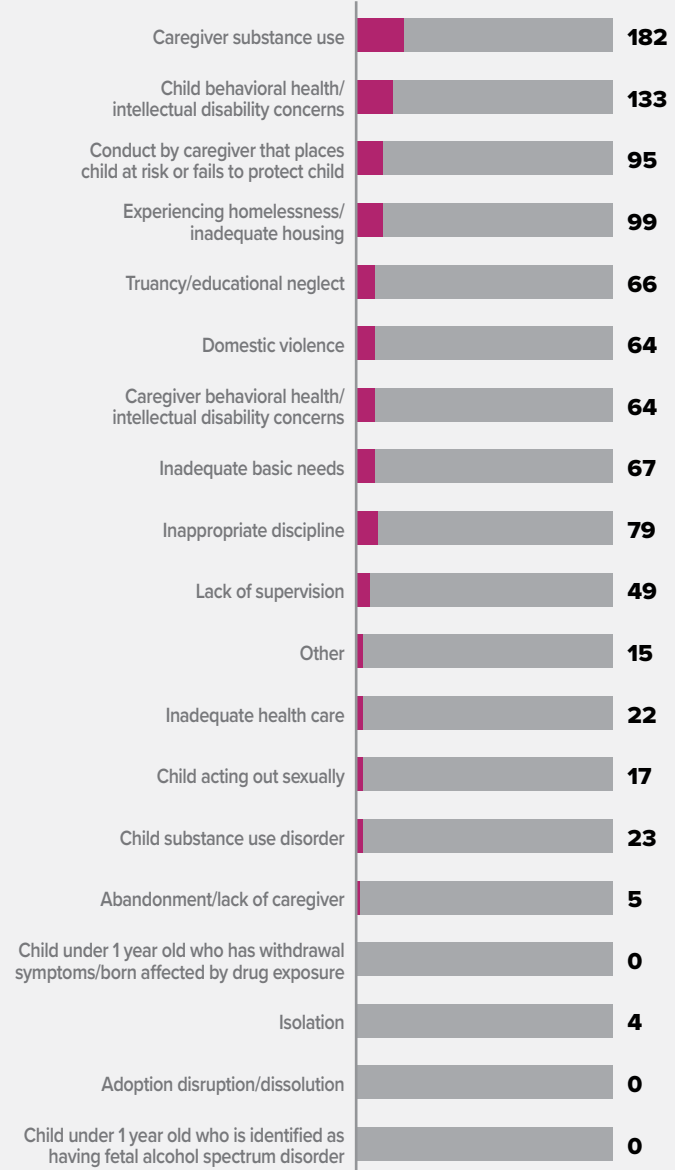
NUMBER OF CHILDREN ASSESSED



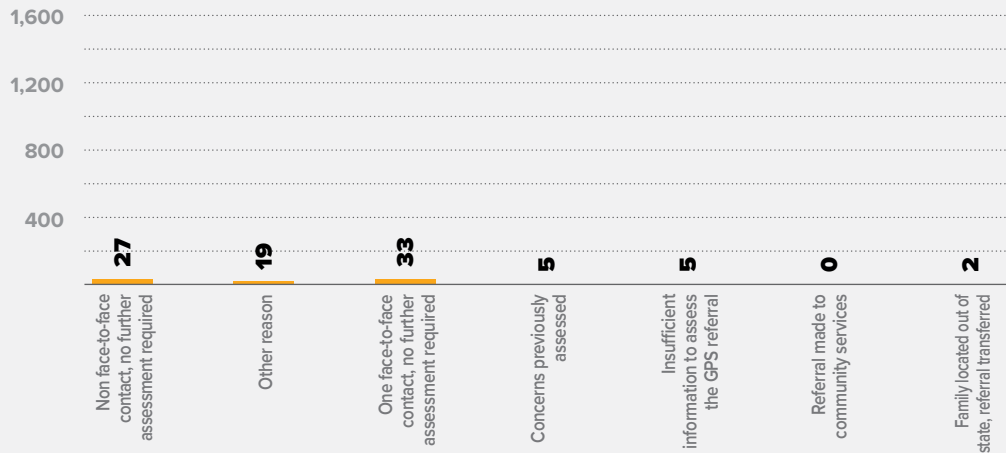
VALID GPS CONCERNS BY TYPE

984

TOTAL CONCERNS

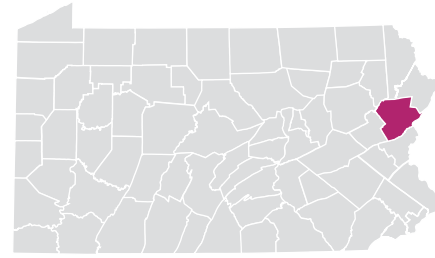


BREAKDOWN REPORTS SCREENED OUT BY REASON

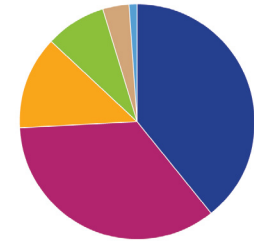


MONROE COUNTY

RURAL // POPULATION • 168,128 / POPULATION UNDER 18 • 33,161



TYPES OF ALLEGATIONS SUBSTANTIATED REPORTS



109 TOTAL ALLEGATIONS

- 43** (39.4%) Sexual Abuse
- 38** (34.9%) Physical Abuse/Bodily Injury
- 14** (12.8%) Reasonable Likelihood of Bodily Injury
- 9** (8.3%) Serious Physical Neglect
- 4** (3.7%) Engaging in Per Se Acts
- 1** (0.9%) Likelihood of Sexual Abuse/Exploitation
- 0** (0.0%) Serious Mental Injury
- 0** (0.0%) Severe Form of Trafficking in Persons or Sex Trafficking
- 0** (0.0%) Munchausen Syndrome by Proxy/Medical Abuse

▲ NOTE: A report may have more than one allegation for each report; therefore, the total number of allegations will be greater than the total number of reports.

2022 REPORTS OF CHILD ABUSE

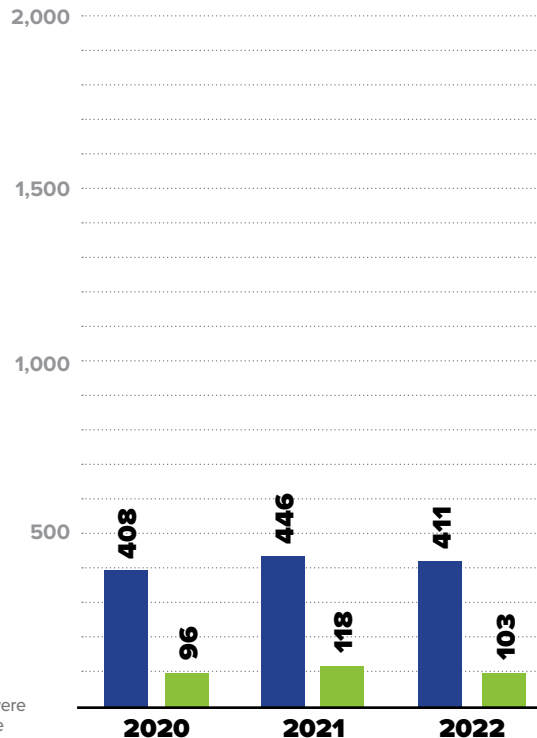
411

■ TOTAL REPORTS

103

■ SUBSTANTIATED REPORTS

▲ NOTE: CPS and GPS data reported were investigated and substantiated by the CCYA and may vary from statewide data which include both CCYA and OCYF Regional Office investigations.



▲ NOTE: 2021 totals above will not align with the 2021 totals in this same table in the 2021 report, as regional investigations were included for that year in error in the 2021 report.

SUBSTANTIATED REPORTS BY SEX OF VICTIM

FEMALE

65

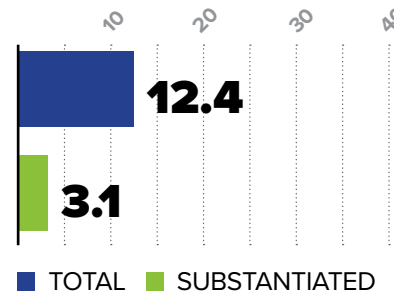
63.1%

MALE

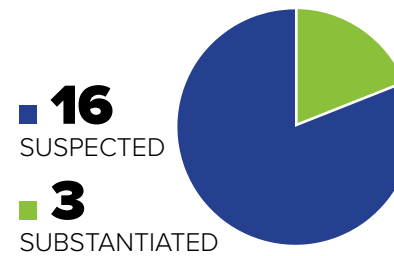
38

36.9%

CHILD ABUSE REPORTS PER 1,000 CHILDREN




CASES OF REPEAT ABUSE SUBSTANTIATED REPORTS



\$4,013,464

EXPENDITURES CHILD ABUSE INVESTIGATIONS AND GENERAL PROTECTIVE SERVICES ASSESSMENTS



2022 SUBSTANTIATED FATALITIES

2/60 MALE 1 FEMALE 1

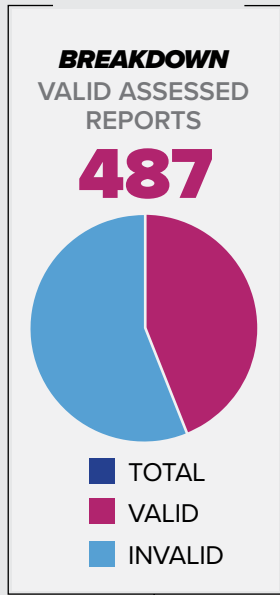
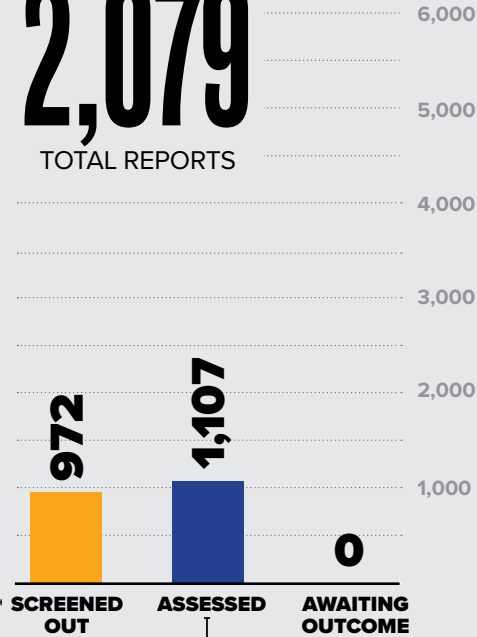
2022 SUBSTANTIATED NEAR FATALITIES

0/138 MALE 0 FEMALE 0

2022 REPORTS OF GENERAL PROTECTIVE SERVICES

2,079

TOTAL REPORTS



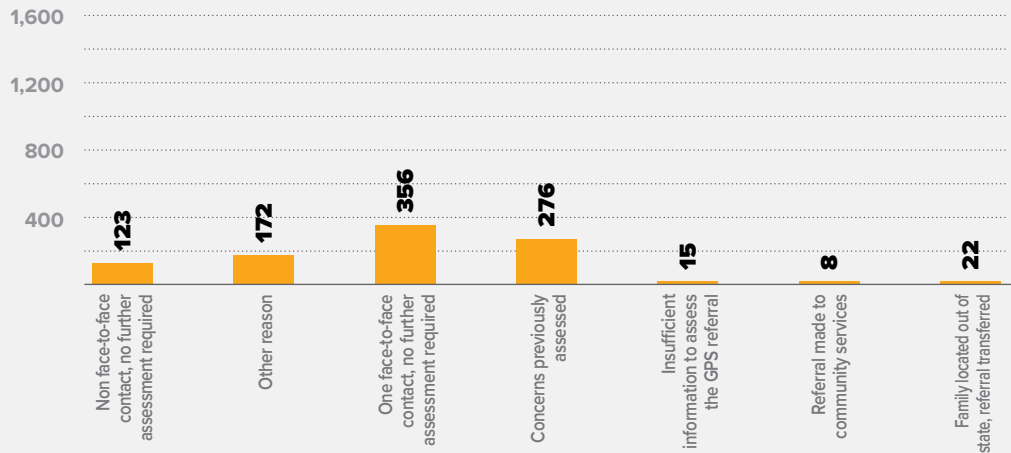
NUMBER OF CHILDREN ASSESSED



CHILDREN ASSESSED PER 1,000 CHILDREN



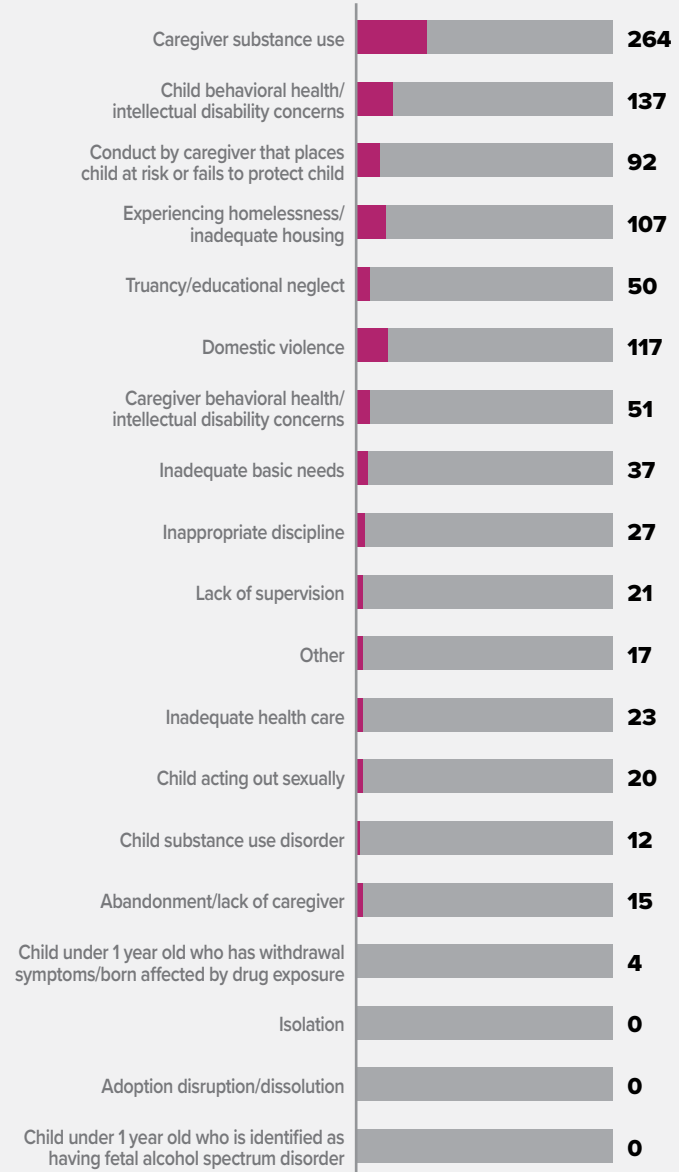
BREAKDOWN REPORTS SCREENED OUT BY REASON



VALID GPS CONCERNS BY TYPE

994

TOTAL CONCERNS



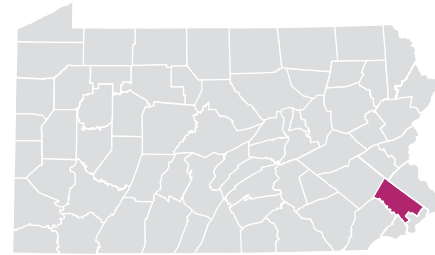
MONROE COUNTY

NOTE: A report may have more than one concern for each report; therefore, the total number of concerns will be greater than the total number of reports. In some reports, more than one child was assessed with valid concerns; therefore, the number of children assessed exceeds the number of valid assessed reports.

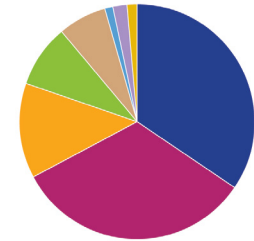


MONTGOMERY COUNTY

URBAN // POPULATION • 850,890 / POPULATION UNDER 18 • 184,720



TYPES OF ALLEGATIONS SUBSTANTIATED REPORTS



162 TOTAL ALLEGATIONS

- 56** (34.6%) Sexual Abuse
- 53** (32.7%) Physical Abuse/Bodily Injury
- 21** (13.0%) Reasonable Likelihood of Bodily Injury
- 14** (8.6%) Serious Physical Neglect
- 11** (6.8%) Engaging in Per Se Acts
- 2** (1.2%) Likelihood of Sexual Abuse/Exploitation
- 3** (1.9%) Serious Mental Injury
- 2** (1.2%) Severe Form of Trafficking in Persons or Sex Trafficking
- 0** (0.0%) Munchausen Syndrome by Proxy/Medical Abuse

▲ NOTE: A report may have more than one allegation for each report; therefore, the total number of allegations will be greater than the total number of reports.

2022 REPORTS OF CHILD ABUSE

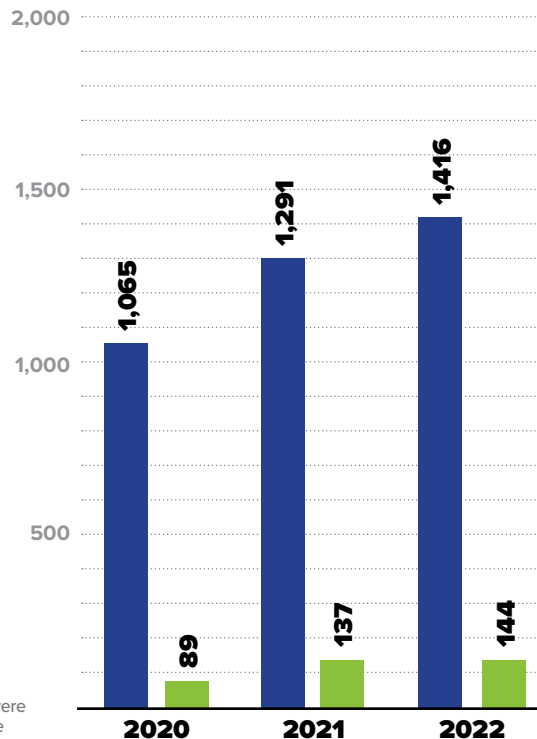
1,416

■ TOTAL REPORTS

144

■ SUBSTANTIATED REPORTS

▲ NOTE: CPS and GPS data reported were investigated and substantiated by the CCYA and may vary from statewide data which include both CCYA and OCYF Regional Office investigations.



▲ NOTE: 2021 totals above will not align with the 2021 totals in this same table in the 2021 report, as regional investigations were included for that year in error in the 2021 report.

SUBSTANTIATED REPORTS BY SEX OF VICTIM

FEMALE

93

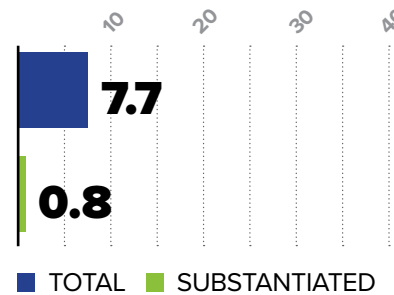
64.6%

MALE

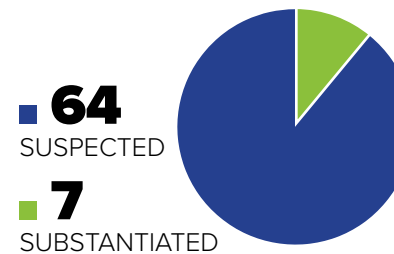
51

35.4%

CHILD ABUSE REPORTS PER 1,000 CHILDREN



CASES OF REPEAT ABUSE SUBSTANTIATED REPORTS



\$4,517,133

EXPENDITURES CHILD ABUSE INVESTIGATIONS AND GENERAL PROTECTIVE SERVICES ASSESSMENTS



2022 SUBSTANTIATED FATALITIES

1/60 MALE **1** FEMALE **0**

2022 SUBSTANTIATED NEAR FATALITIES

2/138 MALE **1** FEMALE **1**



NOTE: A report may have more than one concern for each report; therefore, the total number of concerns will be greater than the total number of reports. In some reports, more than one child was assessed with valid concerns; therefore, the number of children assessed exceeds the number of valid assessed reports.

2022 REPORTS OF GENERAL PROTECTIVE SERVICES

6,566

TOTAL REPORTS

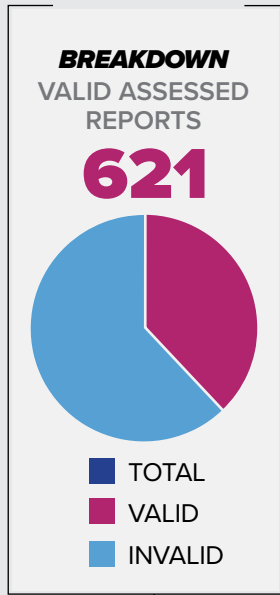
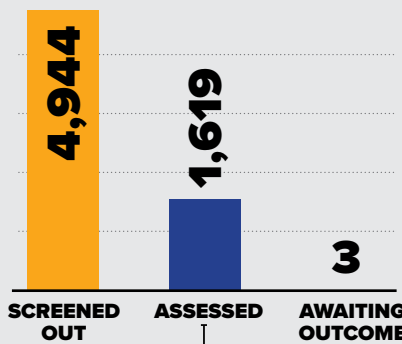
10,000

8,000

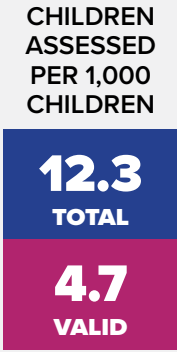
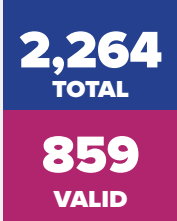
6,000

4,000

2,000



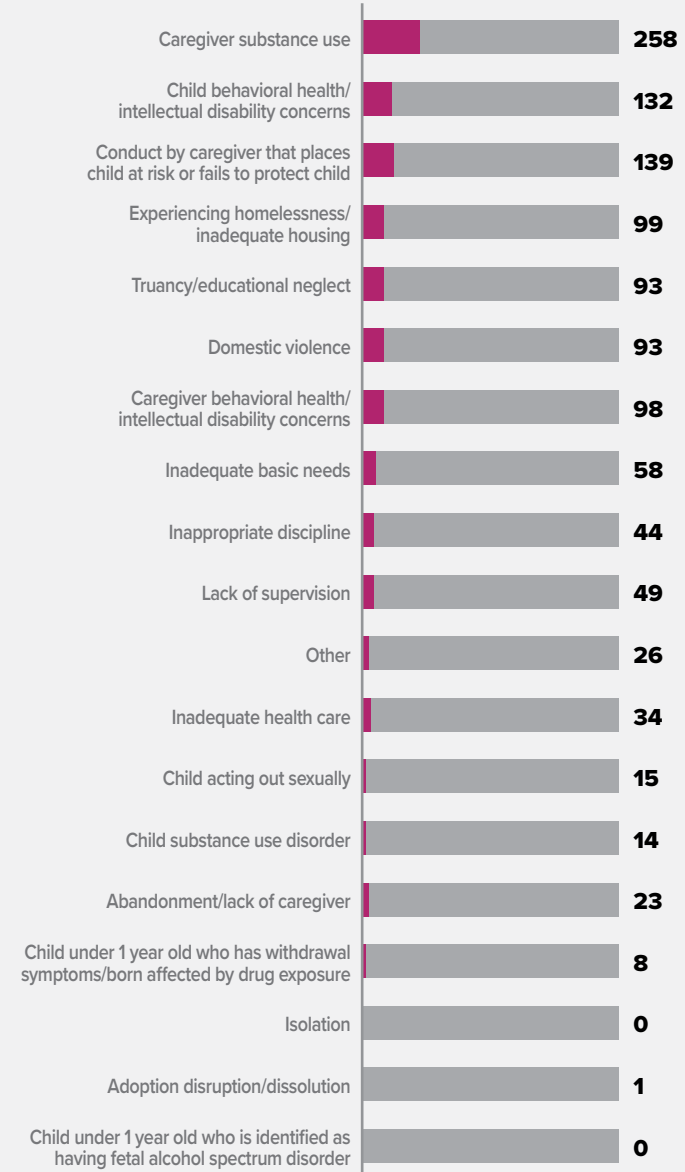
NUMBER OF CHILDREN ASSESSED



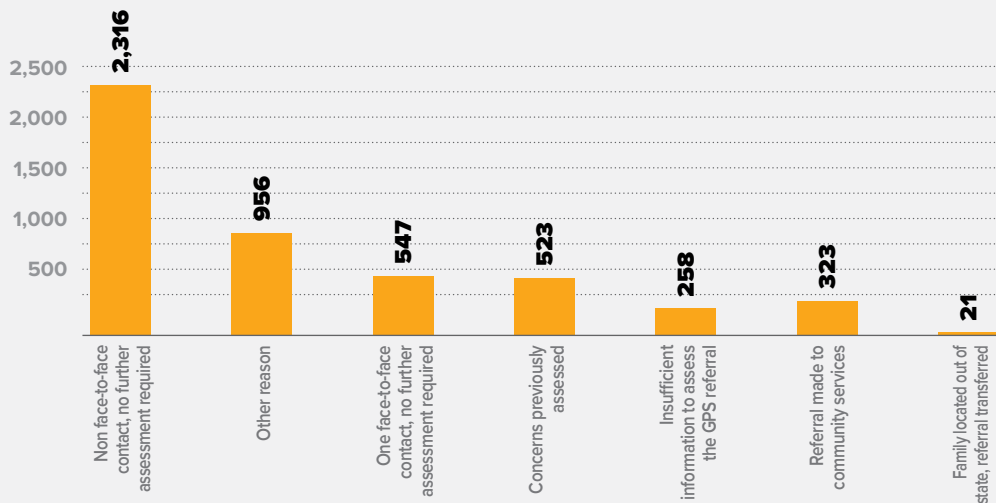
VALID GPS CONCERNS BY TYPE

1,184

TOTAL CONCERNS

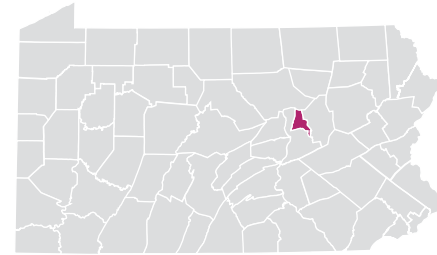


BREAKDOWN REPORTS SCREENED OUT BY REASON

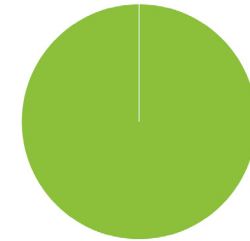


MONTOUR COUNTY

RURAL // POPULATION • 18,198 / POPULATION UNDER 18 • 3,754



TYPES OF ALLEGATIONS SUBSTANTIATED REPORTS



1 TOTAL ALLEGATIONS

- 0** (0.0%) Sexual Abuse
- 0** (0.0%) Physical Abuse/Bodily Injury
- 0** (0.0%) Reasonable Likelihood of Bodily Injury
- 1** (100.0%) Serious Physical Neglect
- 0** (0.0%) Engaging in Per Se Acts
- 0** (0.0%) Likelihood of Sexual Abuse/Exploitation
- 0** (0.0%) Serious Mental Injury
- 0** (0.0%) Severe Form of Trafficking in Persons or Sex Trafficking
- 0** (0.0%) Munchausen Syndrome by Proxy/Medical Abuse

▲ NOTE: A report may have more than one allegation for each report; therefore, the total number of allegations will be greater than the total number of reports.

2022 REPORTS OF CHILD ABUSE

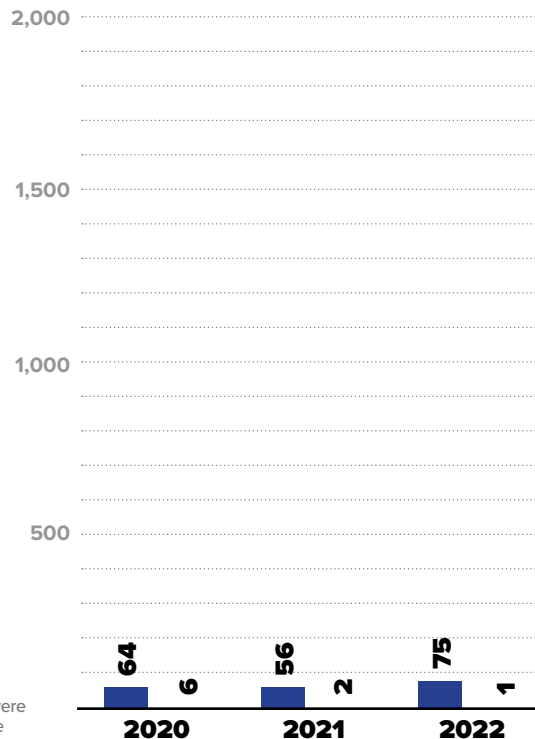
75

■ TOTAL REPORTS

1

■ SUBSTANTIATED REPORTS

▲ NOTE: CPS and GPS data reported were investigated and substantiated by the CCYA and may vary from statewide data which include both CCYA and OCYF Regional Office investigations.



▲ NOTE: 2021 totals above will not align with the 2021 totals in this same table in the 2021 report, as regional investigations were included for that year in error in the 2021 report.

SUBSTANTIATED REPORTS BY SEX OF VICTIM

FEMALE

1

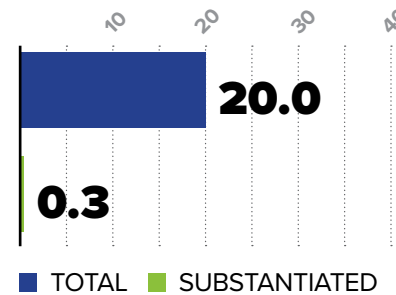
100.0%

MALE

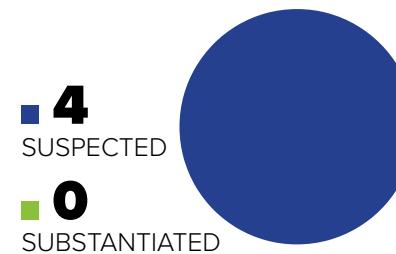
0

0.0%

CHILD ABUSE REPORTS PER 1,000 CHILDREN




CASES OF REPEAT ABUSE SUBSTANTIATED REPORTS



\$171,799

EXPENDITURES CHILD ABUSE INVESTIGATIONS AND GENERAL PROTECTIVE SERVICES ASSESSMENTS



2022 SUBSTANTIATED FATALITIES

0/60 MALE 0 FEMALE 0

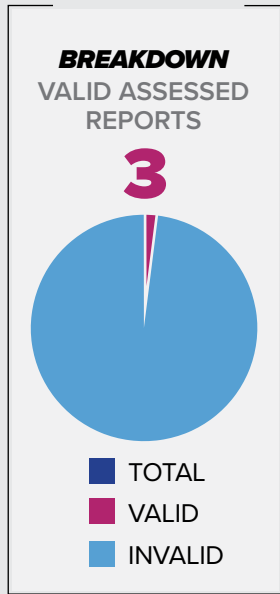
2022 SUBSTANTIATED NEAR FATALITIES

1/138 MALE 0 FEMALE 1

2022 REPORTS OF GENERAL PROTECTIVE SERVICES

226

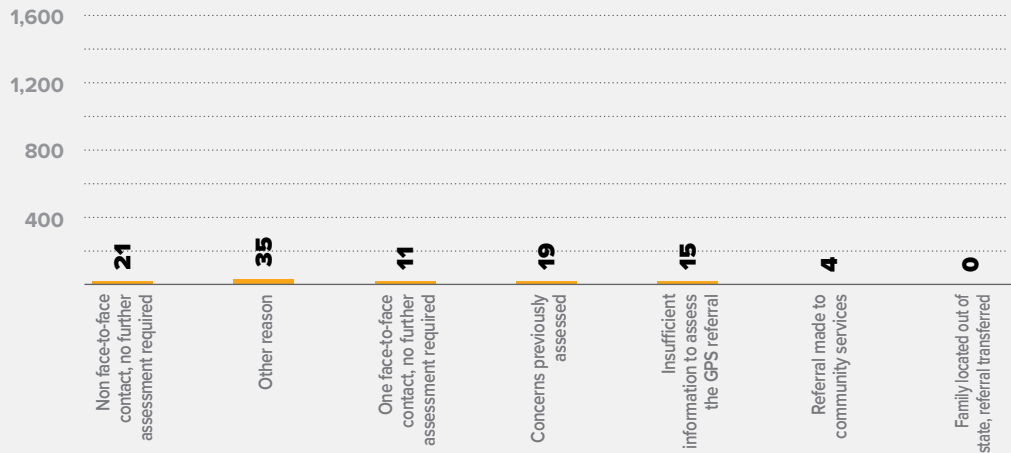
TOTAL REPORTS



NUMBER OF CHILDREN ASSESSED

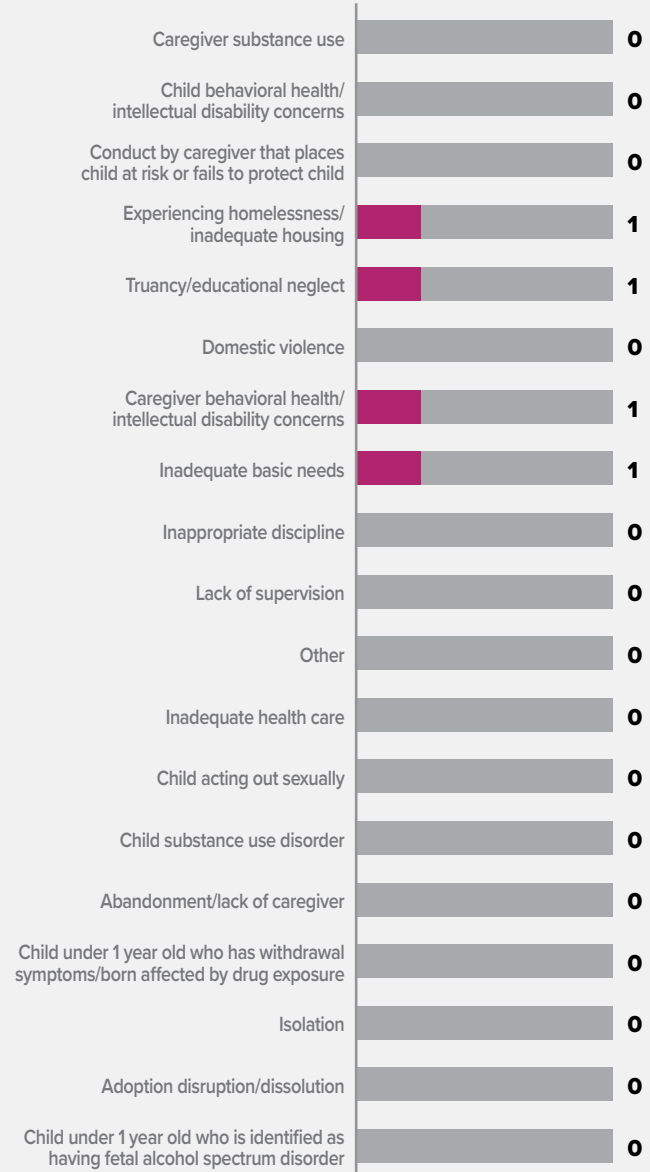


BREAKDOWN REPORTS SCREENED OUT BY REASON



VALID GPS CONCERNS BY TYPE

4
TOTAL CONCERNS



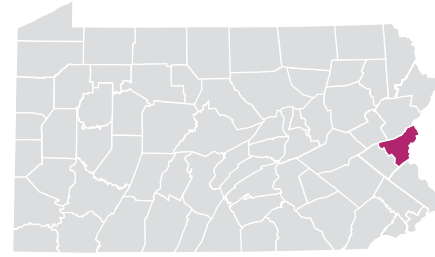
MONTOUR COUNTY

NOTE: A report may have more than one concern for each report; therefore, the total number of concerns will be greater than the total number of reports. In some reports, more than one child was assessed with valid concerns; therefore, the number of children assessed exceeds the number of valid assessed reports.

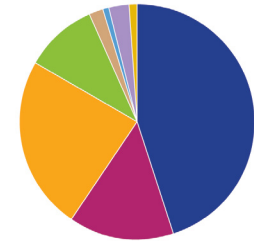


NORTHAMPTON COUNTY

URBAN // POPULATION • 311,359 / POPULATION UNDER 18 • 62,350



TYPES OF ALLEGATIONS SUBSTANTIATED REPORTS



109 TOTAL ALLEGATIONS

- 49** (45.0%) Sexual Abuse
- 16** (14.7%) Physical Abuse/Bodily Injury
- 26** (23.9%) Reasonable Likelihood of Bodily Injury
- 11** (10.1%) Serious Physical Neglect
- 2** (1.8%) Engaging in Per Se Acts
- 1** (0.9%) Likelihood of Sexual Abuse/Exploitation
- 3** (2.8%) Serious Mental Injury
- 1** (0.9%) Severe Form of Trafficking in Persons or Sex Trafficking
- 0** (0.0%) Munchausen Syndrome by Proxy/Medical Abuse

▲ NOTE: A report may have more than one allegation for each report; therefore, the total number of allegations will be greater than the total number of reports.

2022 REPORTS OF CHILD ABUSE

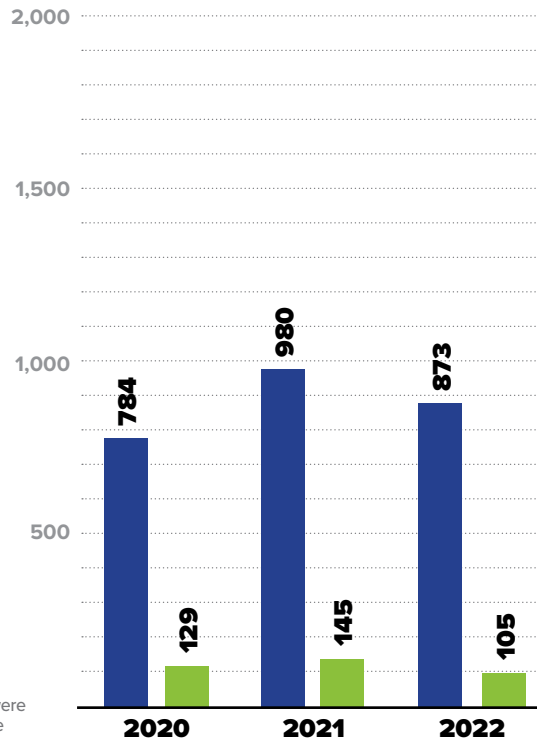
873

■ TOTAL REPORTS

105

■ SUBSTANTIATED REPORTS

▲ NOTE: CPS and GPS data reported were investigated and substantiated by the CCYA and may vary from statewide data which include both CCYA and OCFY Regional Office investigations.



▲ NOTE: 2021 totals above will not align with the 2021 totals in this same table in the 2021 report, as regional investigations were included for that year in error in the 2021 report.

SUBSTANTIATED REPORTS BY SEX OF VICTIM

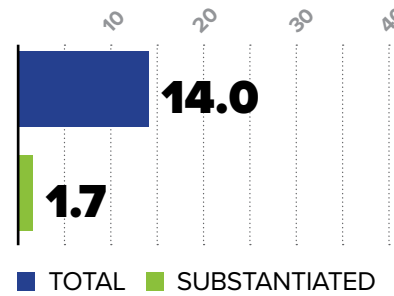
FEMALE

71
67.6%

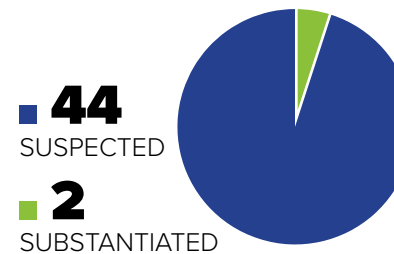
MALE

34
32.4%

CHILD ABUSE REPORTS PER 1,000 CHILDREN



CASES OF REPEAT ABUSE SUBSTANTIATED REPORTS



\$6,051,379

EXPENDITURES CHILD ABUSE INVESTIGATIONS AND GENERAL PROTECTIVE SERVICES ASSESSMENTS



2022 SUBSTANTIATED FATALITIES

1/60 MALE 1 FEMALE 0

2022 SUBSTANTIATED NEAR FATALITIES

2/138 MALE 1 FEMALE 1

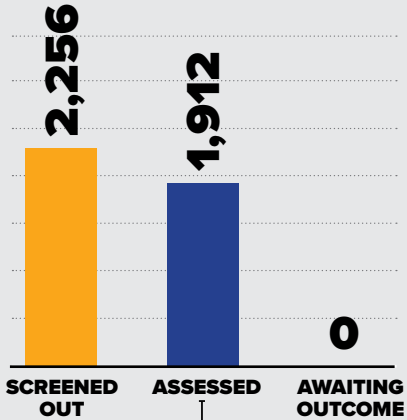


NOTE: A report may have more than one concern for each report; therefore, the total number of concerns will be greater than the total number of reports. In some reports, more than one child was assessed with valid concerns; therefore, the number of children assessed exceeds the number of valid assessed reports.

2022 REPORTS OF GENERAL PROTECTIVE SERVICES

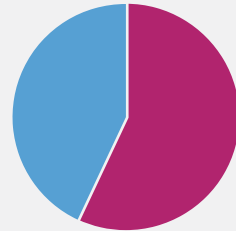
4,168

TOTAL REPORTS



BREAKDOWN VALID ASSESSED REPORTS

1,083



■ TOTAL
 ■ VALID
 ■ INVALID

NUMBER OF CHILDREN ASSESSED

2,878

TOTAL

1,586

VALID

CHILDREN ASSESSED PER 1,000 CHILDREN

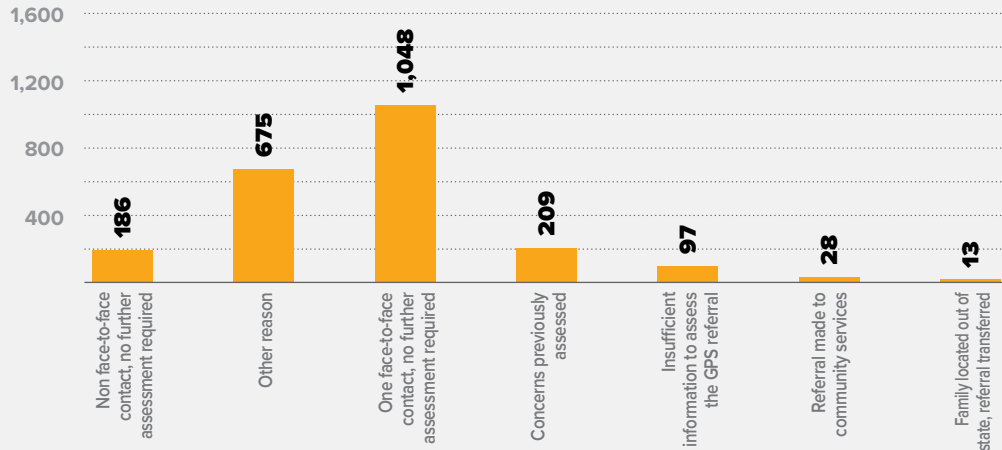
46.2

TOTAL

25.4

VALID

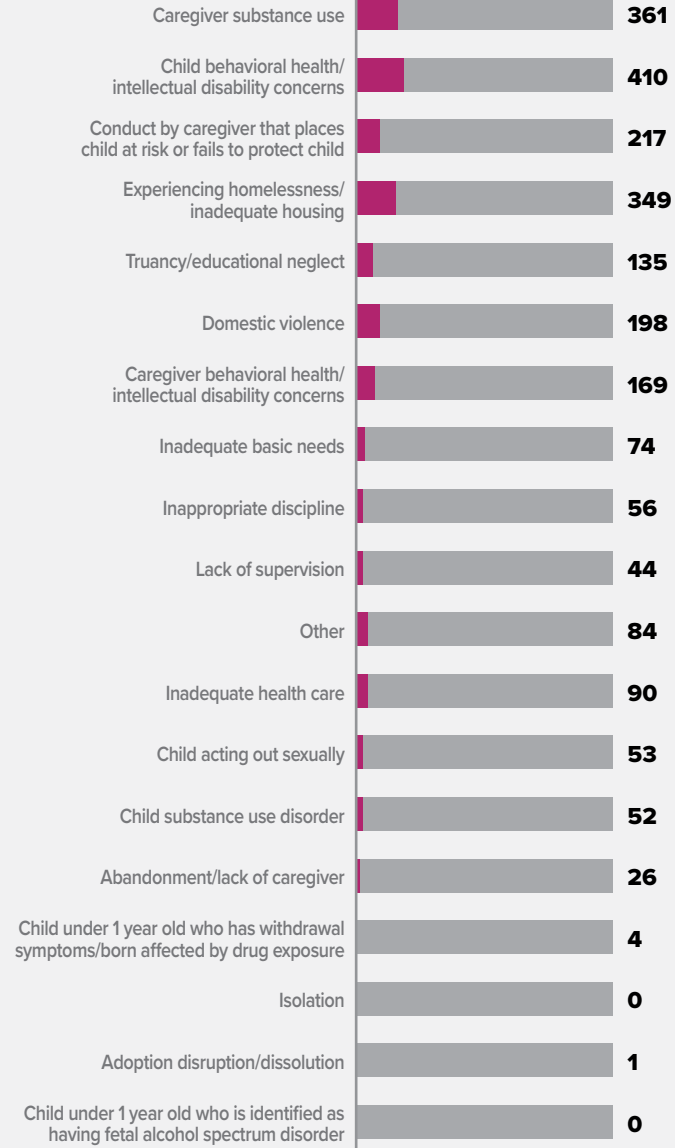
BREAKDOWN REPORTS SCREENED OUT BY REASON



VALID GPS CONCERNS BY TYPE

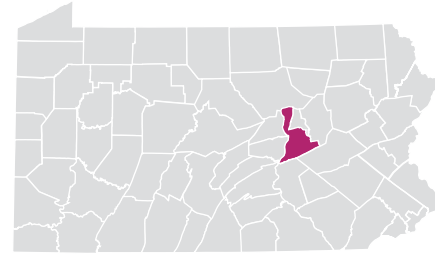
2,323

TOTAL CONCERNS

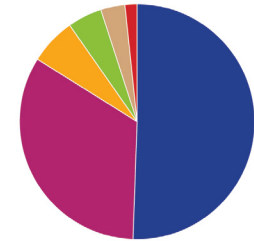


NORTHUMBERLAND COUNTY

RURAL // POPULATION • 91,853 / POPULATION UNDER 18 • 18,233



TYPES OF ALLEGATIONS SUBSTANTIATED REPORTS



63 TOTAL ALLEGATIONS

- 32** (50.8%) Sexual Abuse
- 21** (33.3%) Physical Abuse/Bodily Injury
- 4** (6.3%) Reasonable Likelihood of Bodily Injury
- 3** (4.8%) Serious Physical Neglect
- 2** (3.2%) Engaging in Per Se Acts
- 0** (0.0%) Likelihood of Sexual Abuse/Exploitation
- 0** (0.0%) Serious Mental Injury
- 0** (0.0%) Severe Form of Trafficking in Persons or Sex Trafficking
- 1** (1.6%) Munchausen Syndrome by Proxy/Medical Abuse

▲ NOTE: A report may have more than one allegation for each report; therefore, the total number of allegations will be greater than the total number of reports.

2022 REPORTS OF CHILD ABUSE

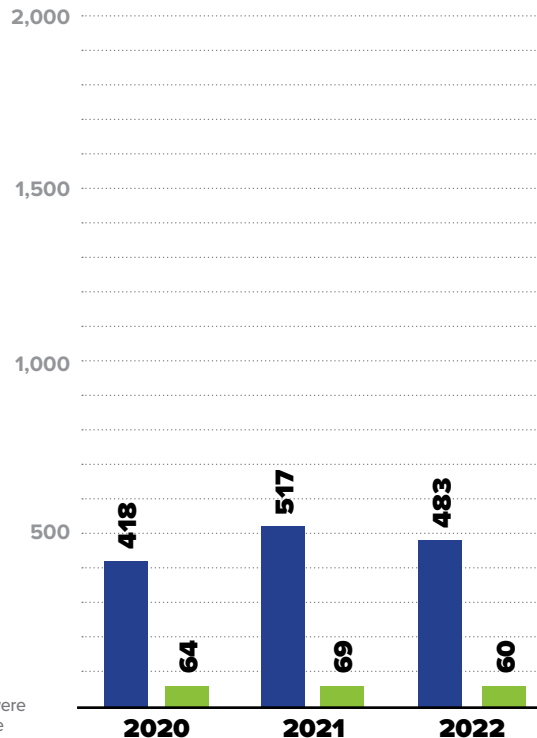
483

■ TOTAL REPORTS

60

■ SUBSTANTIATED REPORTS

▲ NOTE: CPS and GPS data reported were investigated and substantiated by the CCYA and may vary from statewide data which include both CCYA and OCFY Regional Office investigations.



▲ NOTE: 2021 totals above will not align with the 2021 totals in this same table in the 2021 report, as regional investigations were included for that year in error in the 2021 report.

SUBSTANTIATED REPORTS BY SEX OF VICTIM

FEMALE

40

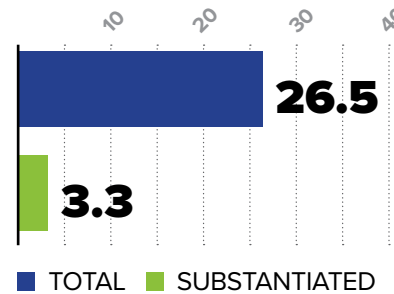
66.7%

MALE

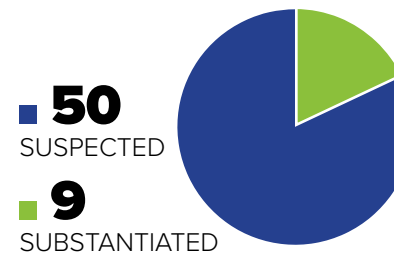
20

33.3%

CHILD ABUSE REPORTS PER 1,000 CHILDREN



CASES OF REPEAT ABUSE SUBSTANTIATED REPORTS



\$1,809,890

EXPENDITURES CHILD ABUSE INVESTIGATIONS AND GENERAL PROTECTIVE SERVICES ASSESSMENTS



2022 SUBSTANTIATED FATALITIES

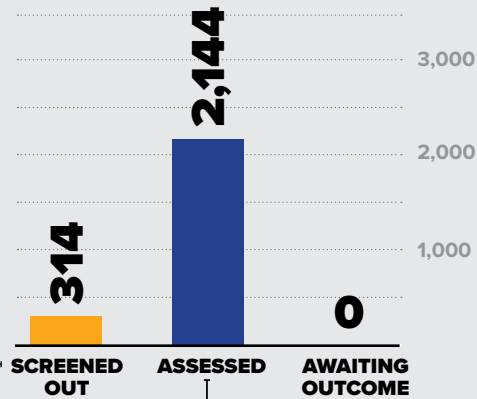
0/60 MALE FEMALE

2022 SUBSTANTIATED NEAR FATALITIES

0/138 MALE FEMALE

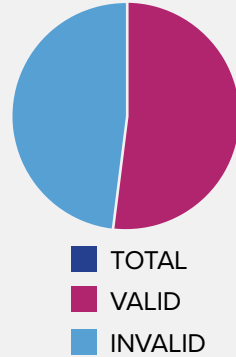
2022 REPORTS OF GENERAL PROTECTIVE SERVICES

2,458
TOTAL REPORTS



BREAKDOWN VALID ASSESSED REPORTS

1,105



NUMBER OF CHILDREN ASSESSED

3,382
TOTAL

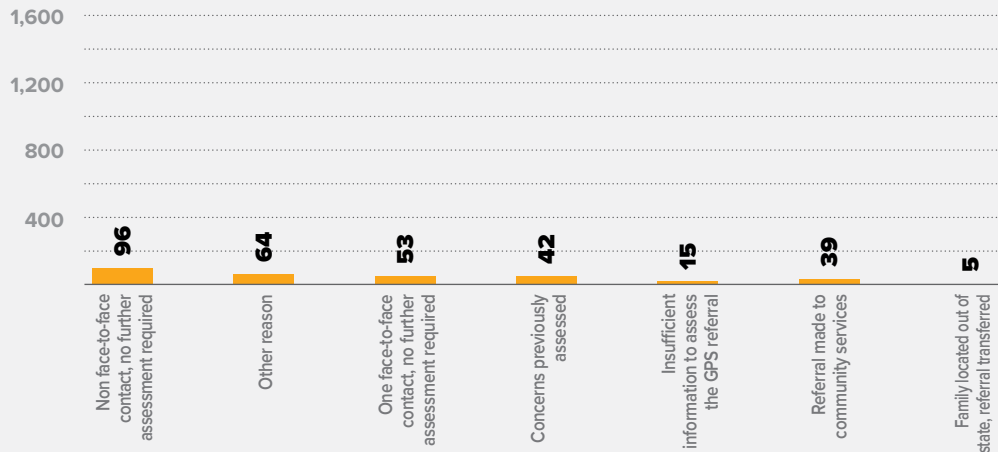
1,729
VALID

CHILDREN ASSESSED PER 1,000 CHILDREN

185.5
TOTAL

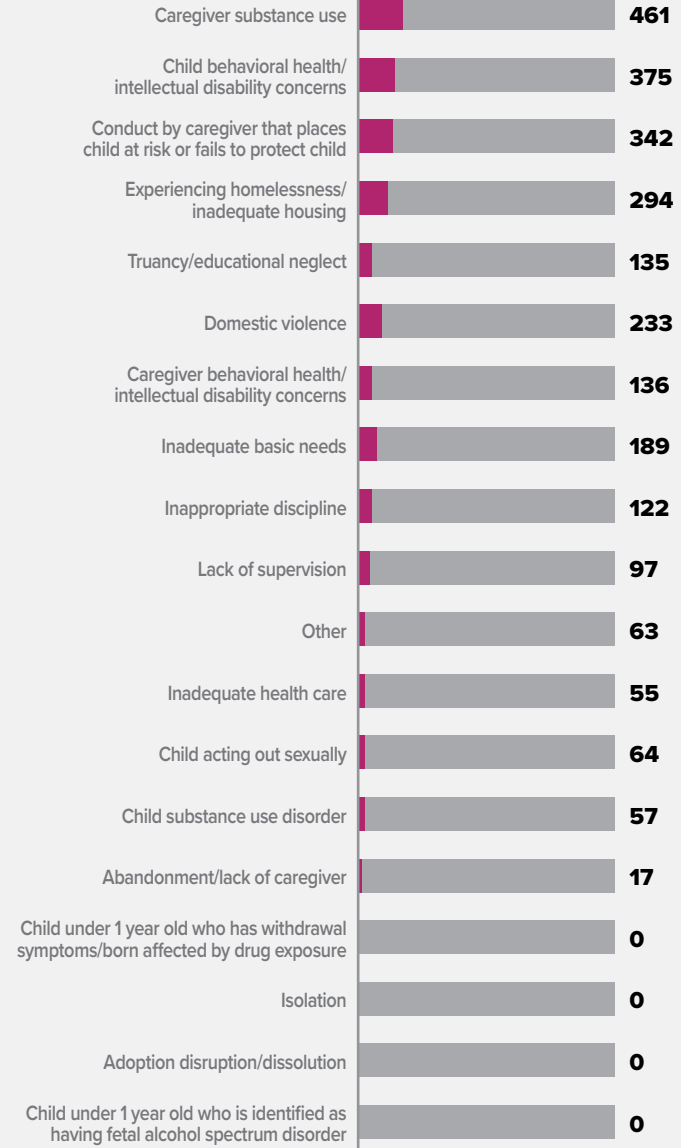
94.8
VALID

BREAKDOWN REPORTS SCREENED OUT BY REASON



VALID GPS CONCERNS BY TYPE

2,640
TOTAL CONCERNS



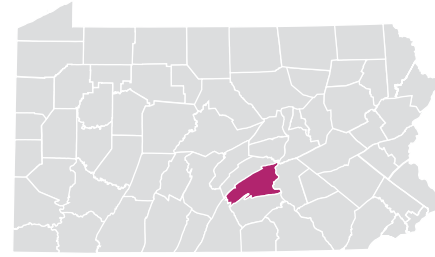
NORTHUMBERLAND COUNTY

NOTE: A report may have more than one concern for each report; therefore, the total number of concerns will be greater than the total number of reports. In some reports, more than one child was assessed with valid concerns; therefore, the number of children assessed exceeds the number of valid assessed reports.

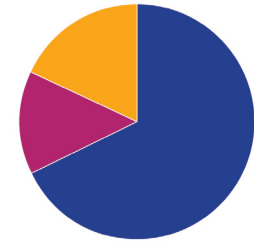


PERRY COUNTY

RURAL // POPULATION • 45,879 / POPULATION UNDER 18 • 9,871



TYPES OF ALLEGATIONS SUBSTANTIATED REPORTS



28 TOTAL ALLEGATIONS

- 19** (67.9%) Sexual Abuse
- 4** (14.3%) Physical Abuse/Bodily Injury
- 5** (17.9%) Reasonable Likelihood of Bodily Injury
- 0** (0.0%) Serious Physical Neglect
- 0** (0.0%) Engaging in Per Se Acts
- 0** (0.0%) Likelihood of Sexual Abuse/Exploitation
- 0** (0.0%) Serious Mental Injury
- 0** (0.0%) Severe Form of Trafficking in Persons or Sex Trafficking
- 0** (0.0%) Munchausen Syndrome by Proxy/Medical Abuse

▲ NOTE: A report may have more than one allegation for each report; therefore, the total number of allegations will be greater than the total number of reports.

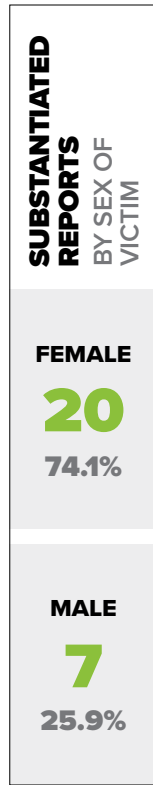
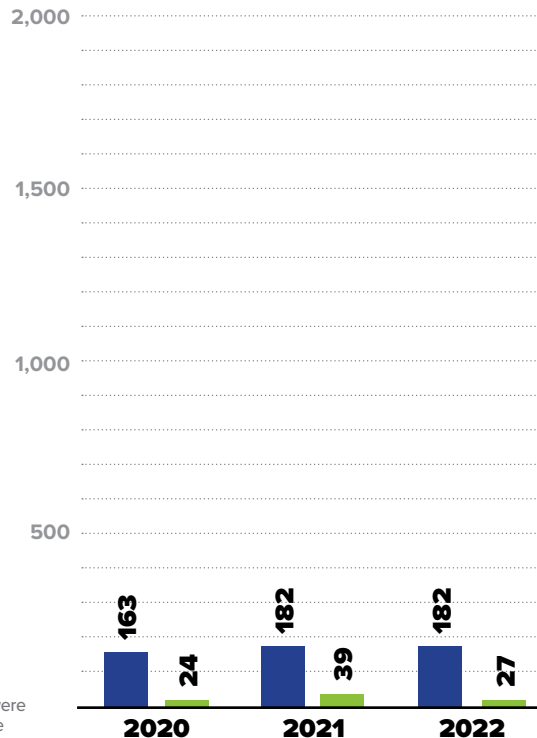
2022 REPORTS OF CHILD ABUSE

182

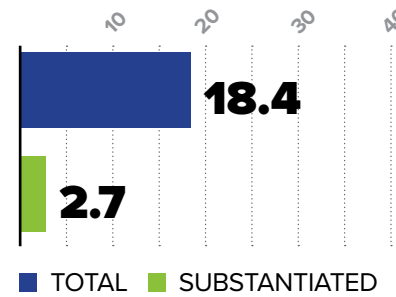
■ TOTAL REPORTS

27

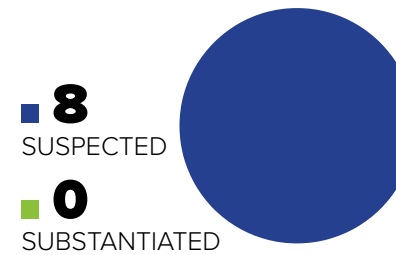
■ SUBSTANTIATED REPORTS



CHILD ABUSE REPORTS PER 1,000 CHILDREN



CASES OF REPEAT ABUSE SUBSTANTIATED REPORTS



▲ NOTE: CPS and GPS data reported were investigated and substantiated by the CCYA and may vary from statewide data which include both CCYA and OCYF Regional Office investigations.

▲ NOTE: 2021 totals above will not align with the 2021 totals in this same table in the 2021 report, as regional investigations were included for that year in error in the 2021 report.

\$973,608

EXPENDITURES CHILD ABUSE INVESTIGATIONS AND GENERAL PROTECTIVE SERVICES ASSESSMENTS



2022 SUBSTANTIATED FATALITIES

0/60 MALE FEMALE

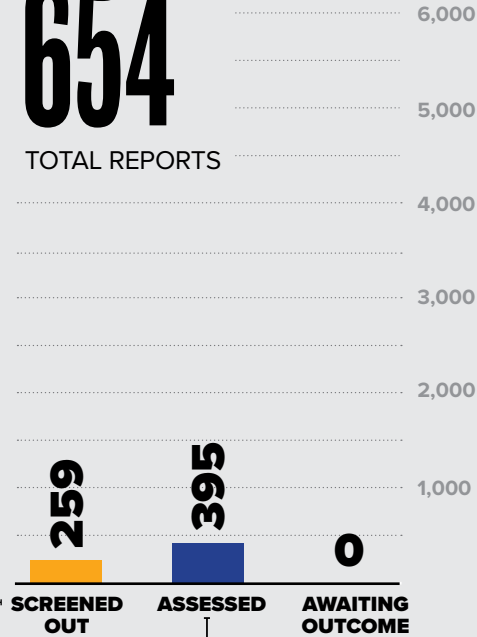
2022 SUBSTANTIATED NEAR FATALITIES

0/138 MALE FEMALE

2022 REPORTS OF GENERAL PROTECTIVE SERVICES

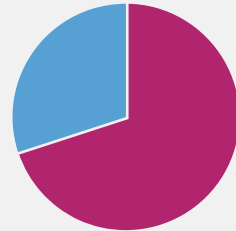
654

TOTAL REPORTS



BREAKDOWN VALID ASSESSED REPORTS

277



■ TOTAL
■ VALID
■ INVALID

NUMBER OF CHILDREN ASSESSED

587

TOTAL

375

VALID

CHILDREN ASSESSED PER 1,000 CHILDREN

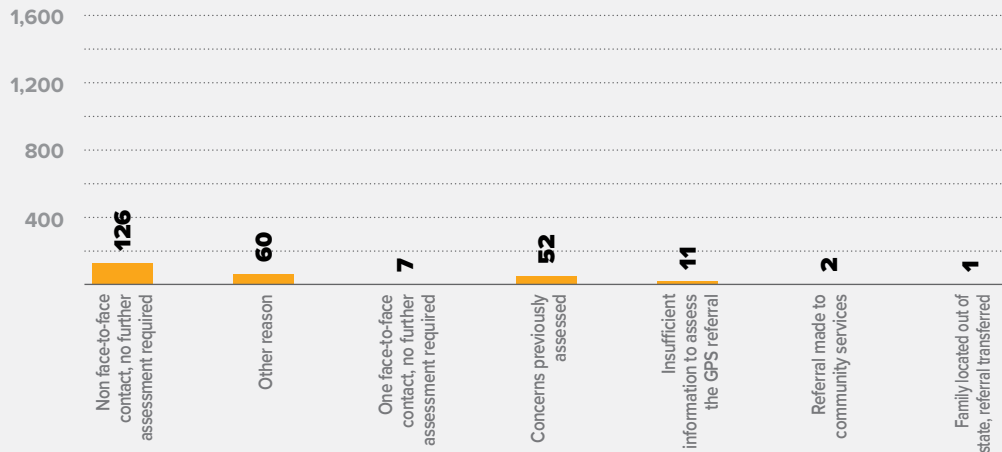
59.5

TOTAL

38.0

VALID

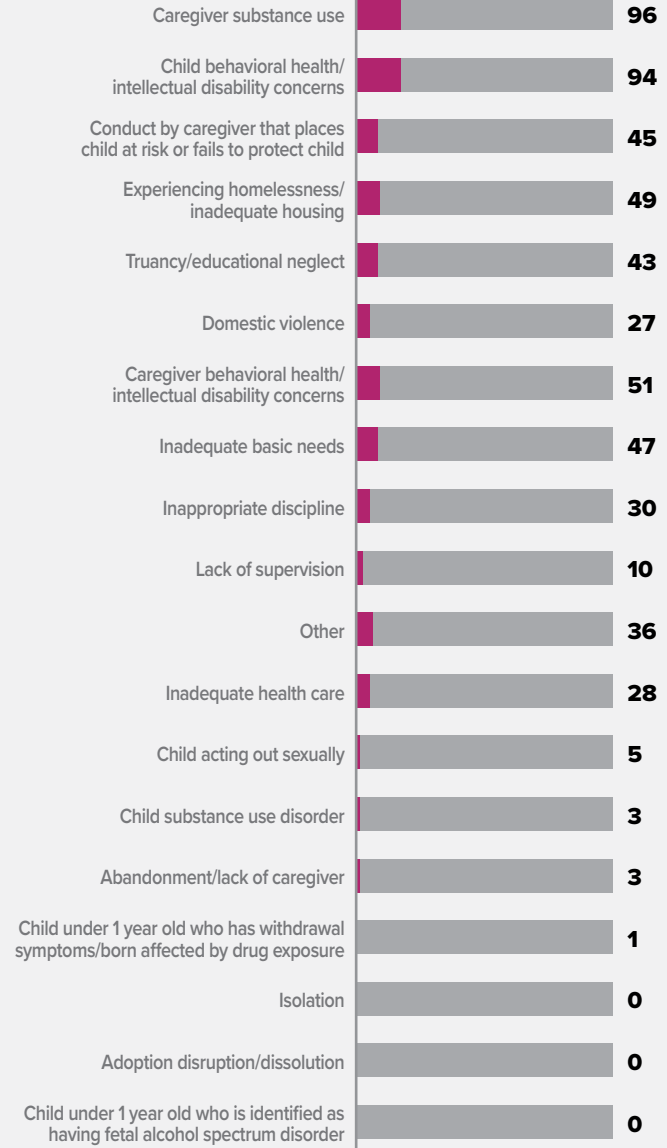
BREAKDOWN REPORTS SCREENED OUT BY REASON



VALID GPS CONCERNS BY TYPE

568

TOTAL CONCERNS



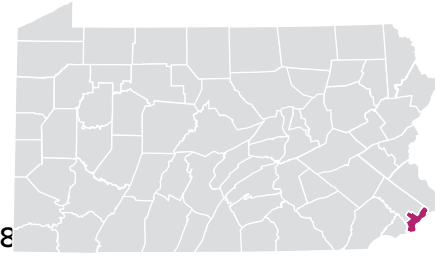
PERRY COUNTY

NOTE: A report may have more than one concern for each report; therefore, the total number of concerns will be greater than the total number of reports. In some reports, more than one child was assessed with valid concerns; therefore, the number of children assessed exceeds the number of valid assessed reports.

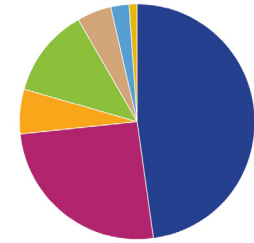


PHILADELPHIA COUNTY

URBAN // POPULATION • 1,596,865 / POPULATION UNDER 18 • 348,548



TYPES OF ALLEGATIONS SUBSTANTIATED REPORTS



752 TOTAL ALLEGATIONS

- 361** (48.0%) Sexual Abuse
- 192** (25.5%) Physical Abuse/Bodily Injury
- 45** (6.0%) Reasonable Likelihood of Bodily Injury
- 92** (12.2%) Serious Physical Neglect
- 37** (4.9%) Engaging in Per Se Acts
- 17** (2.3%) Likelihood of Sexual Abuse/Exploitation
- 0** (0.0%) Serious Mental Injury
- 8** (1.1%) Severe Form of Trafficking in Persons or Sex Trafficking
- 0** (0.0%) Munchausen Syndrome by Proxy/Medical Abuse

▲ NOTE: A report may have more than one allegation for each report; therefore, the total number of allegations will be greater than the total number of reports.

2022 REPORTS OF CHILD ABUSE

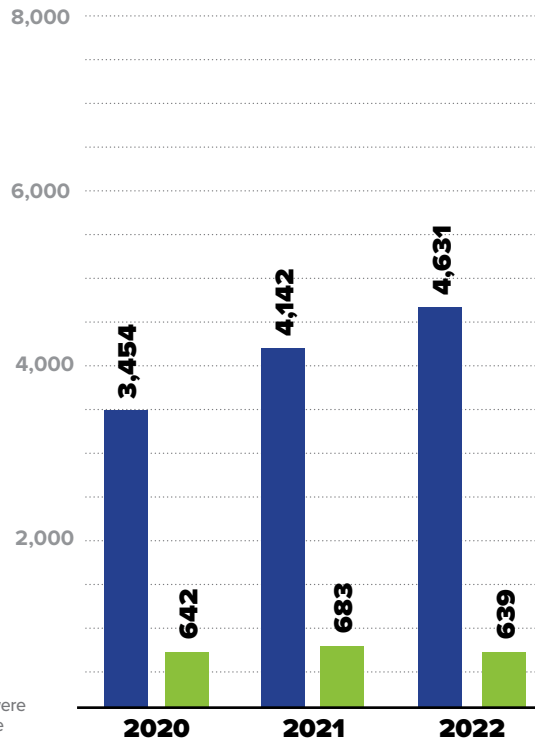
4,631

■ TOTAL REPORTS

639

■ SUBSTANTIATED REPORTS

▲ NOTE: CPS and GPS data reported were investigated and substantiated by the CCYA and may vary from statewide data which include both CCYA and OCYF Regional Office investigations.



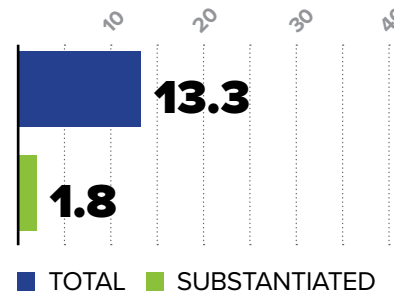
▲ NOTE: 2021 totals above will not align with the 2021 totals in this same table in the 2021 report, as regional investigations were included for that year in error in the 2021 report.

SUBSTANTIATED REPORTS BY SEX OF VICTIM

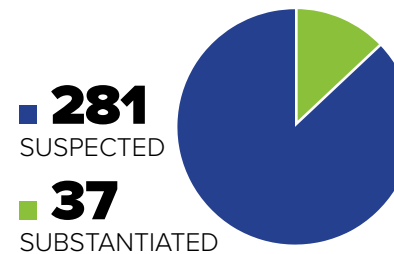
FEMALE
449
70.3%

MALE
190
29.7%

CHILD ABUSE REPORTS PER 1,000 CHILDREN



CASES OF REPEAT ABUSE SUBSTANTIATED REPORTS



\$26,695,069

EXPENDITURES CHILD ABUSE INVESTIGATIONS AND GENERAL PROTECTIVE SERVICES ASSESSMENTS



2022 SUBSTANTIATED FATALITIES

17/60 ▶ MALE **9** FEMALE **8**

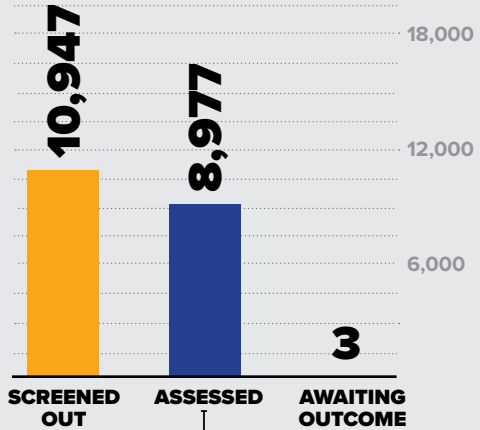
2022 SUBSTANTIATED NEAR FATALITIES

29/138 ▶ MALE **19** FEMALE **10**

2022 REPORTS OF GENERAL PROTECTIVE SERVICES

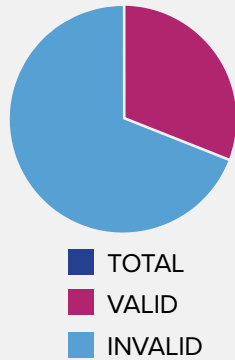
19,927

TOTAL REPORTS



BREAKDOWN VALID ASSESSED REPORTS

2,808



NUMBER OF CHILDREN ASSESSED

12,841

TOTAL

3,788

VALID

CHILDREN ASSESSED PER 1,000 CHILDREN

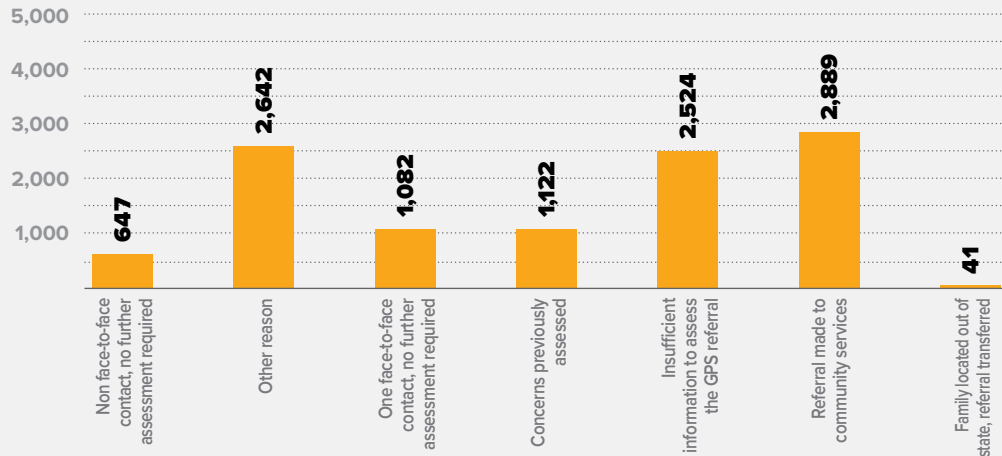
36.8

TOTAL

10.9

VALID

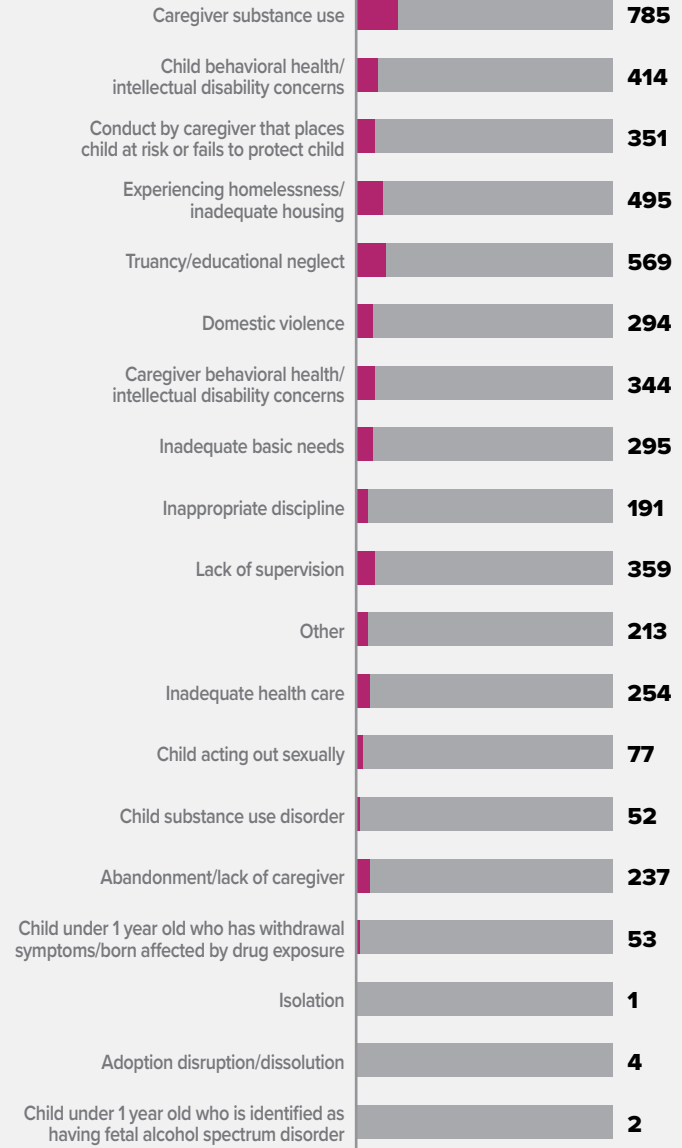
BREAKDOWN REPORTS SCREENED OUT BY REASON



VALID GPS CONCERNS BY TYPE

4,990

TOTAL CONCERNS



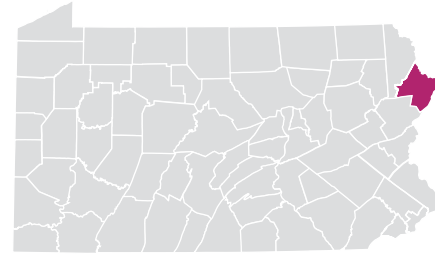
PHILADELPHIA COUNTY

NOTE: A report may have more than one concern for each report; therefore, the total number of concerns will be greater than the total number of reports. In some reports, more than one child was assessed with valid concerns; therefore, the number of children assessed exceeds the number of valid assessed reports.

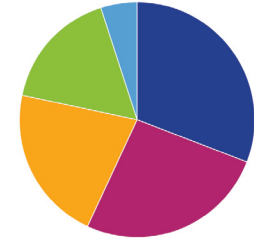


PIKE COUNTY

RURAL // POPULATION • 58,345 / POPULATION UNDER 18 • 10,377



TYPES OF ALLEGATIONS SUBSTANTIATED REPORTS



42 TOTAL ALLEGATIONS

- **13** (31.0%) Sexual Abuse
- **11** (26.2%) Physical Abuse/Bodily Injury
- **9** (21.4%) Reasonable Likelihood of Bodily Injury
- **7** (16.7%) Serious Physical Neglect
- **0** (0.0%) Engaging in Per Se Acts
- **2** (4.8%) Likelihood of Sexual Abuse/Exploitation
- **0** (0.0%) Serious Mental Injury
- **0** (0.0%) Severe Form of Trafficking in Persons or Sex Trafficking
- **0** (0.0%) Munchausen Syndrome by Proxy/Medical Abuse

▲ NOTE: A report may have more than one allegation for each report; therefore, the total number of allegations will be greater than the total number of reports.

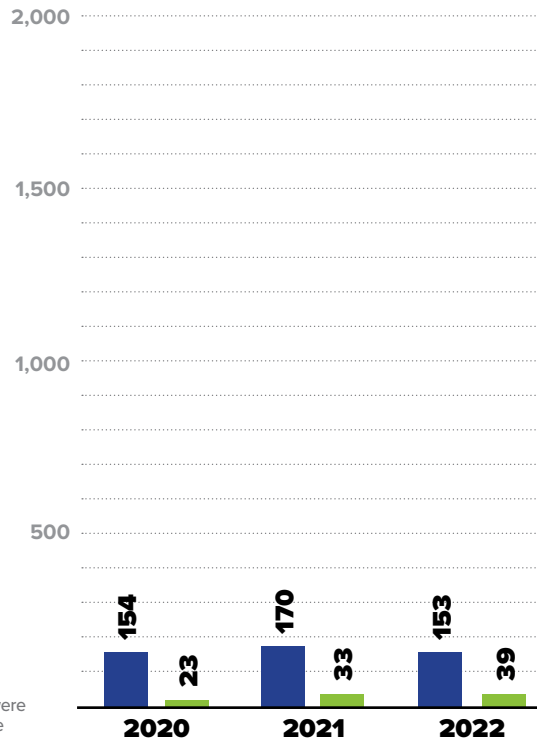
2022 REPORTS OF CHILD ABUSE

153

■ TOTAL REPORTS

39

■ SUBSTANTIATED REPORTS



▲ NOTE: 2021 totals above will not align with the 2021 totals in this same table in the 2021 report, as regional investigations were included for that year in error in the 2021 report.

SUBSTANTIATED REPORTS BY SEX OF VICTIM

FEMALE

22

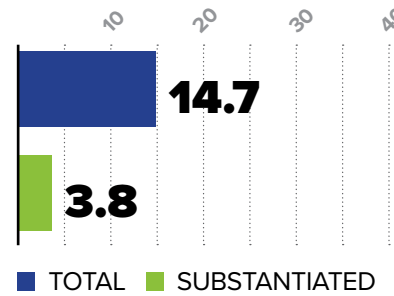
56.4%

MALE

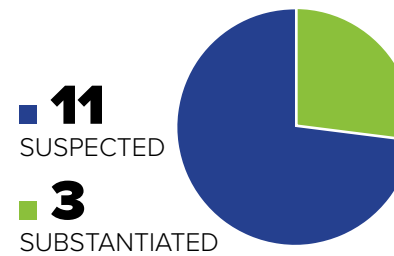
17

43.6%

CHILD ABUSE REPORTS PER 1,000 CHILDREN



CASES OF REPEAT ABUSE SUBSTANTIATED REPORTS



\$1,443,832

EXPENDITURES CHILD ABUSE INVESTIGATIONS AND GENERAL PROTECTIVE SERVICES ASSESSMENTS



2022 SUBSTANTIATED FATALITIES

0/60 MALE FEMALE

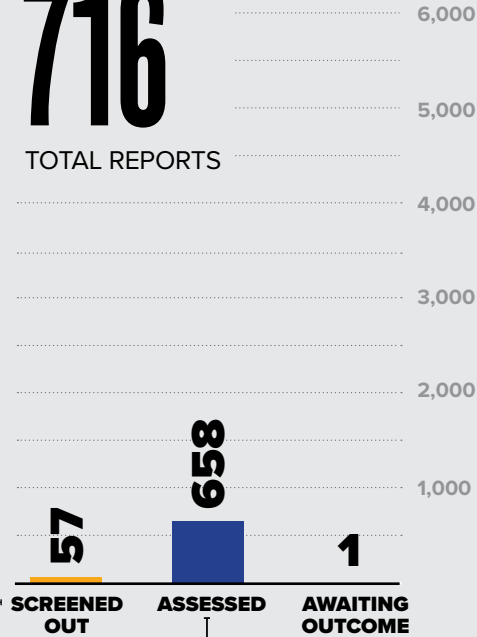
2022 SUBSTANTIATED NEAR FATALITIES

0/138 MALE FEMALE

2022 REPORTS OF GENERAL PROTECTIVE SERVICES

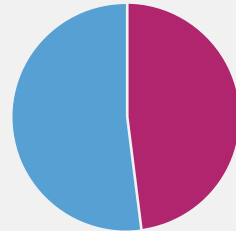
716

TOTAL REPORTS



BREAKDOWN VALID ASSESSED REPORTS

317



■ TOTAL
■ VALID
■ INVALID

NUMBER OF CHILDREN ASSESSED

890

TOTAL

437

VALID

CHILDREN ASSESSED PER 1,000 CHILDREN

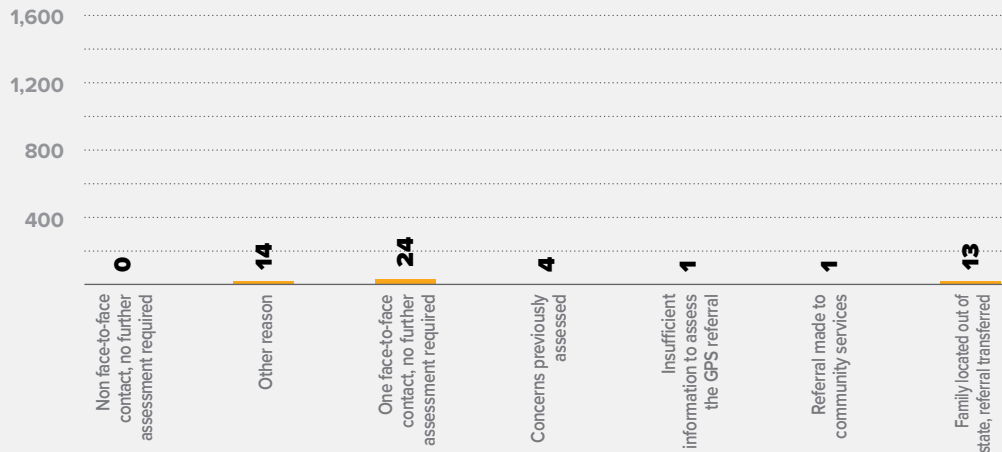
85.8

TOTAL

42.1

VALID

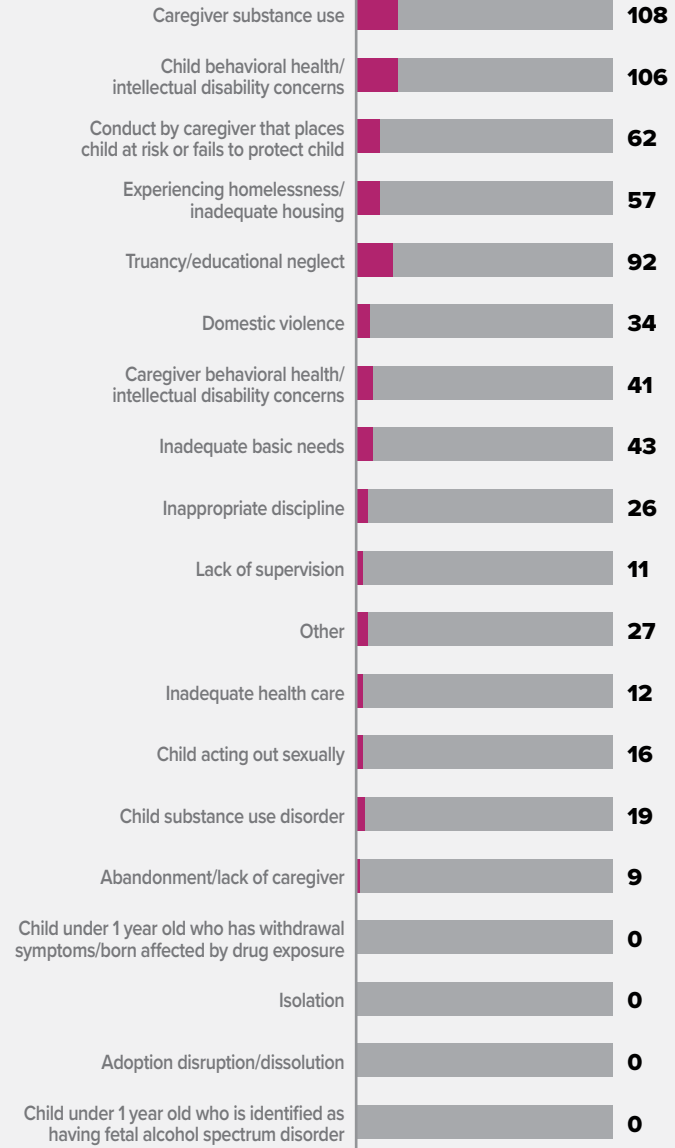
BREAKDOWN REPORTS SCREENED OUT BY REASON



VALID GPS CONCERNS BY TYPE

663

TOTAL CONCERNS



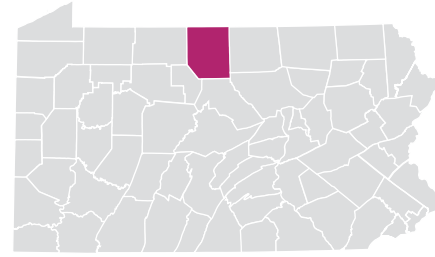
PIKE COUNTY

NOTE: A report may have more than one concern for each report; therefore, the total number of concerns will be greater than the total number of reports. In some reports, more than one child was assessed with valid concerns; therefore, the number of children assessed exceeds the number of valid assessed reports.

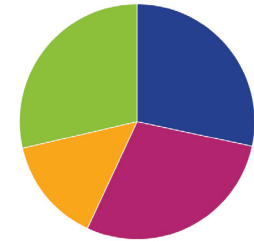


POTTER COUNTY

RURAL // POPULATION • 16,478 / POPULATION UNDER 18 • 3,416



TYPES OF ALLEGATIONS SUBSTANTIATED REPORTS



7 TOTAL ALLEGATIONS

- **2** (28.6%) Sexual Abuse
- **2** (28.6%) Physical Abuse/Bodily Injury
- **1** (14.3%) Reasonable Likelihood of Bodily Injury
- **2** (28.6%) Serious Physical Neglect
- **0** (0.0%) Engaging in Per Se Acts
- **0** (0.0%) Likelihood of Sexual Abuse/Exploitation
- **0** (0.0%) Serious Mental Injury
- **0** (0.0%) Severe Form of Trafficking in Persons or Sex Trafficking
- **0** (0.0%) Munchausen Syndrome by Proxy/Medical Abuse

▲ NOTE: A report may have more than one allegation for each report; therefore, the total number of allegations will be greater than the total number of reports.

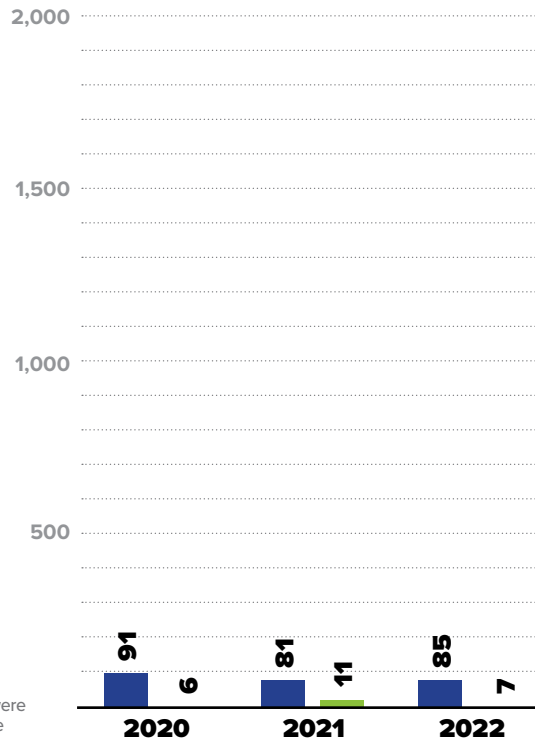
2022 REPORTS OF CHILD ABUSE

85

■ TOTAL REPORTS

7

■ SUBSTANTIATED REPORTS



▲ NOTE: CPS and GPS data reported were investigated and substantiated by the CCYA and may vary from statewide data which include both CCYA and OCYF Regional Office investigations.

▲ NOTE: 2021 totals above will not align with the 2021 totals in this same table in the 2021 report, as regional investigations were included for that year in error in the 2021 report.

SUBSTANTIATED REPORTS BY SEX OF VICTIM

FEMALE

3

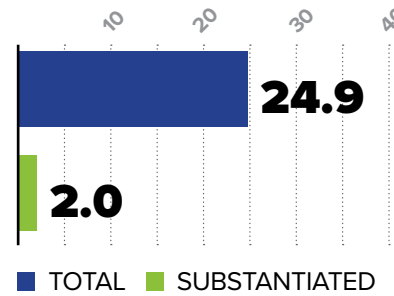
42.9%

MALE

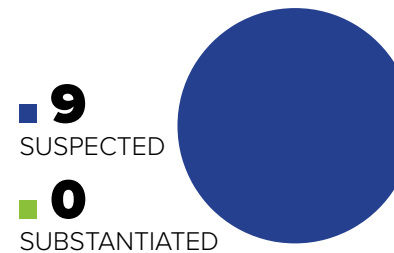
4

57.1%

CHILD ABUSE REPORTS PER 1,000 CHILDREN



CASES OF REPEAT ABUSE SUBSTANTIATED REPORTS



\$553,682

EXPENDITURES CHILD ABUSE INVESTIGATIONS AND GENERAL PROTECTIVE SERVICES ASSESSMENTS



2022 SUBSTANTIATED FATALITIES

0/60 MALE FEMALE

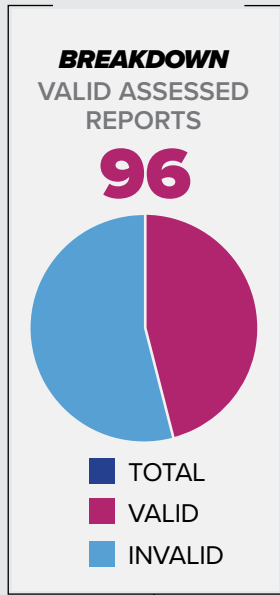
2022 SUBSTANTIATED NEAR FATALITIES

0/138 MALE FEMALE

2022 REPORTS OF GENERAL PROTECTIVE SERVICES

261

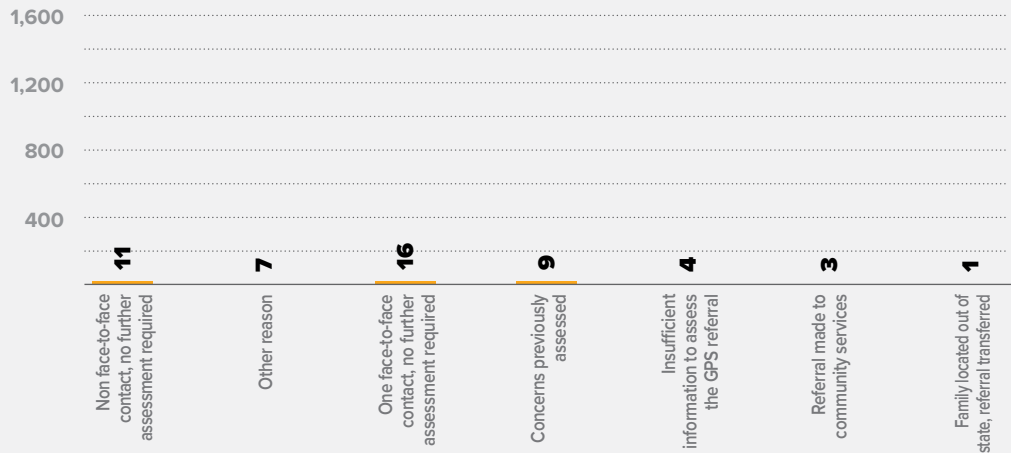
TOTAL REPORTS



NUMBER OF CHILDREN ASSESSED



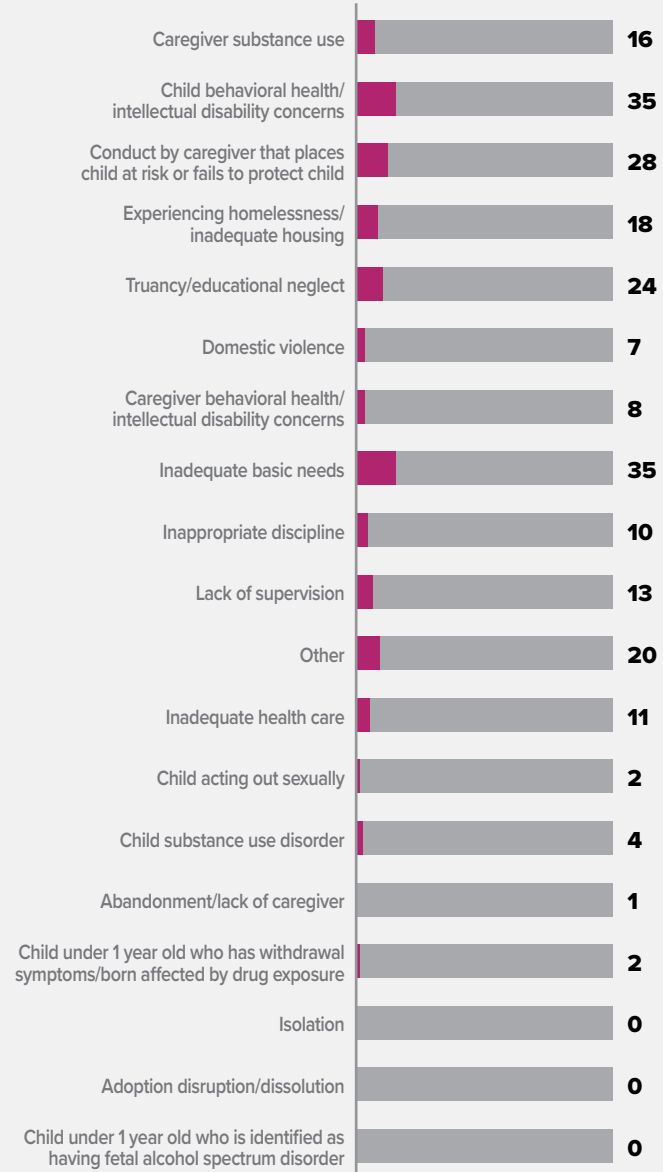
BREAKDOWN REPORTS SCREENED OUT BY REASON



VALID GPS CONCERNS BY TYPE

234

TOTAL CONCERNS



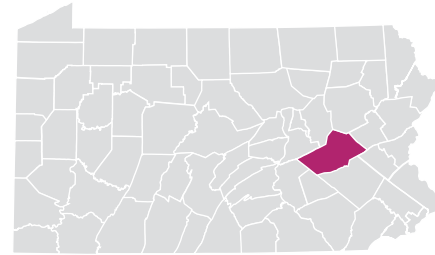
POTTER COUNTY

NOTE: A report may have more than one concern for each report; therefore, the total number of concerns will be greater than the total number of reports. In some reports, more than one child was assessed with valid concerns; therefore, the number of children assessed exceeds the number of valid assessed reports.

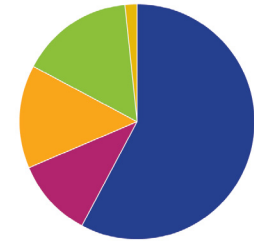


SCHUYLKILL COUNTY

RURAL // POPULATION • 143,308 / POPULATION UNDER 18 • 28,655



TYPES OF ALLEGATIONS SUBSTANTIATED REPORTS



64 TOTAL ALLEGATIONS

- 37** (57.8%) Sexual Abuse
- 7** (10.9%) Physical Abuse/Bodily Injury
- 9** (14.1%) Reasonable Likelihood of Bodily Injury
- 10** (15.6%) Serious Physical Neglect
- 0** (0.0%) Engaging in Per Se Acts
- 0** (0.0%) Likelihood of Sexual Abuse/Exploitation
- 0** (0.0%) Serious Mental Injury
- 1** (1.6%) Severe Form of Trafficking in Persons or Sex Trafficking
- 0** (0.0%) Munchausen Syndrome by Proxy/Medical Abuse

▲ NOTE: A report may have more than one allegation for each report; therefore, the total number of allegations will be greater than the total number of reports.

2022 REPORTS OF CHILD ABUSE

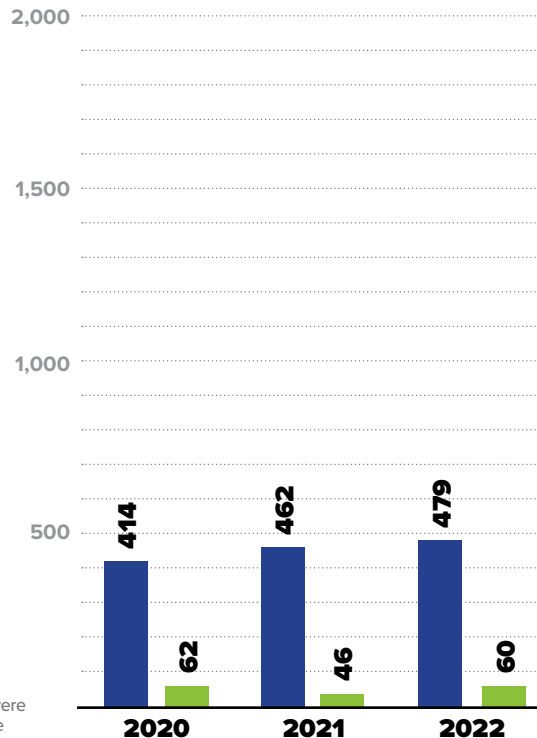
479

■ TOTAL REPORTS

60

■ SUBSTANTIATED REPORTS

▲ NOTE: CPS and GPS data reported were investigated and substantiated by the CCYA and may vary from statewide data which include both CCYA and OCYF Regional Office investigations.



▲ NOTE: 2021 totals above will not align with the 2021 totals in this same table in the 2021 report, as regional investigations were included for that year in error in the 2021 report.

SUBSTANTIATED REPORTS BY SEX OF VICTIM

FEMALE

38

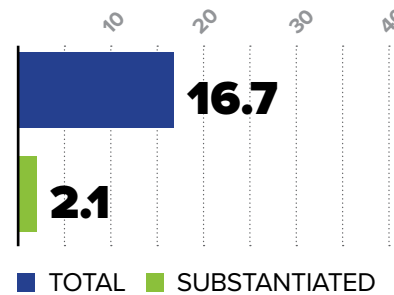
63.3%

MALE

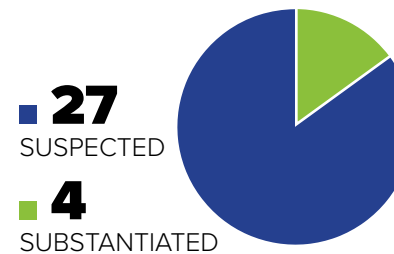
22

36.7%

CHILD ABUSE REPORTS PER 1,000 CHILDREN




CASES OF REPEAT ABUSE SUBSTANTIATED REPORTS



\$3,414,824

EXPENDITURES CHILD ABUSE INVESTIGATIONS AND GENERAL PROTECTIVE SERVICES ASSESSMENTS



2022 SUBSTANTIATED FATALITIES

1/60 MALE 1 FEMALE 0

2022 SUBSTANTIATED NEAR FATALITIES

2/138 MALE 0 FEMALE 2

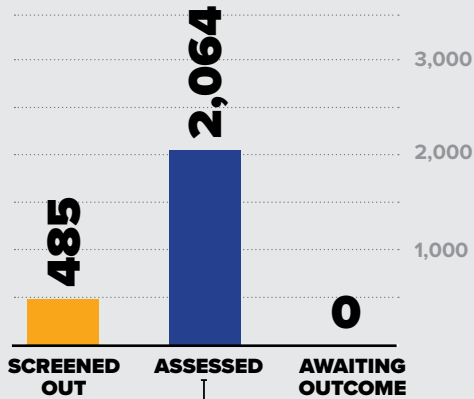


NOTE: A report may have more than one concern for each report; therefore, the total number of concerns will be greater than the total number of reports. In some reports, more than one child was assessed with valid concerns; therefore, the number of children assessed exceeds the number of valid assessed reports.

2022 REPORTS OF GENERAL PROTECTIVE SERVICES

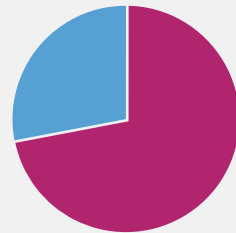
2,549

TOTAL REPORTS



BREAKDOWN VALID ASSESSED REPORTS

1,489



■ TOTAL
 ■ VALID
 ■ INVALID

NUMBER OF CHILDREN ASSESSED

2,880

TOTAL

2,045

VALID

CHILDREN ASSESSED PER 1,000 CHILDREN

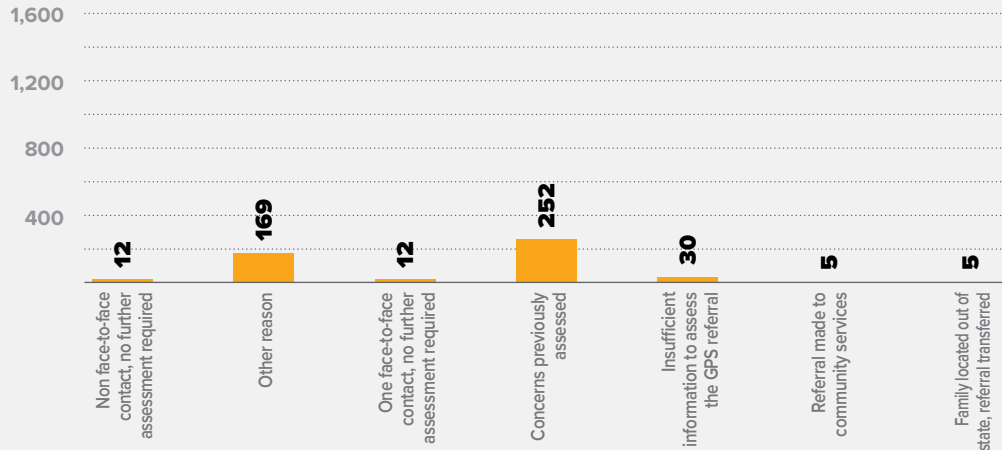
100.5

TOTAL

71.4

VALID

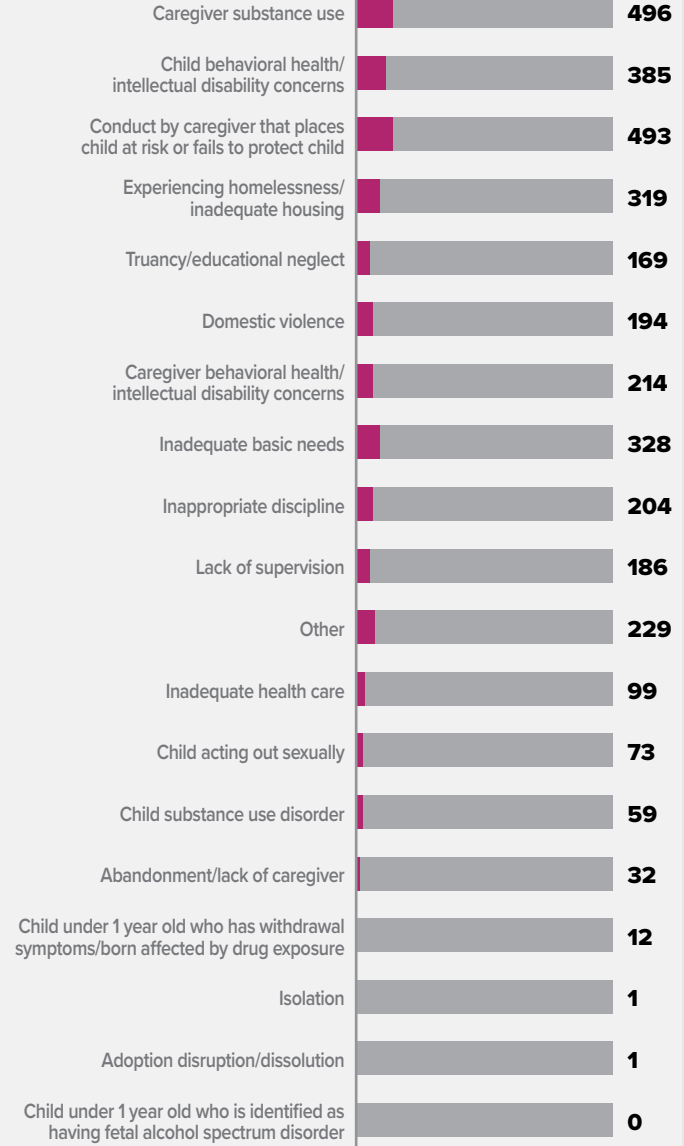
BREAKDOWN REPORTS SCREENED OUT BY REASON



VALID GPS CONCERNS BY TYPE

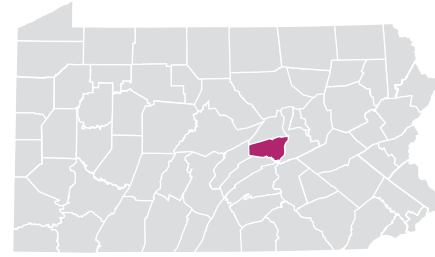
3,494

TOTAL CONCERNS

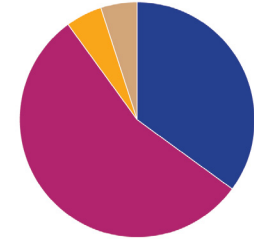


SNYDER COUNTY

RURAL // POPULATION • 39,877 / POPULATION UNDER 18 • 8,361



TYPES OF ALLEGATIONS SUBSTANTIATED REPORTS



20 TOTAL ALLEGATIONS

- **7** (35.0%) Sexual Abuse
- **11** (55.0%) Physical Abuse/Bodily Injury
- **1** (5.0%) Reasonable Likelihood of Bodily Injury
- **0** (0.0%) Serious Physical Neglect
- **1** (5.0%) Engaging in Per Se Acts
- **0** (0.0%) Likelihood of Sexual Abuse/Exploitation
- **0** (0.0%) Serious Mental Injury
- **0** (0.0%) Severe Form of Trafficking in Persons or Sex Trafficking
- **0** (0.0%) Munchausen Syndrome by Proxy/Medical Abuse

▲ NOTE: A report may have more than one allegation for each report; therefore, the total number of allegations will be greater than the total number of reports.

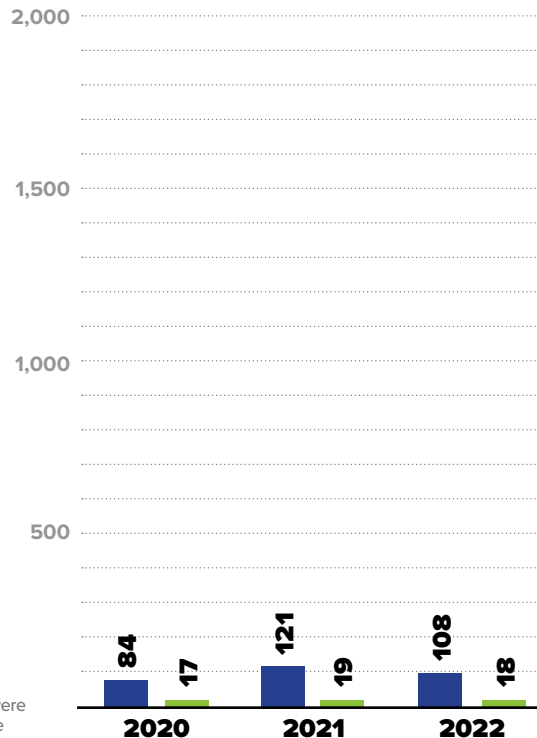
2022 REPORTS OF CHILD ABUSE

108

■ TOTAL REPORTS

18

■ SUBSTANTIATED REPORTS



▲ NOTE: CPS and GPS data reported were investigated and substantiated by the CCYA and may vary from statewide data which include both CCYA and OCYF Regional Office investigations.

▲ NOTE: 2021 totals above will not align with the 2021 totals in this same table in the 2021 report, as regional investigations were included for that year in error in the 2021 report.

SUBSTANTIATED REPORTS BY SEX OF VICTIM

FEMALE

13

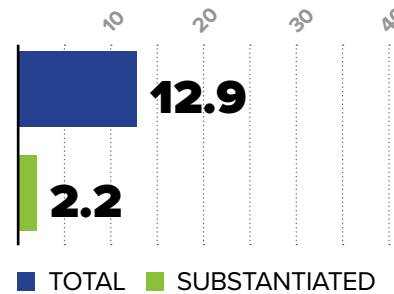
72.2%

MALE

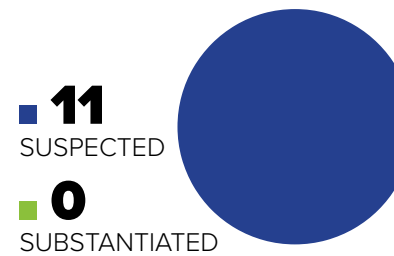
5

27.8%

CHILD ABUSE REPORTS PER 1,000 CHILDREN



CASES OF REPEAT ABUSE SUBSTANTIATED REPORTS



\$747,327

EXPENDITURES CHILD ABUSE INVESTIGATIONS AND GENERAL PROTECTIVE SERVICES ASSESSMENTS



2022 SUBSTANTIATED FATALITIES

0/60 MALE FEMALE


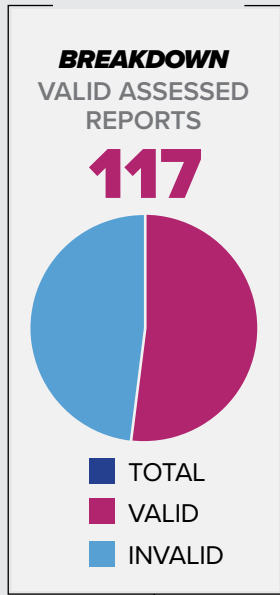

2022 SUBSTANTIATED NEAR FATALITIES

0/138 MALE FEMALE

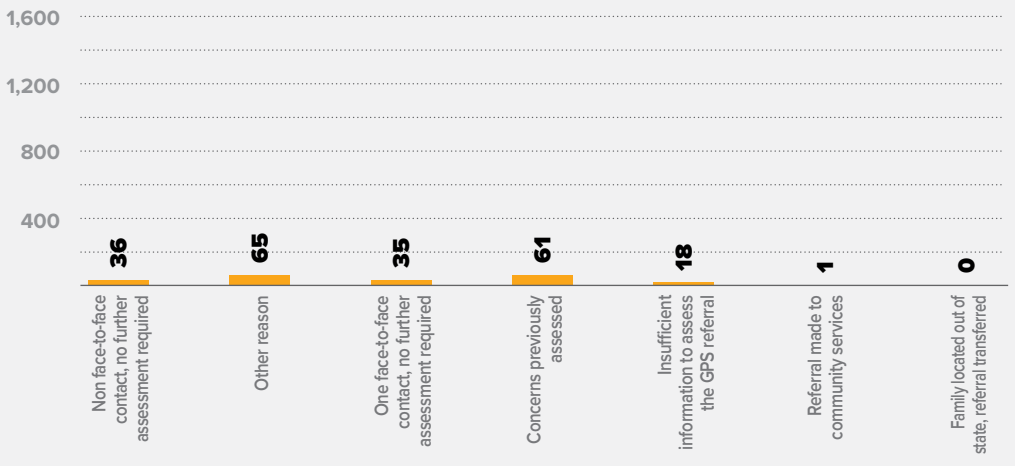
2022 REPORTS OF GENERAL PROTECTIVE SERVICES

441

TOTAL REPORTS



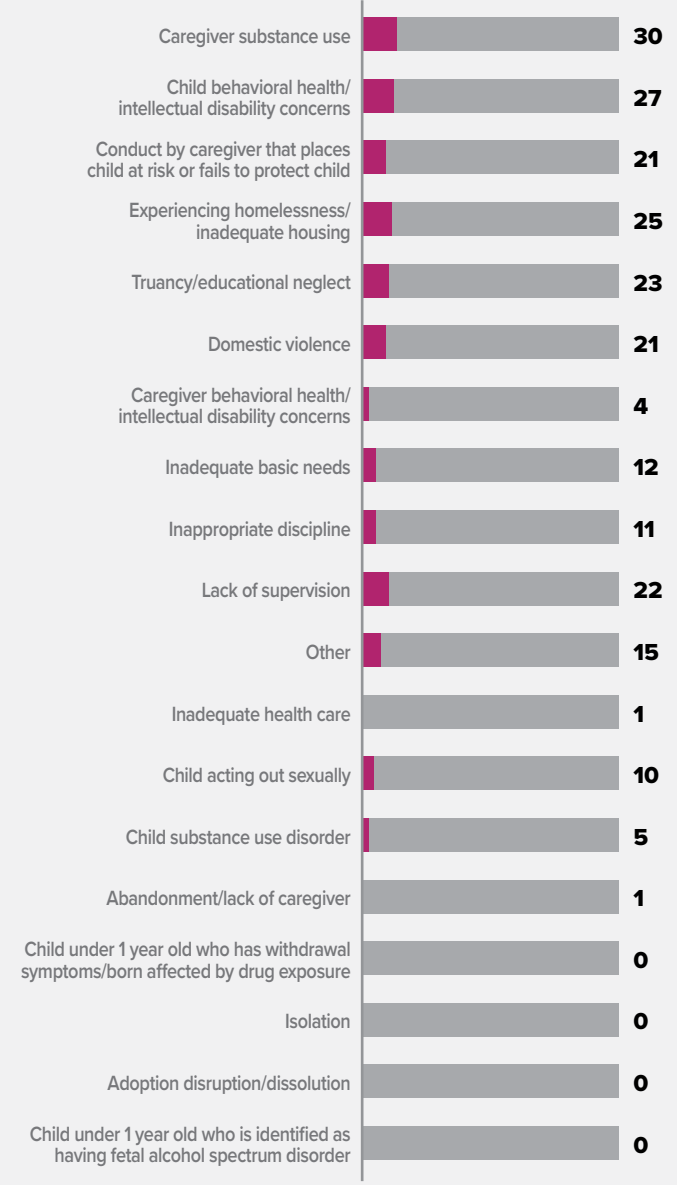
BREAKDOWN REPORTS SCREENED OUT BY REASON



VALID GPS CONCERNS BY TYPE

228

TOTAL CONCERNS

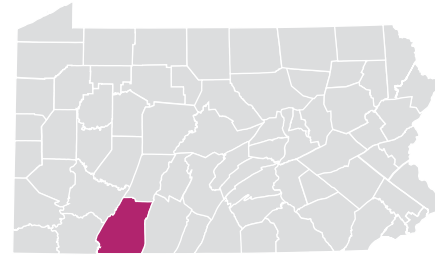


SNYDER COUNTY

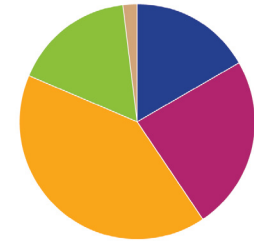
NOTE: A report may have more than one concern for each report; therefore, the total number of concerns will be greater than the total number of reports. In some reports, more than one child was assessed with valid concerns; therefore, the number of children assessed exceeds the number of valid assessed reports.

SOMERSET COUNTY

RURAL // POPULATION • 74,331 / POPULATION UNDER 18 • 13,534



TYPES OF ALLEGATIONS SUBSTANTIATED REPORTS



54 TOTAL ALLEGATIONS

- **9** (16.7%) Sexual Abuse
- **13** (24.1%) Physical Abuse/Bodily Injury
- **22** (40.7%) Reasonable Likelihood of Bodily Injury
- **9** (16.7%) Serious Physical Neglect
- **1** (1.9%) Engaging in Per Se Acts
- **0** (0.0%) Likelihood of Sexual Abuse/Exploitation
- **0** (0.0%) Serious Mental Injury
- **0** (0.0%) Severe Form of Trafficking in Persons or Sex Trafficking
- **0** (0.0%) Munchausen Syndrome by Proxy/Medical Abuse

▲ NOTE: A report may have more than one allegation for each report; therefore, the total number of allegations will be greater than the total number of reports.

2022 REPORTS OF CHILD ABUSE

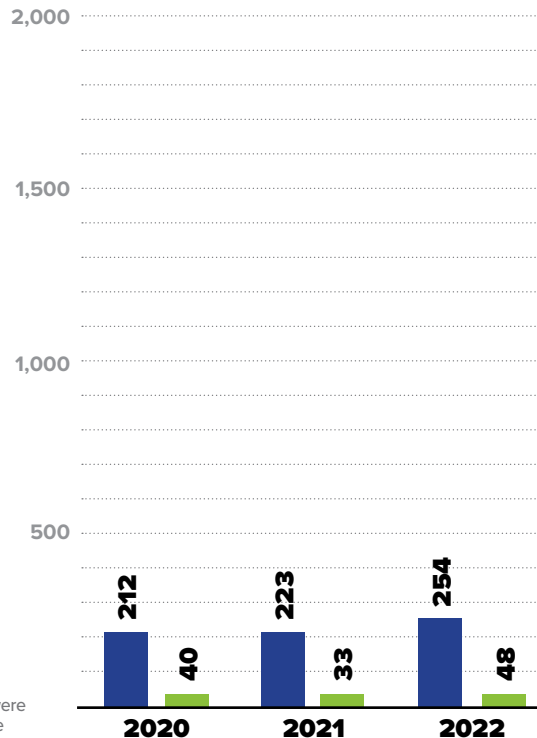
254

■ TOTAL REPORTS

48

■ SUBSTANTIATED REPORTS

▲ NOTE: CPS and GPS data reported were investigated and substantiated by the CCYA and may vary from statewide data which include both CCYA and OCYF Regional Office investigations.



▲ NOTE: 2021 totals above will not align with the 2021 totals in this same table in the 2021 report, as regional investigations were included for that year in error in the 2021 report.

SUBSTANTIATED REPORTS BY SEX OF VICTIM

FEMALE

21

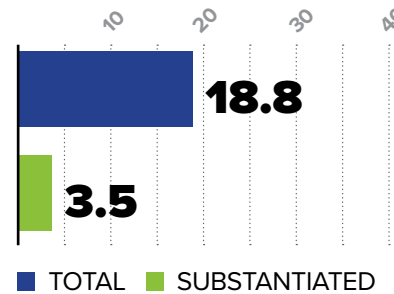
43.8%

MALE

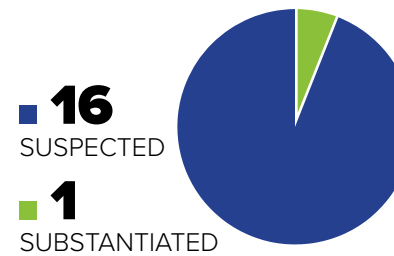
27

56.3%

CHILD ABUSE REPORTS PER 1,000 CHILDREN




CASES OF REPEAT ABUSE SUBSTANTIATED REPORTS



\$1,274,801

EXPENDITURES CHILD ABUSE INVESTIGATIONS AND GENERAL PROTECTIVE SERVICES ASSESSMENTS



2022 SUBSTANTIATED FATALITIES

0/60 MALE FEMALE

2022 SUBSTANTIATED NEAR FATALITIES

1/138 MALE FEMALE

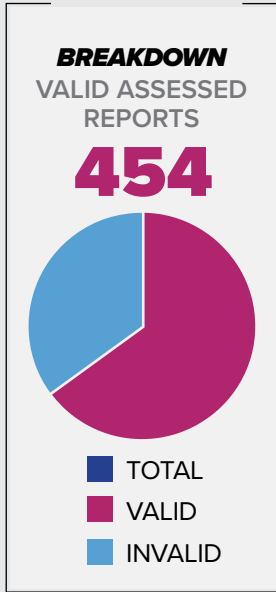
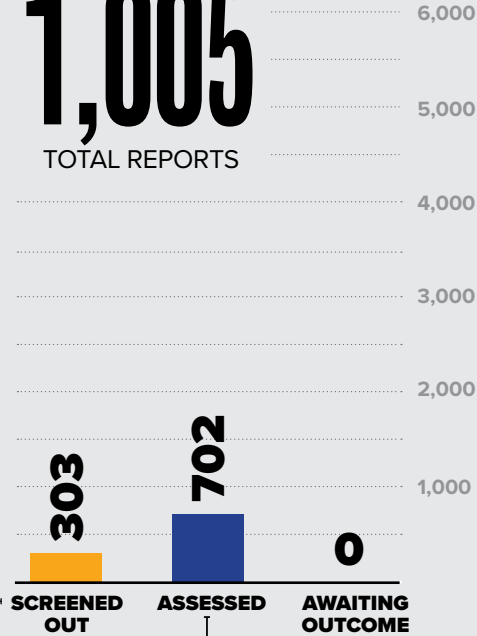


NOTE: A report may have more than one concern for each report; therefore, the total number of concerns will be greater than the total number of reports. In some reports, more than one child was assessed with valid concerns; therefore, the number of children assessed exceeds the number of valid assessed reports.

2022 REPORTS OF GENERAL PROTECTIVE SERVICES

1,005

TOTAL REPORTS



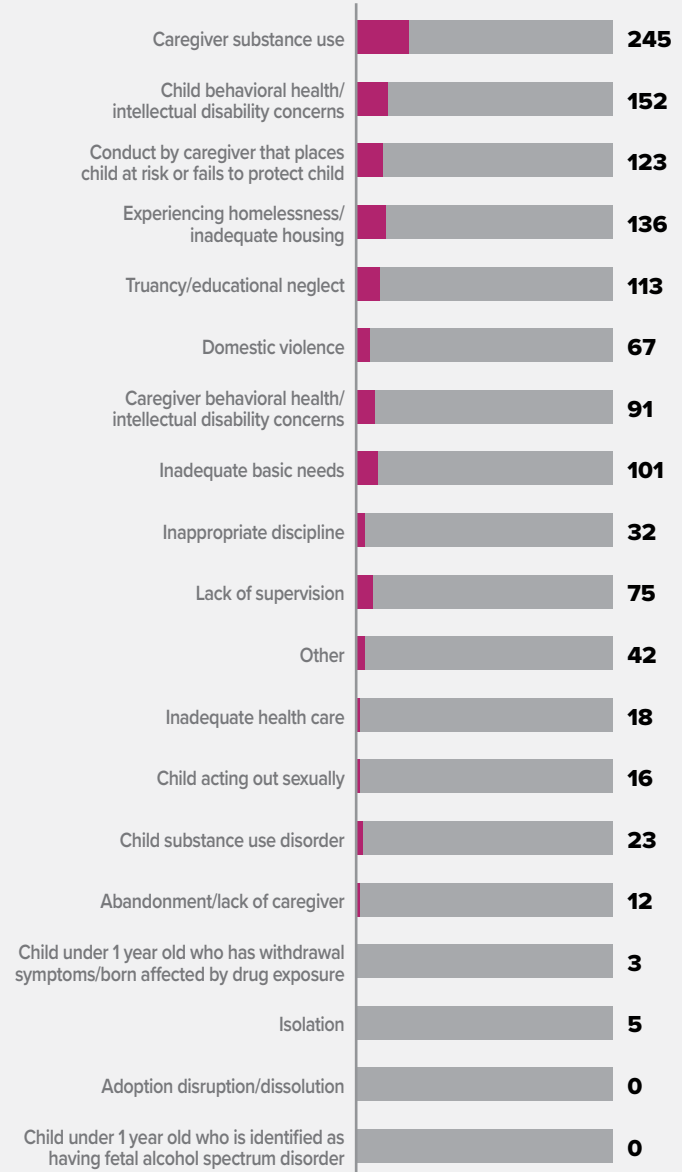
NUMBER OF CHILDREN ASSESSED



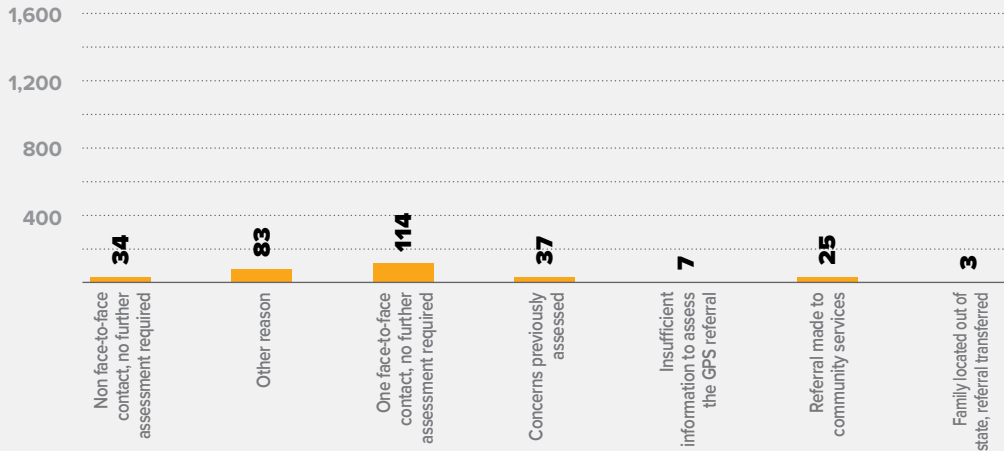
VALID GPS CONCERNS BY TYPE

1,254

TOTAL CONCERNS

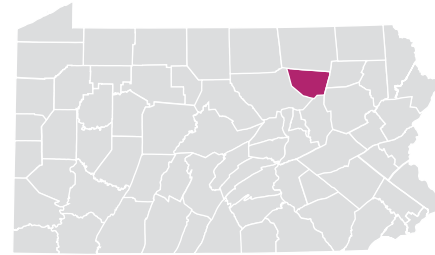


BREAKDOWN REPORTS SCREENED OUT BY REASON

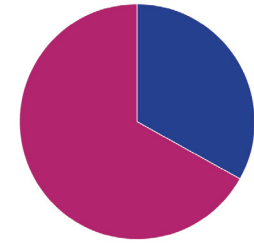


SULLIVAN COUNTY

RURAL // POPULATION • 5,935 / POPULATION UNDER 18 • 626



TYPES OF ALLEGATIONS SUBSTANTIATED REPORTS



3 TOTAL ALLEGATIONS

- **1** (33.3%) Sexual Abuse
- **2** (66.7%) Physical Abuse/Bodily Injury
- **0** (0.0%) Reasonable Likelihood of Bodily Injury
- **0** (0.0%) Serious Physical Neglect
- **0** (0.0%) Engaging in Per Se Acts
- **0** (0.0%) Likelihood of Sexual Abuse/Exploitation
- **0** (0.0%) Serious Mental Injury
- **0** (0.0%) Severe Form of Trafficking in Persons or Sex Trafficking
- **0** (0.0%) Munchausen Syndrome by Proxy/Medical Abuse

▲ NOTE: A report may have more than one allegation for each report; therefore, the total number of allegations will be greater than the total number of reports.

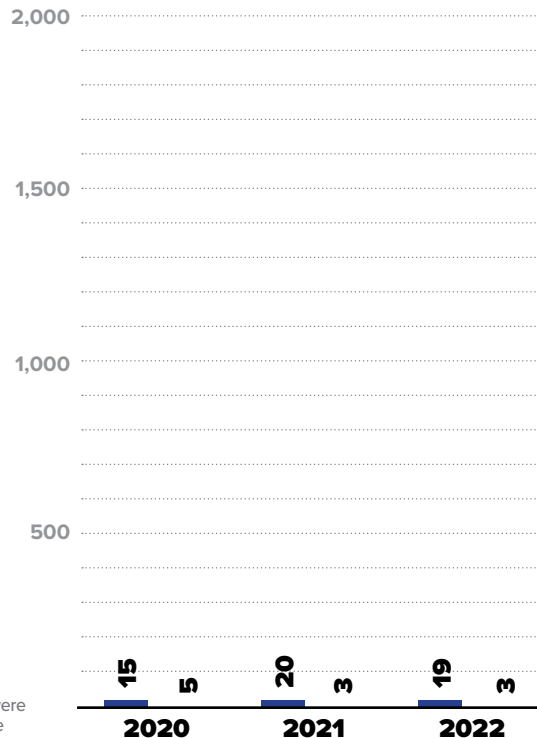
2022 REPORTS OF CHILD ABUSE

19

■ TOTAL REPORTS

3

■ SUBSTANTIATED REPORTS



SUBSTANTIATED REPORTS BY SEX OF VICTIM

FEMALE

0

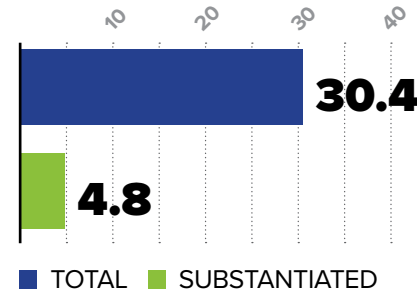
0.0%

MALE

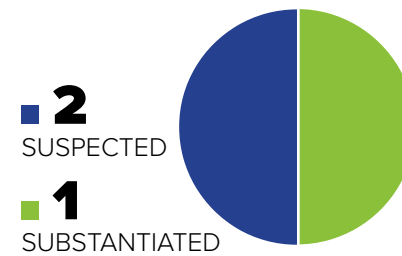
3

100.0%

CHILD ABUSE REPORTS PER 1,000 CHILDREN



CASES OF REPEAT ABUSE SUBSTANTIATED REPORTS



▲ NOTE: CPS and GPS data reported were investigated and substantiated by the CCYA and may vary from statewide data which include both CCYA and OCYF Regional Office investigations.

▲ NOTE: 2021 totals above will not align with the 2021 totals in this same table in the 2021 report, as regional investigations were included for that year in error in the 2021 report.

\$225,817

EXPENDITURES CHILD ABUSE INVESTIGATIONS AND GENERAL PROTECTIVE SERVICES ASSESSMENTS



2022 SUBSTANTIATED FATALITIES

0/60 MALE FEMALE

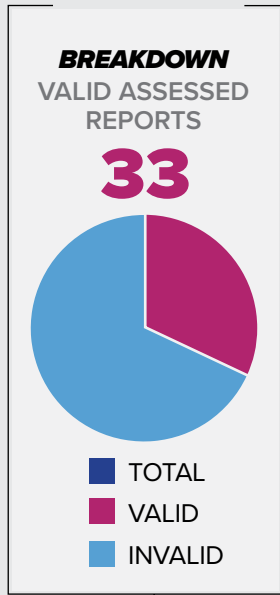
2022 SUBSTANTIATED NEAR FATALITIES

0/138 MALE FEMALE

2022 REPORTS OF GENERAL PROTECTIVE SERVICES

102

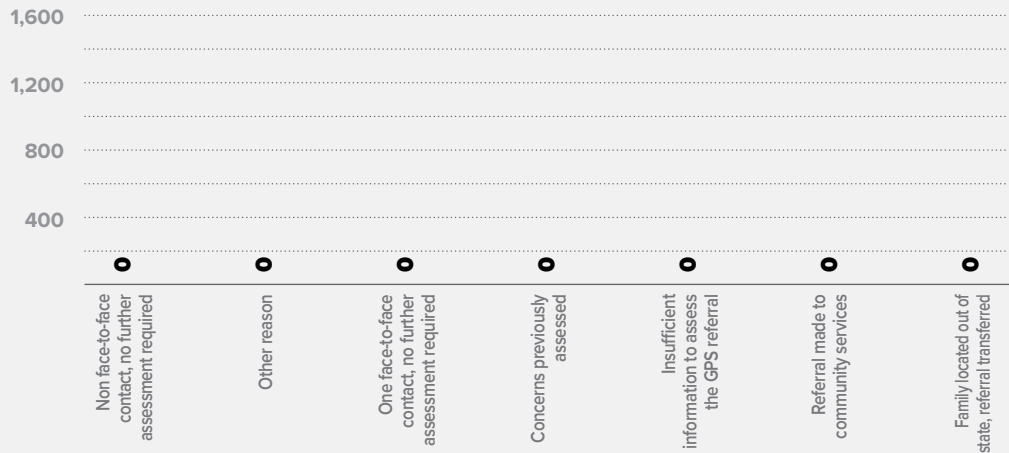
TOTAL REPORTS



NUMBER OF CHILDREN ASSESSED

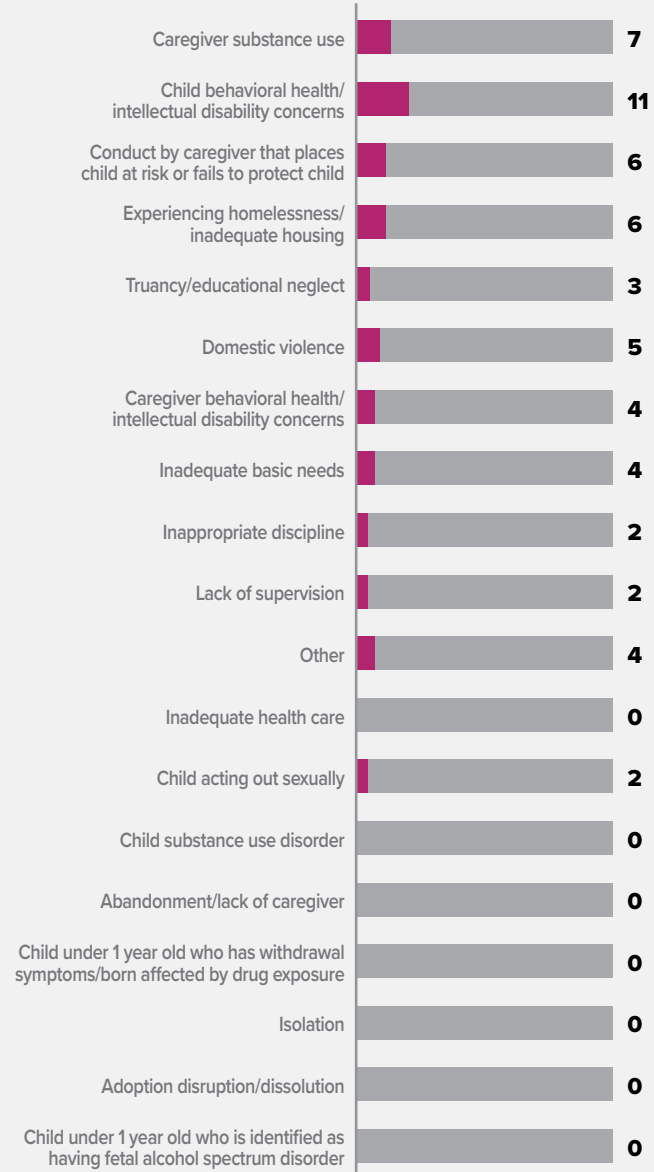


BREAKDOWN REPORTS SCREENED OUT BY REASON



VALID GPS CONCERNS BY TYPE

56
TOTAL CONCERNS



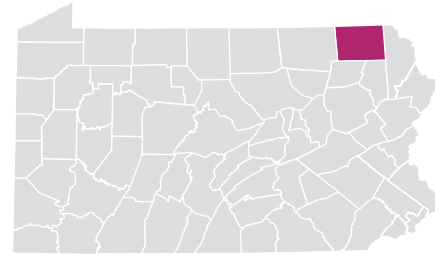
SULLIVAN COUNTY

NOTE: A report may have more than one concern for each report; therefore, the total number of concerns will be greater than the total number of reports. In some reports, more than one child was assessed with valid concerns; therefore, the number of children assessed exceeds the number of valid assessed reports.

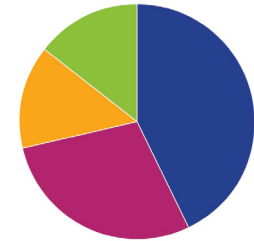


SUSQUEHANNA COUNTY

RURAL // POPULATION • 38,892 / POPULATION UNDER 18 • 7,368



TYPES OF ALLEGATIONS SUBSTANTIATED REPORTS



14 TOTAL ALLEGATIONS

- 6** (42.9%) Sexual Abuse
- 4** (28.6%) Physical Abuse/Bodily Injury
- 2** (14.3%) Reasonable Likelihood of Bodily Injury
- 2** (14.3%) Serious Physical Neglect
- 0** (0.0%) Engaging in Per Se Acts
- 0** (0.0%) Likelihood of Sexual Abuse/Exploitation
- 0** (0.0%) Serious Mental Injury
- 0** (0.0%) Severe Form of Trafficking in Persons or Sex Trafficking
- 0** (0.0%) Munchausen Syndrome by Proxy/Medical Abuse

▲ NOTE: A report may have more than one allegation for each report; therefore, the total number of allegations will be greater than the total number of reports.

2022 REPORTS OF CHILD ABUSE

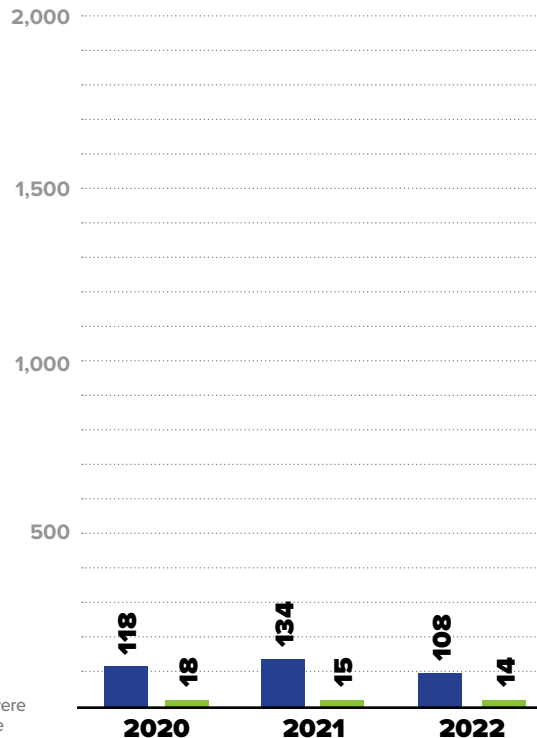
108

■ TOTAL REPORTS

14

■ SUBSTANTIATED REPORTS

▲ NOTE: CPS and GPS data reported were investigated and substantiated by the CCYA and may vary from statewide data which include both CCYA and OCYF Regional Office investigations.



▲ NOTE: 2021 totals above will not align with the 2021 totals in this same table in the 2021 report, as regional investigations were included for that year in error in the 2021 report.

SUBSTANTIATED REPORTS BY SEX OF VICTIM

FEMALE

10

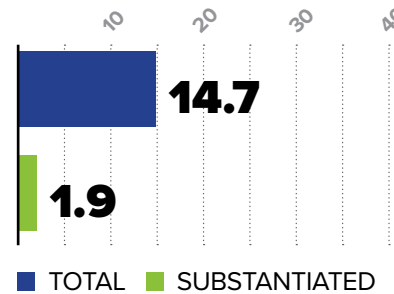
71.4%

MALE

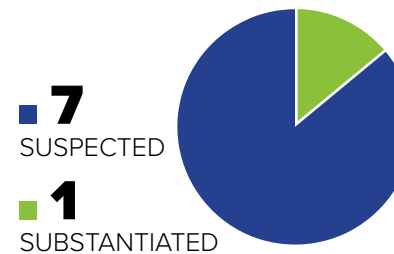
4

28.6%

CHILD ABUSE REPORTS PER 1,000 CHILDREN



CASES OF REPEAT ABUSE SUBSTANTIATED REPORTS



\$505,661

EXPENDITURES CHILD ABUSE INVESTIGATIONS AND GENERAL PROTECTIVE SERVICES ASSESSMENTS



2022 SUBSTANTIATED FATALITIES

0/60 MALE FEMALE

2022 SUBSTANTIATED NEAR FATALITIES

0/138 MALE FEMALE

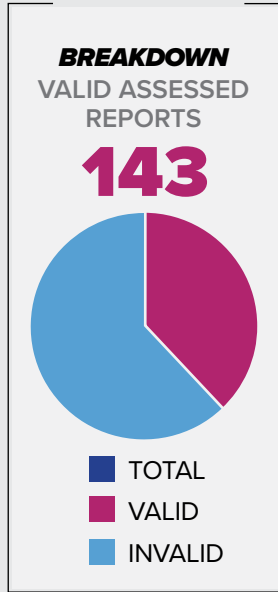
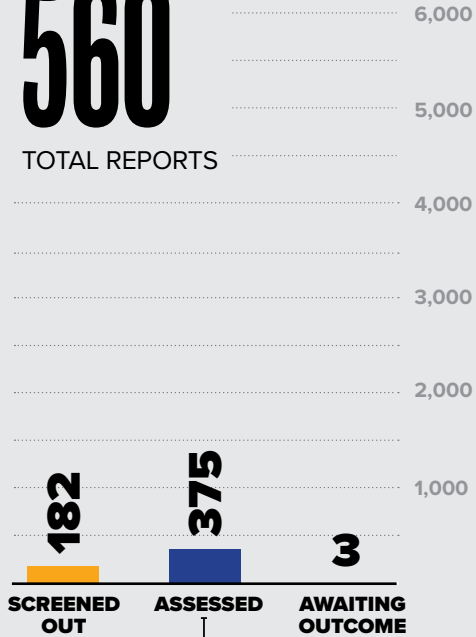


NOTE: A report may have more than one concern for each report; therefore, the total number of concerns will be greater than the total number of reports. In some reports, more than one child was assessed with valid concerns; therefore, the number of children assessed exceeds the number of valid assessed reports.

2022 REPORTS OF GENERAL PROTECTIVE SERVICES

560

TOTAL REPORTS



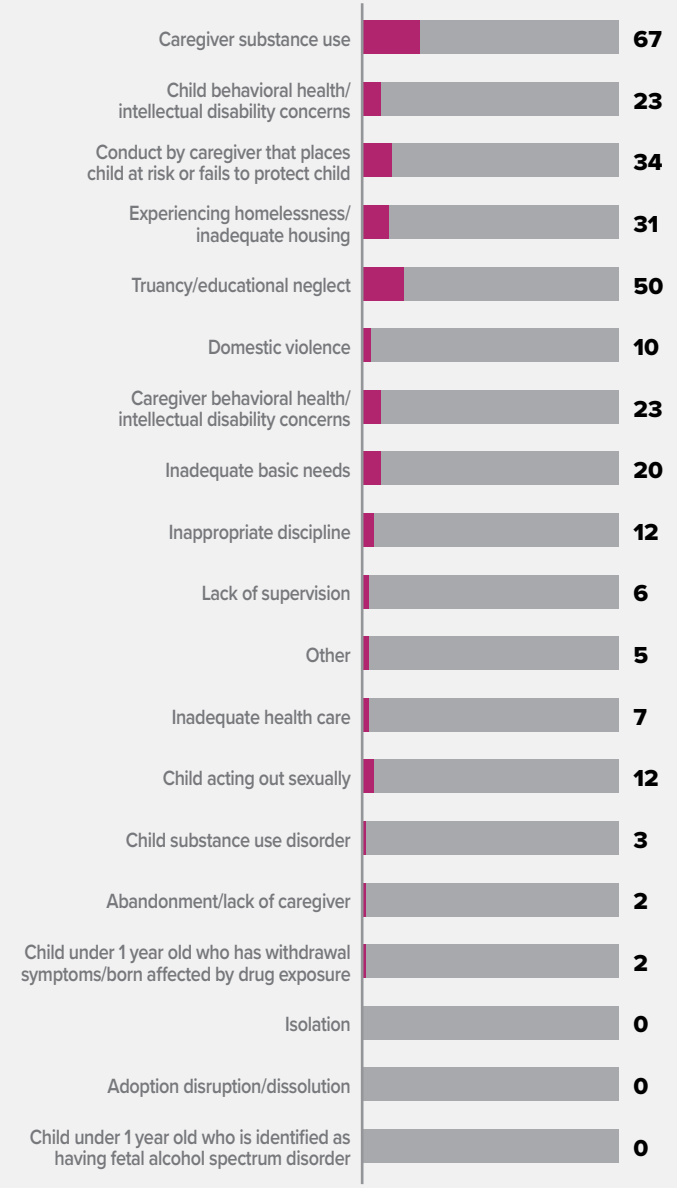
NUMBER OF CHILDREN ASSESSED



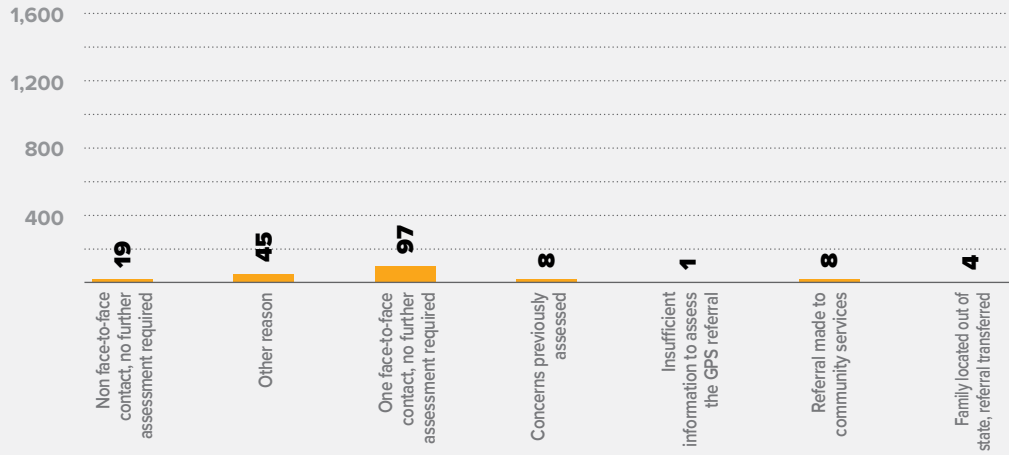
VALID GPS CONCERNS BY TYPE

307

TOTAL CONCERNS

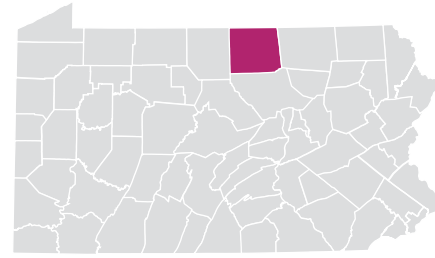


BREAKDOWN REPORTS SCREENED OUT BY REASON

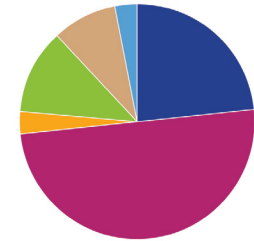


TIOGA COUNTY

RURAL // POPULATION • 41,089 / POPULATION UNDER 18 • 8,236



TYPES OF ALLEGATIONS SUBSTANTIATED REPORTS



34 TOTAL ALLEGATIONS

- **8** (23.5%) Sexual Abuse
- **17** (50.0%) Physical Abuse/Bodily Injury
- **1** (2.9%) Reasonable Likelihood of Bodily Injury
- **4** (11.8%) Serious Physical Neglect
- **3** (8.8%) Engaging in Per Se Acts
- **1** (2.9%) Likelihood of Sexual Abuse/Exploitation
- **0** (0.0%) Serious Mental Injury
- **0** (0.0%) Severe Form of Trafficking in Persons or Sex Trafficking
- **0** (0.0%) Munchausen Syndrome by Proxy/Medical Abuse

▲ NOTE: A report may have more than one allegation for each report; therefore, the total number of allegations will be greater than the total number of reports.

2022 REPORTS OF CHILD ABUSE

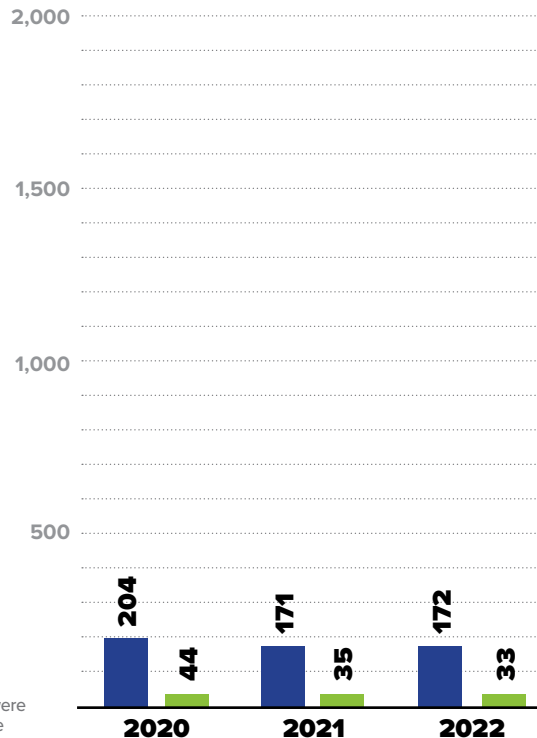
172

■ TOTAL REPORTS

33

■ SUBSTANTIATED REPORTS

▲ NOTE: CPS and GPS data reported were investigated and substantiated by the CCYA and may vary from statewide data which include both CCYA and OCYF Regional Office investigations.



▲ NOTE: 2021 totals above will not align with the 2021 totals in this same table in the 2021 report, as regional investigations were included for that year in error in the 2021 report.

SUBSTANTIATED REPORTS BY SEX OF VICTIM

FEMALE

22

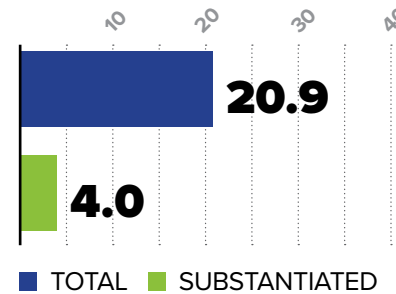
66.7%

MALE

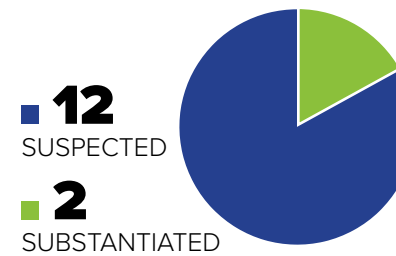
11

33.3%

CHILD ABUSE REPORTS PER 1,000 CHILDREN



CASES OF REPEAT ABUSE SUBSTANTIATED REPORTS



\$2,787,740

EXPENDITURES CHILD ABUSE INVESTIGATIONS AND GENERAL PROTECTIVE SERVICES ASSESSMENTS



2022 SUBSTANTIATED FATALITIES

0/60 MALE FEMALE

2022 SUBSTANTIATED NEAR FATALITIES

0/138 MALE FEMALE

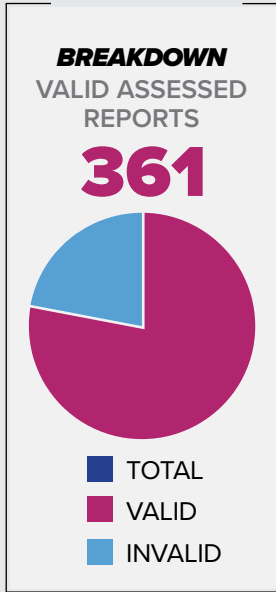


NOTE: A report may have more than one concern for each report; therefore, the total number of concerns will be greater than the total number of reports. In some reports, more than one child was assessed with valid concerns; therefore, the number of children assessed exceeds the number of valid assessed reports.

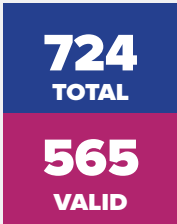
2022 REPORTS OF GENERAL PROTECTIVE SERVICES

800

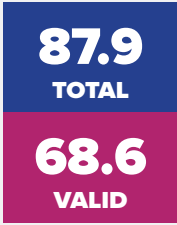
TOTAL REPORTS



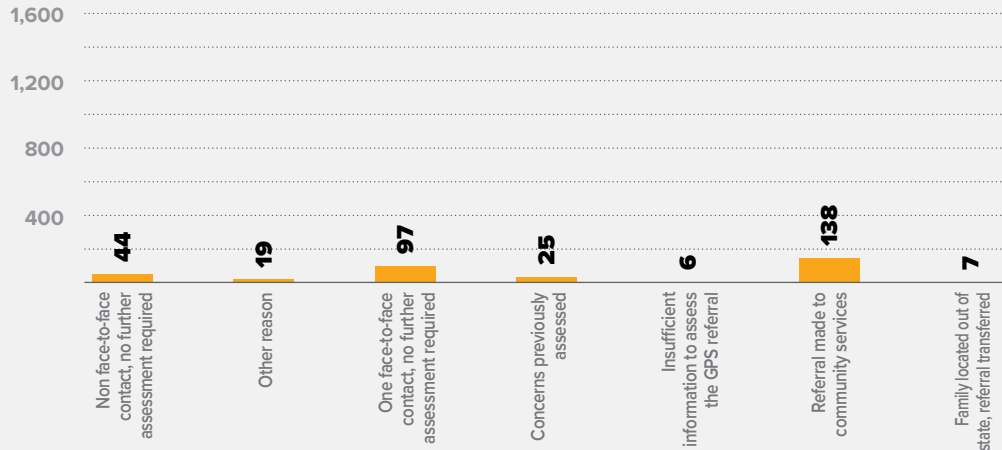
NUMBER OF CHILDREN ASSESSED



CHILDREN ASSESSED PER 1,000 CHILDREN



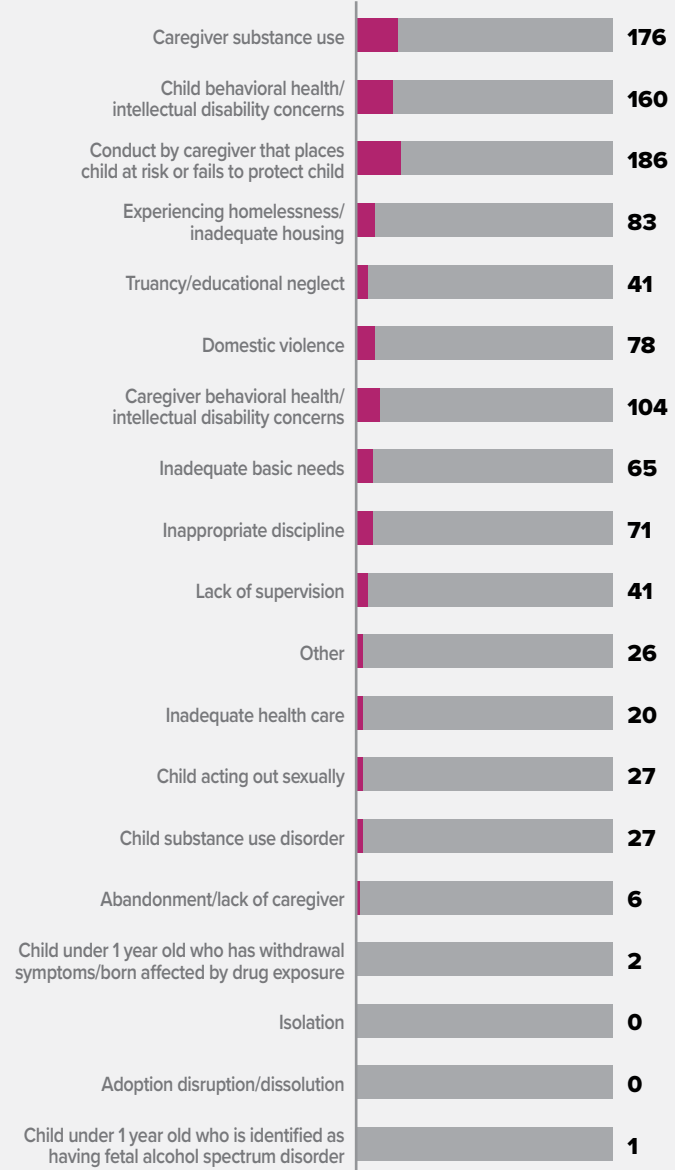
BREAKDOWN REPORTS SCREENED OUT BY REASON



VALID GPS CONCERNS BY TYPE

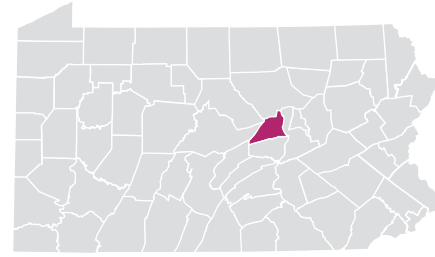
1,114

TOTAL CONCERNS

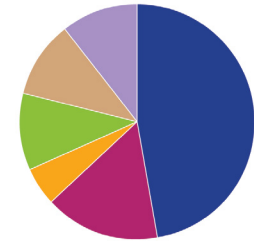


UNION COUNTY

RURAL // POPULATION • 43,094 / POPULATION UNDER 18 • 7,744



TYPES OF ALLEGATIONS SUBSTANTIATED REPORTS



19 TOTAL ALLEGATIONS

- 9** (47.4%) Sexual Abuse
- 3** (15.8%) Physical Abuse/Bodily Injury
- 1** (5.3%) Reasonable Likelihood of Bodily Injury
- 2** (10.5%) Serious Physical Neglect
- 2** (10.5%) Engaging in Per Se Acts
- 0** (0.0%) Likelihood of Sexual Abuse/Exploitation
- 2** (10.5%) Serious Mental Injury
- 0** (0.0%) Severe Form of Trafficking in Persons or Sex Trafficking
- 0** (0.0%) Munchausen Syndrome by Proxy/Medical Abuse

▲ NOTE: A report may have more than one allegation for each report; therefore, the total number of allegations will be greater than the total number of reports.

2022 REPORTS OF CHILD ABUSE


93

■ TOTAL REPORTS

17

■ SUBSTANTIATED REPORTS

▲ NOTE: CPS and GPS data reported were investigated and substantiated by the CCYA and may vary from statewide data which include both CCYA and OCYF Regional Office investigations.



▲ NOTE: 2021 totals above will not align with the 2021 totals in this same table in the 2021 report, as regional investigations were included for that year in error in the 2021 report.

SUBSTANTIATED REPORTS BY SEX OF VICTIM

FEMALE

12

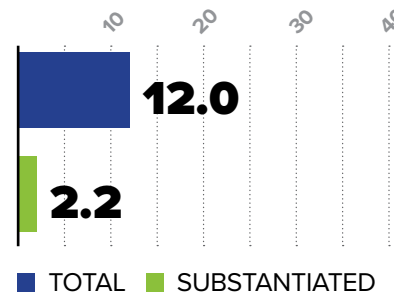
70.6%

MALE

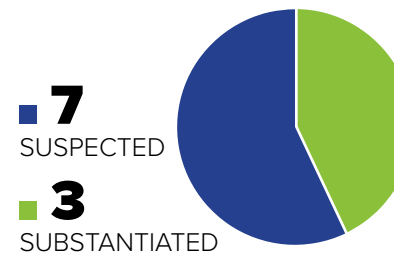
5

29.4%

CHILD ABUSE REPORTS PER 1,000 CHILDREN



CASES OF REPEAT ABUSE SUBSTANTIATED REPORTS



\$413,640

EXPENDITURES CHILD ABUSE INVESTIGATIONS AND GENERAL PROTECTIVE SERVICES ASSESSMENTS



2022 SUBSTANTIATED FATALITIES

0/60 MALE 0 FEMALE 0

2022 SUBSTANTIATED NEAR FATALITIES

1/138 MALE 0 FEMALE 1

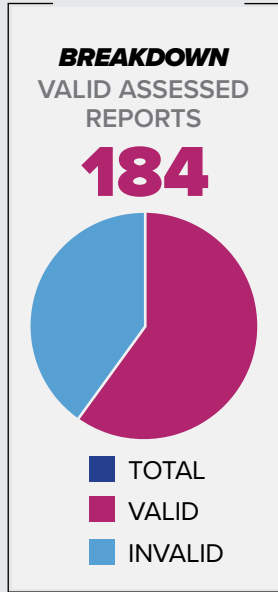


NOTE: A report may have more than one concern for each report; therefore, the total number of concerns will be greater than the total number of reports. In some reports, more than one child was assessed with valid concerns; therefore, the number of children assessed exceeds the number of valid assessed reports.

2022 REPORTS OF GENERAL PROTECTIVE SERVICES

372

TOTAL REPORTS



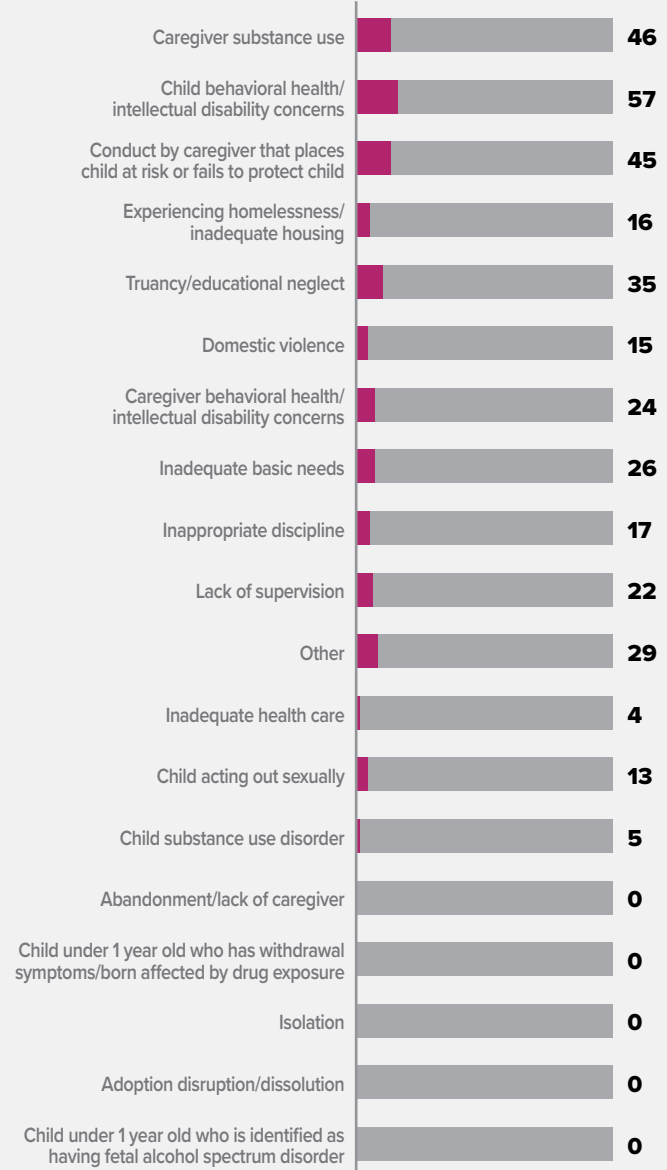
NUMBER OF CHILDREN ASSESSED



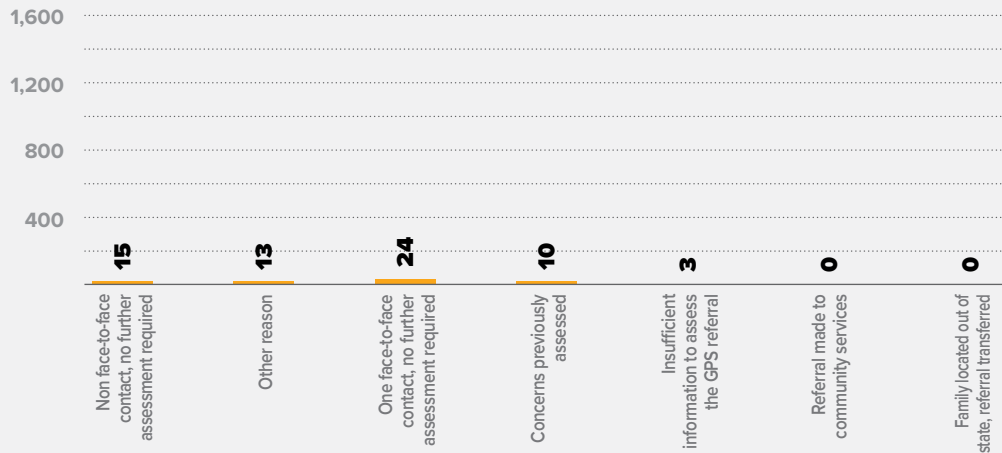
VALID GPS CONCERNS BY TYPE

354

TOTAL CONCERNS

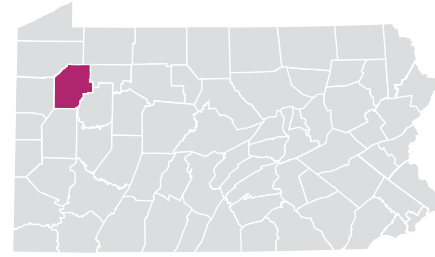


BREAKDOWN REPORTS SCREENED OUT BY REASON

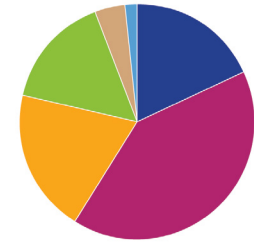


VENANGO COUNTY

RURAL // POPULATION • 50,810 / POPULATION UNDER 18 • 9,822



TYPES OF ALLEGATIONS SUBSTANTIATED REPORTS



71 TOTAL ALLEGATIONS

- **13** (18.3%) Sexual Abuse
- **29** (40.8%) Physical Abuse/Bodily Injury
- **14** (19.7%) Reasonable Likelihood of Bodily Injury
- **11** (15.5%) Serious Physical Neglect
- **3** (4.2%) Engaging in Per Se Acts
- **1** (1.4%) Likelihood of Sexual Abuse/Exploitation
- **0** (0.0%) Serious Mental Injury
- **0** (0.0%) Severe Form of Trafficking in Persons or Sex Trafficking
- **0** (0.0%) Munchausen Syndrome by Proxy/Medical Abuse

▲ NOTE: A report may have more than one allegation for each report; therefore, the total number of allegations will be greater than the total number of reports.

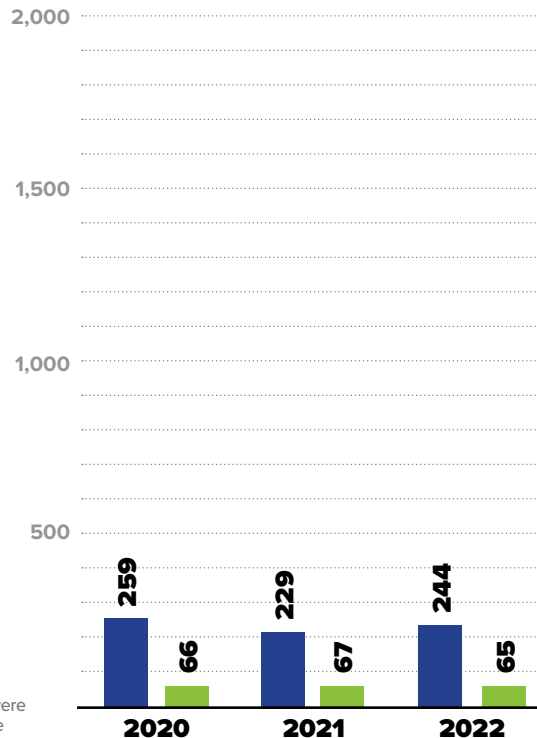
2022 REPORTS OF CHILD ABUSE

244

■ TOTAL REPORTS

65

■ SUBSTANTIATED REPORTS



▲ NOTE: CPS and GPS data reported were investigated and substantiated by the CCYA and may vary from statewide data which include both CCYA and OCYF Regional Office investigations.

▲ NOTE: 2021 totals above will not align with the 2021 totals in this same table in the 2021 report, as regional investigations were included for that year in error in the 2021 report.

SUBSTANTIATED REPORTS BY SEX OF VICTIM

FEMALE

33

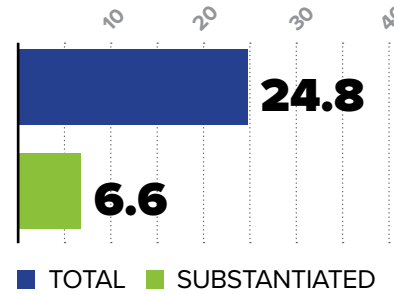
50.8%

MALE

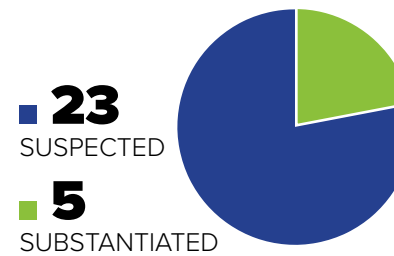
32

49.2%

CHILD ABUSE REPORTS PER 1,000 CHILDREN




CASES OF REPEAT ABUSE SUBSTANTIATED REPORTS



\$1,469,091

EXPENDITURES CHILD ABUSE INVESTIGATIONS AND GENERAL PROTECTIVE SERVICES ASSESSMENTS



2022 SUBSTANTIATED FATALITIES

1/60 MALE 1 FEMALE 0

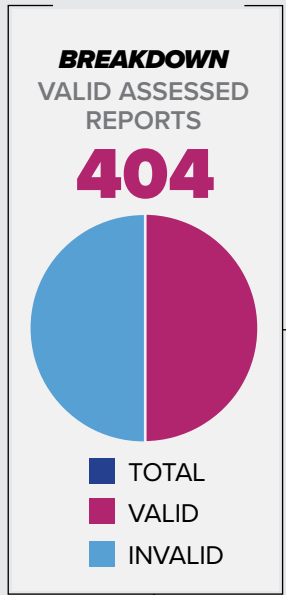
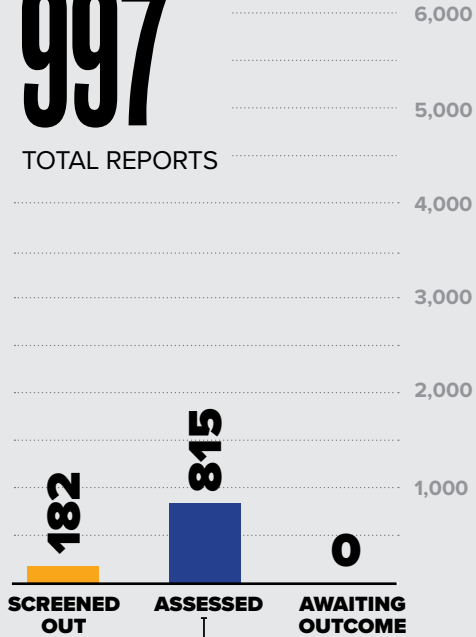
2022 SUBSTANTIATED NEAR FATALITIES

0/138 MALE 0 FEMALE 0

2022 REPORTS OF GENERAL PROTECTIVE SERVICES

997

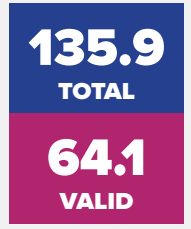
TOTAL REPORTS



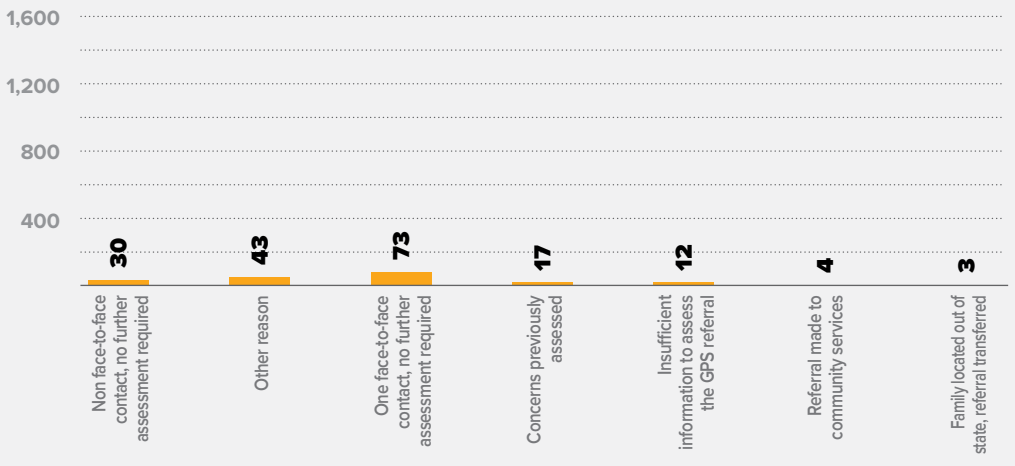
NUMBER OF CHILDREN ASSESSED



CHILDREN ASSESSED PER 1,000 CHILDREN



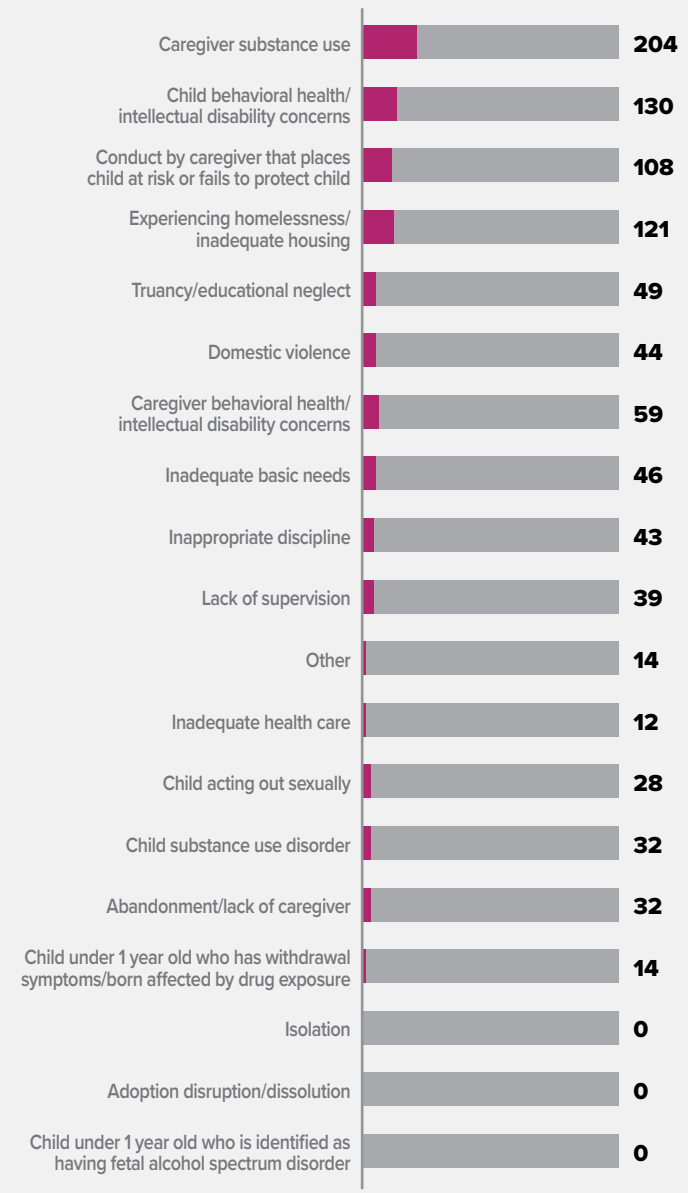
BREAKDOWN REPORTS SCREENED OUT BY REASON



VALID GPS CONCERNS BY TYPE

975

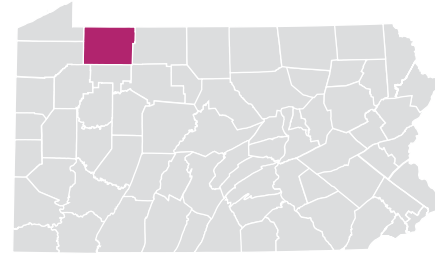
TOTAL CONCERNS



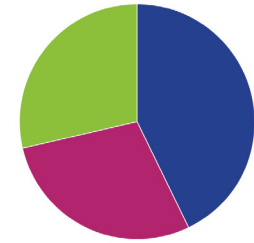
NOTE: A report may have more than one concern for each report; therefore, the total number of concerns will be greater than the total number of reports. In some reports, more than one child was assessed with valid concerns; therefore, the number of children assessed exceeds the number of valid assessed reports.

WARREN COUNTY

RURAL // POPULATION • 38,791 / POPULATION UNDER 18 • 7,616



TYPES OF ALLEGATIONS SUBSTANTIATED REPORTS



7 TOTAL ALLEGATIONS

- **3** (42.9%) Sexual Abuse
- **2** (28.6%) Physical Abuse/Bodily Injury
- **0** (0.0%) Reasonable Likelihood of Bodily Injury
- **2** (28.6%) Serious Physical Neglect
- **0** (0.0%) Engaging in Per Se Acts
- **0** (0.0%) Likelihood of Sexual Abuse/Exploitation
- **0** (0.0%) Serious Mental Injury
- **0** (0.0%) Severe Form of Trafficking in Persons or Sex Trafficking
- **0** (0.0%) Munchausen Syndrome by Proxy/Medical Abuse

▲ NOTE: A report may have more than one allegation for each report; therefore, the total number of allegations will be greater than the total number of reports.

2022 REPORTS OF CHILD ABUSE

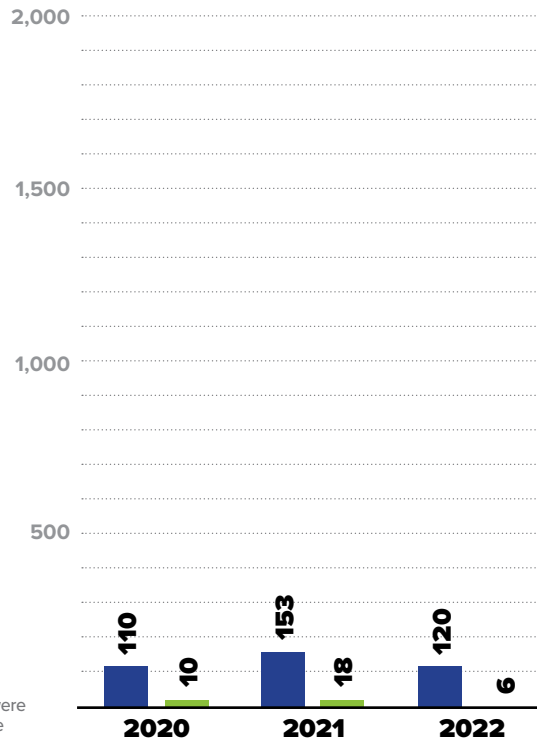
120

■ TOTAL REPORTS

6

■ SUBSTANTIATED REPORTS

▲ NOTE: CPS and GPS data reported were investigated and substantiated by the CCYA and may vary from statewide data which include both CCYA and OCYF Regional Office investigations.



▲ NOTE: 2021 totals above will not align with the 2021 totals in this same table in the 2021 report, as regional investigations were included for that year in error in the 2021 report.

SUBSTANTIATED REPORTS BY SEX OF VICTIM

FEMALE

5

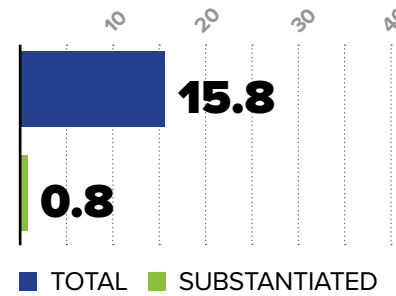
83.3%

MALE

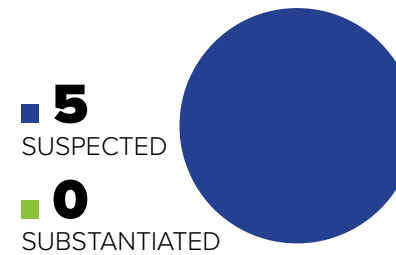
1

16.7%

CHILD ABUSE REPORTS PER 1,000 CHILDREN



CASES OF REPEAT ABUSE SUBSTANTIATED REPORTS



\$997,735

EXPENDITURES CHILD ABUSE INVESTIGATIONS AND GENERAL PROTECTIVE SERVICES ASSESSMENTS



2022 SUBSTANTIATED FATALITIES

0/60 MALE FEMALE

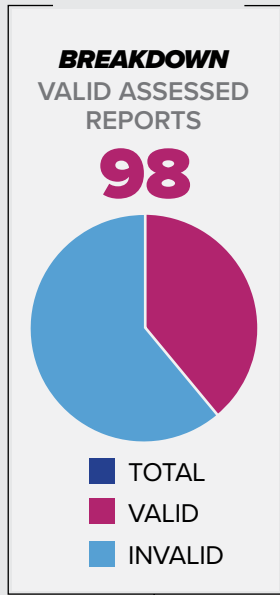
2022 SUBSTANTIATED NEAR FATALITIES

0/138 MALE FEMALE

2022 REPORTS OF GENERAL PROTECTIVE SERVICES

556

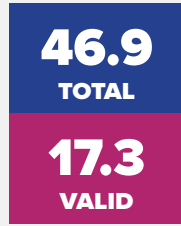
TOTAL REPORTS



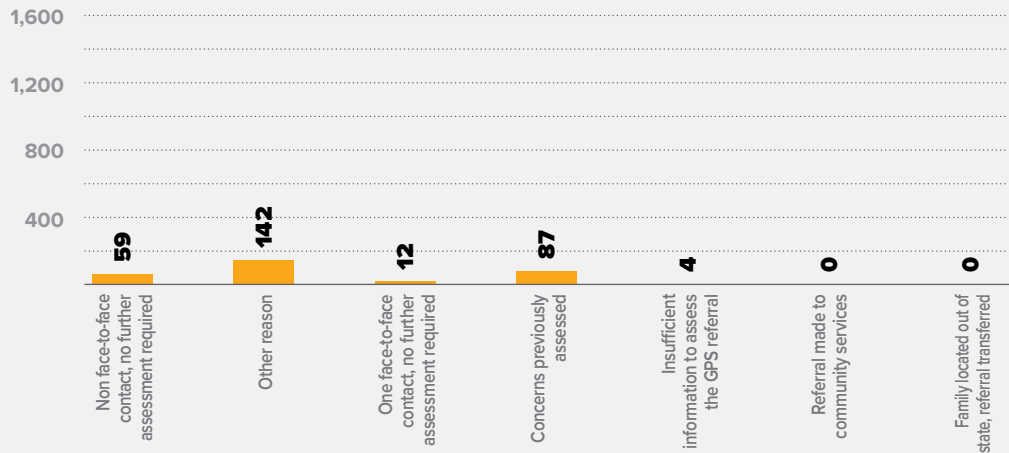
NUMBER OF CHILDREN ASSESSED



CHILDREN ASSESSED PER 1,000 CHILDREN



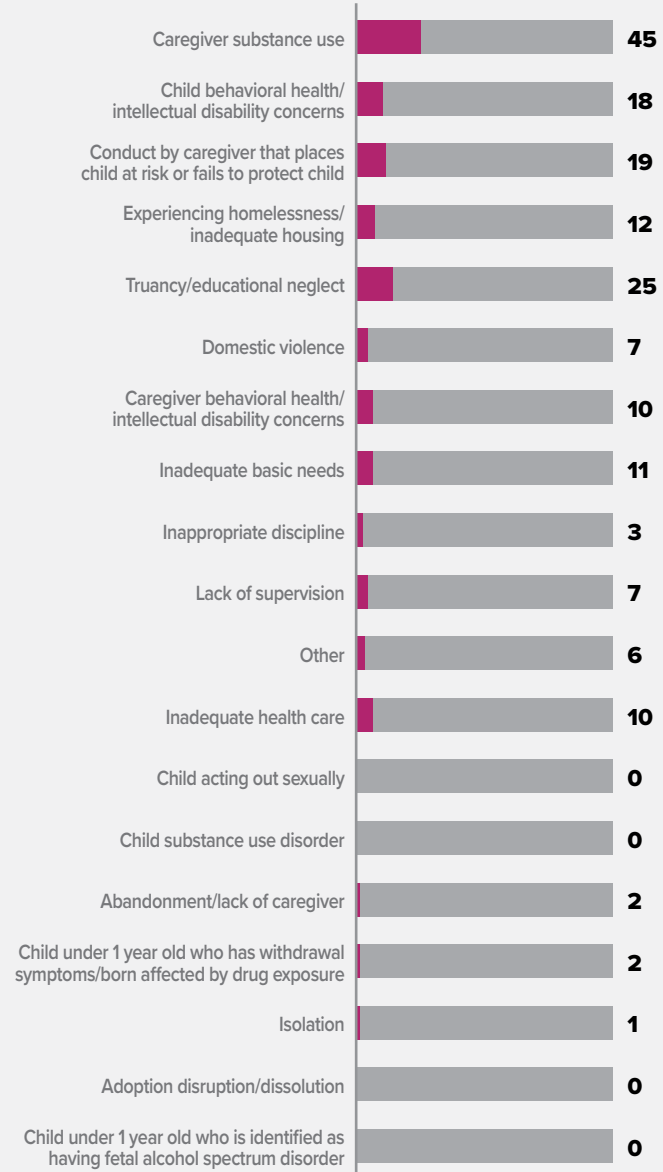
BREAKDOWN REPORTS SCREENED OUT BY REASON



VALID GPS CONCERNS BY TYPE

178

TOTAL CONCERNS



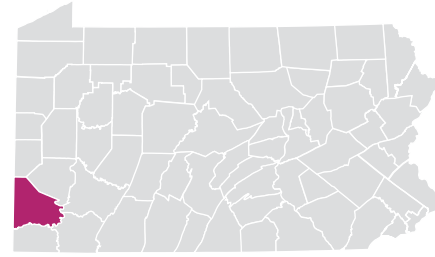
WARREN COUNTY

NOTE: A report may have more than one concern for each report; therefore, the total number of concerns will be greater than the total number of reports. In some reports, more than one child was assessed with valid concerns; therefore, the number of children assessed exceeds the number of valid assessed reports.

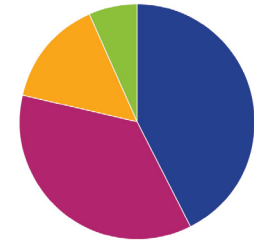


WASHINGTON COUNTY

RURAL // POPULATION • 209,090 / POPULATION UNDER 18 • 41,254



TYPES OF ALLEGATIONS SUBSTANTIATED REPORTS



47 TOTAL ALLEGATIONS

- **20** (42.6%) Sexual Abuse
- **17** (36.2%) Physical Abuse/Bodily Injury
- **7** (14.9%) Reasonable Likelihood of Bodily Injury
- **3** (6.4%) Serious Physical Neglect
- **0** (0.0%) Engaging in Per Se Acts
- **0** (0.0%) Likelihood of Sexual Abuse/Exploitation
- **0** (0.0%) Serious Mental Injury
- **0** (0.0%) Severe Form of Trafficking in Persons or Sex Trafficking
- **0** (0.0%) Munchausen Syndrome by Proxy/Medical Abuse

▲ NOTE: A report may have more than one allegation for each report; therefore, the total number of allegations will be greater than the total number of reports.

2022 REPORTS OF CHILD ABUSE

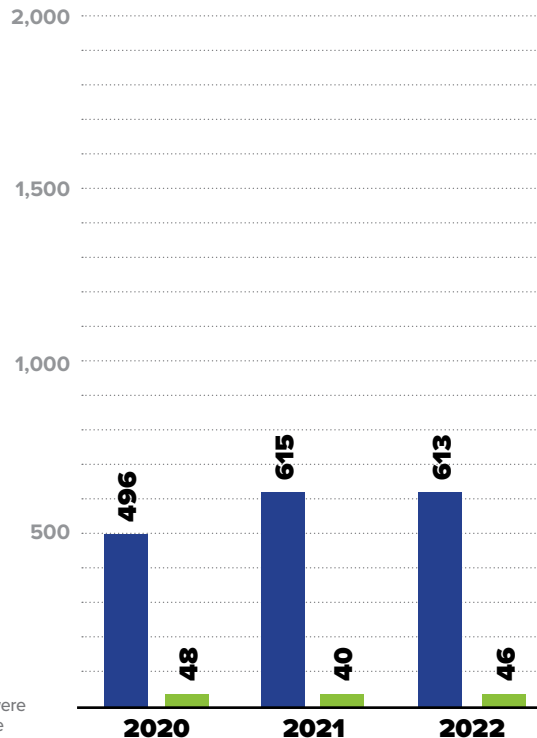
613

■ TOTAL REPORTS

46

■ SUBSTANTIATED REPORTS

▲ NOTE: CPS and GPS data reported were investigated and substantiated by the CCYA and may vary from statewide data which include both CCYA and OCFY Regional Office investigations.



▲ NOTE: 2021 totals above will not align with the 2021 totals in this same table in the 2021 report, as regional investigations were included for that year in error in the 2021 report.

SUBSTANTIATED REPORTS BY SEX OF VICTIM

FEMALE

29

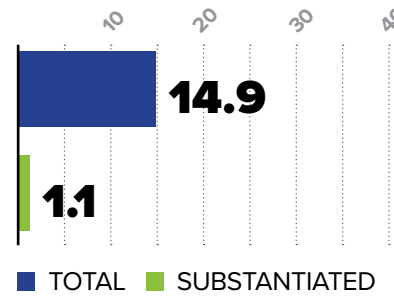
63.0%

MALE

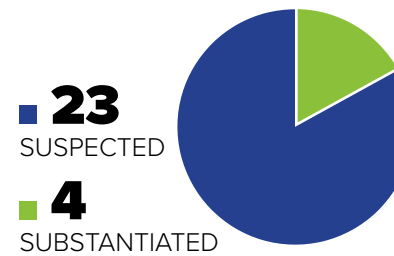
17

37.0%

CHILD ABUSE REPORTS PER 1,000 CHILDREN



CASES OF REPEAT ABUSE SUBSTANTIATED REPORTS



\$4,458,945

EXPENDITURES CHILD ABUSE INVESTIGATIONS AND GENERAL PROTECTIVE SERVICES ASSESSMENTS



2022 SUBSTANTIATED FATALITIES

2/60 MALE 1 FEMALE 1

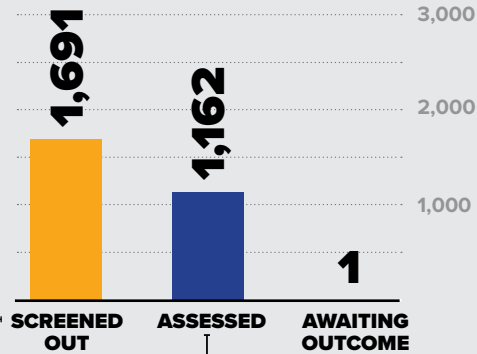
2022 SUBSTANTIATED NEAR FATALITIES

0/138 MALE 0 FEMALE 0

2022 REPORTS OF GENERAL PROTECTIVE SERVICES

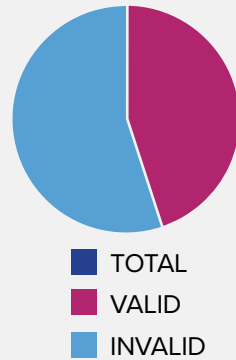
2,854

TOTAL REPORTS



BREAKDOWN VALID ASSESSED REPORTS

522



NUMBER OF CHILDREN ASSESSED

1,695

TOTAL

751

VALID

CHILDREN ASSESSED PER 1,000 CHILDREN

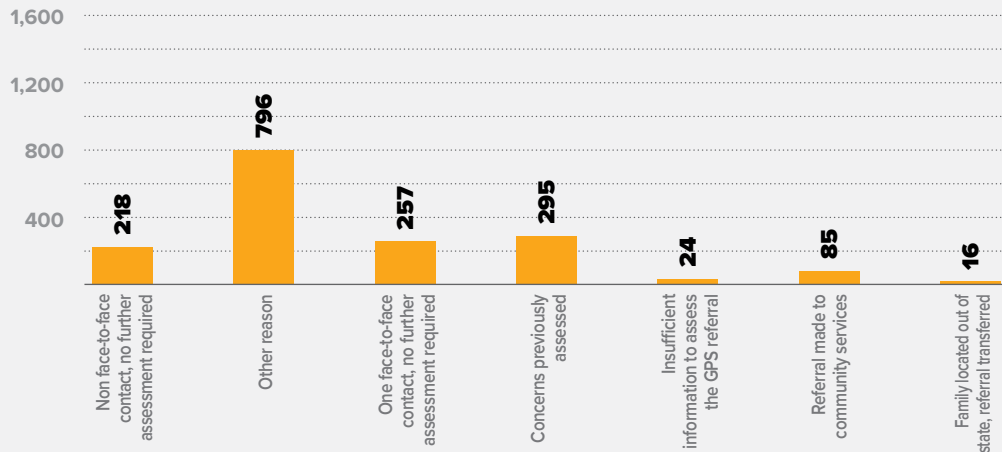
41.1

TOTAL

18.2

VALID

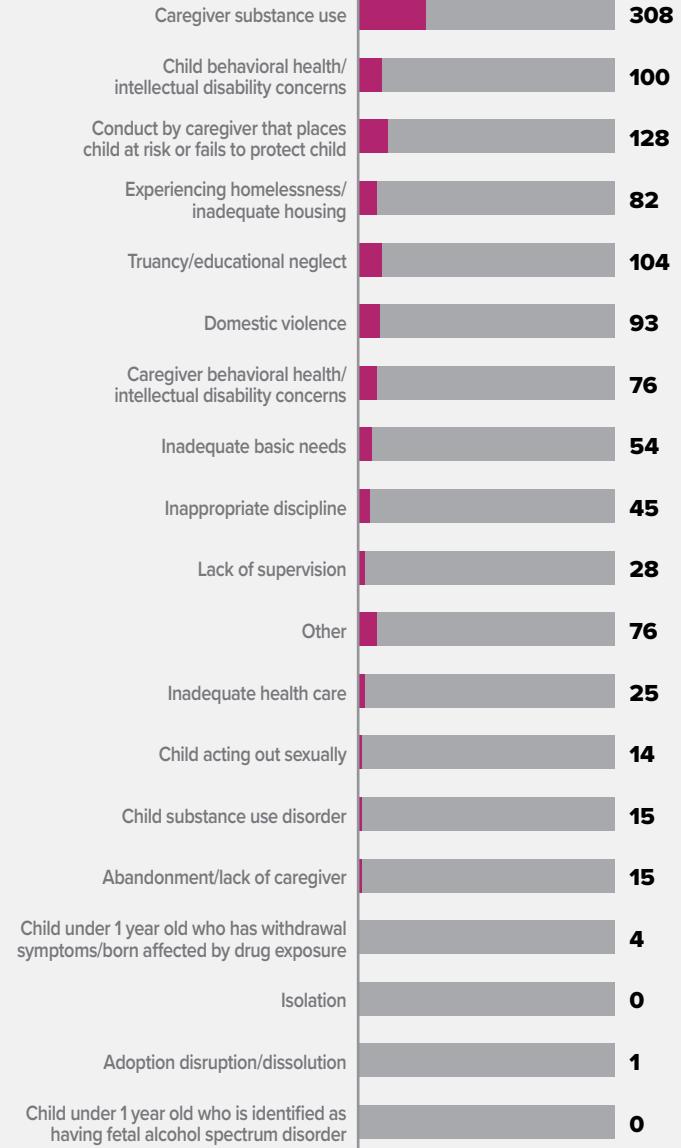
BREAKDOWN REPORTS SCREENED OUT BY REASON



VALID GPS CONCERNS BY TYPE

1,168

TOTAL CONCERNS



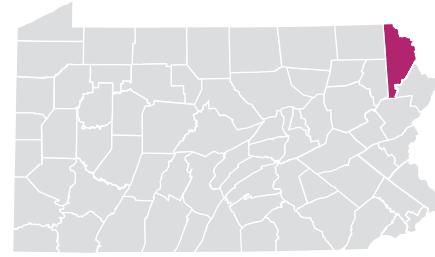
WASHINGTON COUNTY

NOTE: A report may have more than one concern for each report; therefore, the total number of concerns will be greater than the total number of reports. In some reports, more than one child was assessed with valid concerns; therefore, the number of children assessed exceeds the number of valid assessed reports.

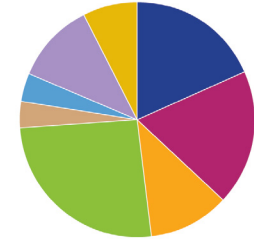


WAYNE COUNTY

RURAL // POPULATION • 51,244 / POPULATION UNDER 18 • 8,527



TYPES OF ALLEGATIONS SUBSTANTIATED REPORTS



27 TOTAL ALLEGATIONS

- 5** (18.5%) Sexual Abuse
- 5** (18.5%) Physical Abuse/Bodily Injury
- 3** (11.1%) Reasonable Likelihood of Bodily Injury
- 7** (25.9%) Serious Physical Neglect
- 1** (3.7%) Engaging in Per Se Acts
- 1** (3.7%) Likelihood of Sexual Abuse/Exploitation
- 3** (11.1%) Serious Mental Injury
- 2** (7.4%) Severe Form of Trafficking in Persons or Sex Trafficking
- 0** (0.0%) Munchausen Syndrome by Proxy/Medical Abuse

▲ NOTE: A report may have more than one allegation for each report; therefore, the total number of allegations will be greater than the total number of reports.

2022 REPORTS OF CHILD ABUSE

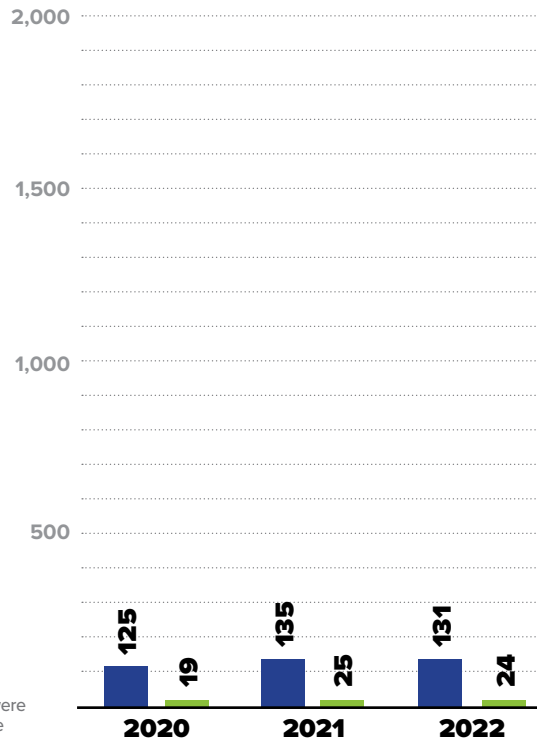
131

■ TOTAL REPORTS

24

■ SUBSTANTIATED REPORTS

▲ NOTE: CPS and GPS data reported were investigated and substantiated by the CCYA and may vary from statewide data which include both CCYA and OCYF Regional Office investigations.



▲ NOTE: 2021 totals above will not align with the 2021 totals in this same table in the 2021 report, as regional investigations were included for that year in error in the 2021 report.

SUBSTANTIATED REPORTS BY SEX OF VICTIM

FEMALE

13

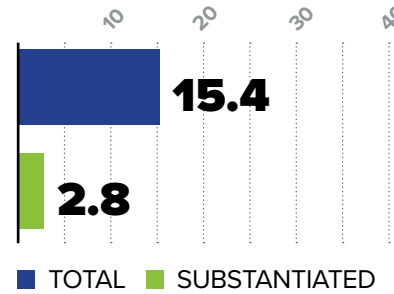
54.2%

MALE

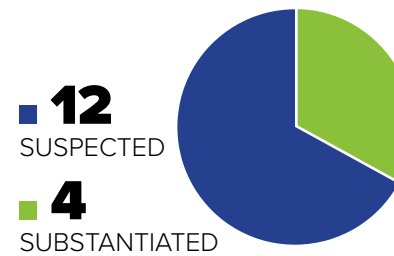
11

45.8%

CHILD ABUSE REPORTS PER 1,000 CHILDREN



CASES OF REPEAT ABUSE SUBSTANTIATED REPORTS



\$922,023

EXPENDITURES CHILD ABUSE INVESTIGATIONS AND GENERAL PROTECTIVE SERVICES ASSESSMENTS



2022 SUBSTANTIATED FATALITIES

0/60 MALE FEMALE

2022 SUBSTANTIATED NEAR FATALITIES

1/138 MALE FEMALE

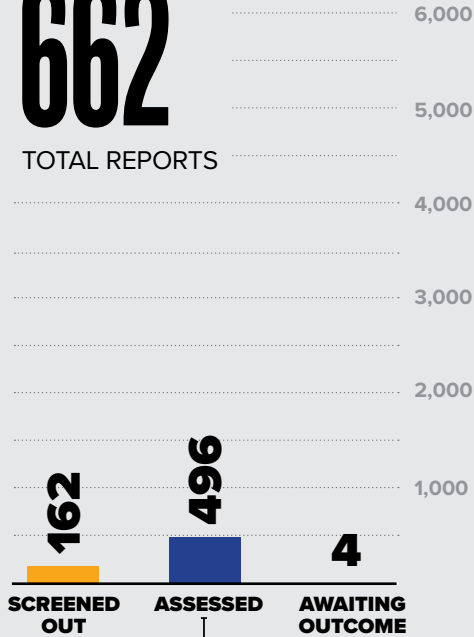


NOTE: A report may have more than one concern for each report; therefore, the total number of concerns will be greater than the total number of reports. In some reports, more than one child was assessed with valid concerns; therefore, the number of children assessed exceeds the number of valid assessed reports.

2022 REPORTS OF GENERAL PROTECTIVE SERVICES

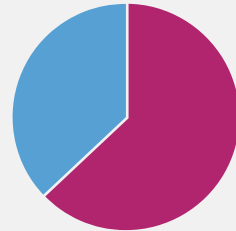
662

TOTAL REPORTS



BREAKDOWN VALID ASSESSED REPORTS

314



■ TOTAL
 ■ VALID
 ■ INVALID

NUMBER OF CHILDREN ASSESSED

720

TOTAL

440

VALID

CHILDREN ASSESSED PER 1,000 CHILDREN

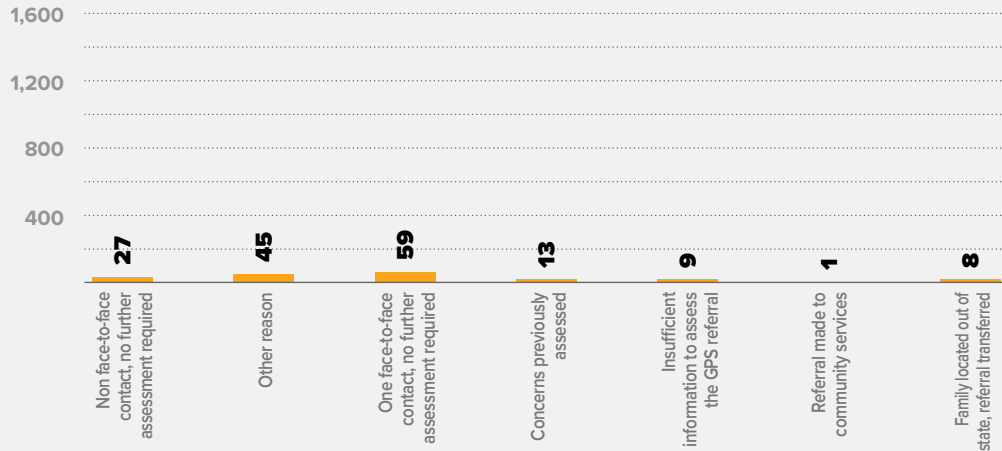
84.4

TOTAL

51.6

VALID

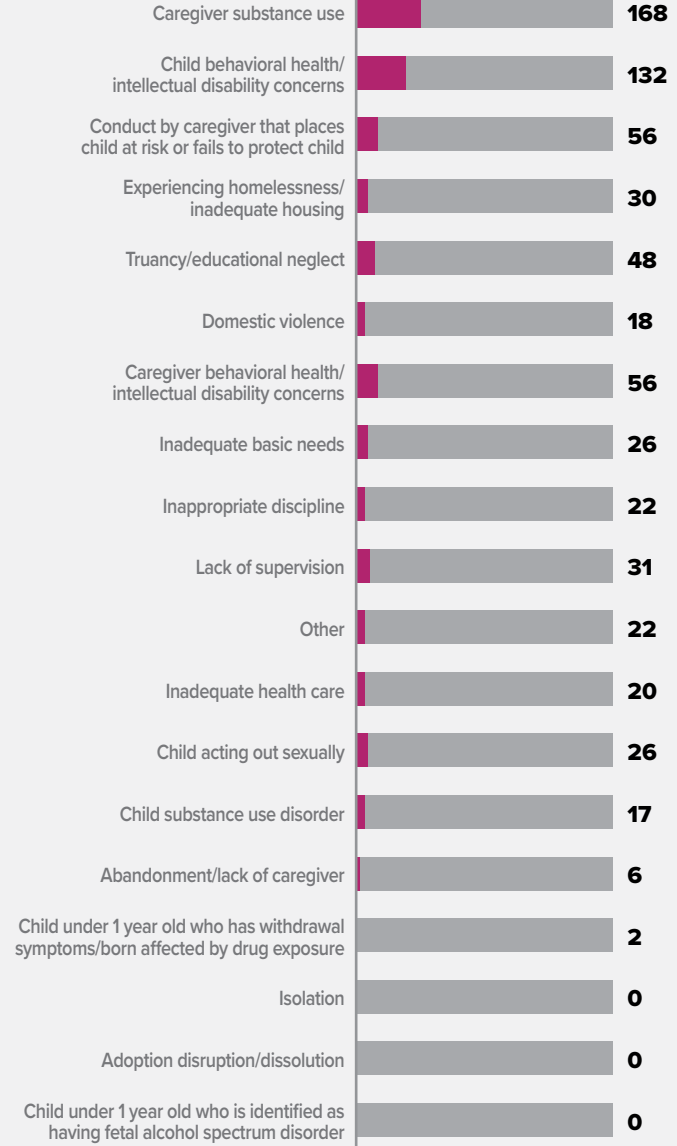
BREAKDOWN REPORTS SCREENED OUT BY REASON



VALID GPS CONCERNS BY TYPE

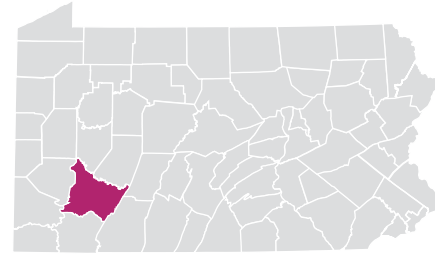
680

TOTAL CONCERNS

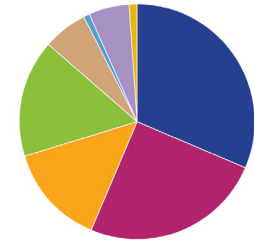


WESTMORELAND COUNTY

URBAN // POPULATION • 355,107 / POPULATION UNDER 18 • 65,600



TYPES OF ALLEGATIONS SUBSTANTIATED REPORTS



200 TOTAL ALLEGATIONS

- 63** (31.5%) Sexual Abuse
- 50** (25.0%) Physical Abuse/Bodily Injury
- 28** (14.0%) Reasonable Likelihood of Bodily Injury
- 32** (16.0%) Serious Physical Neglect
- 12** (6.0%) Engaging in Per Se Acts
- 2** (1.0%) Likelihood of Sexual Abuse/Exploitation
- 11** (5.5%) Serious Mental Injury
- 2** (1.0%) Severe Form of Trafficking in Persons or Sex Trafficking
- 0** (0.0%) Munchausen Syndrome by Proxy/Medical Abuse

▲ NOTE: A report may have more than one allegation for each report; therefore, the total number of allegations will be greater than the total number of reports.

2022 REPORTS OF CHILD ABUSE

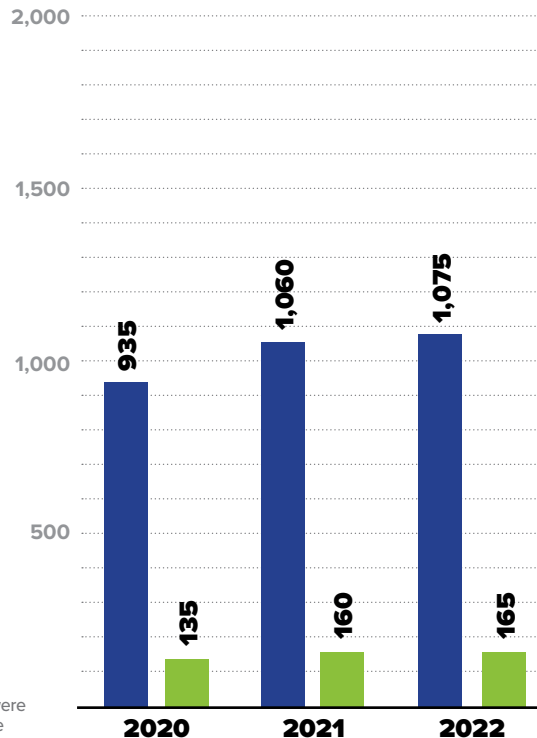
1,075

■ TOTAL REPORTS

165

■ SUBSTANTIATED REPORTS

▲ NOTE: CPS and GPS data reported were investigated and substantiated by the CCYA and may vary from statewide data which include both CCYA and OCFY Regional Office investigations.



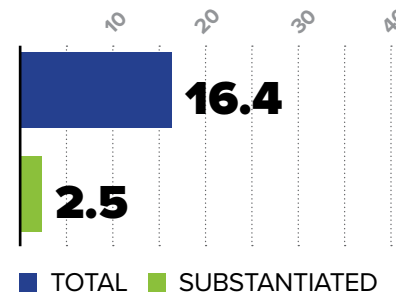
▲ NOTE: 2021 totals above will not align with the 2021 totals in this same table in the 2021 report, as regional investigations were included for that year in error in the 2021 report.

SUBSTANTIATED REPORTS BY SEX OF VICTIM

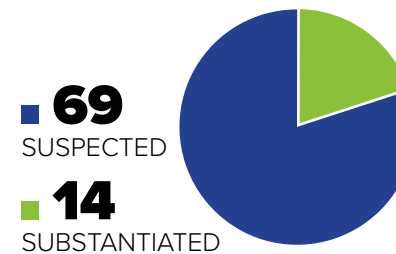
FEMALE
100
60.6%

MALE
65
39.4%

CHILD ABUSE REPORTS PER 1,000 CHILDREN




CASES OF REPEAT ABUSE SUBSTANTIATED REPORTS



\$5,636,654

EXPENDITURES CHILD ABUSE INVESTIGATIONS AND GENERAL PROTECTIVE SERVICES ASSESSMENTS



2022 SUBSTANTIATED FATALITIES

1/60 MALE **1** FEMALE **0**

2022 SUBSTANTIATED NEAR FATALITIES

5/138 MALE **2** FEMALE **3**

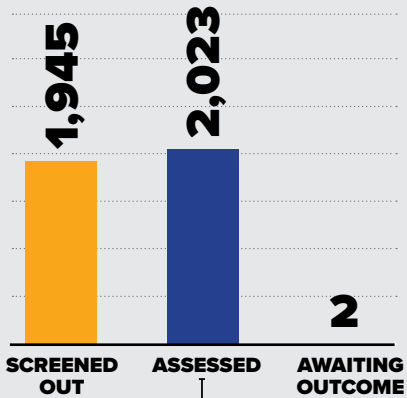


NOTE: A report may have more than one concern for each report; therefore, the total number of concerns will be greater than the total number of reports. In some reports, more than one child was assessed with valid concerns; therefore, the number of children assessed exceeds the number of valid assessed reports.

2022 REPORTS OF GENERAL PROTECTIVE SERVICES

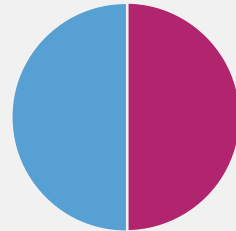
3,970

TOTAL REPORTS



BREAKDOWN VALID ASSESSED REPORTS

1,006



- TOTAL
- VALID
- INVALID

NUMBER OF CHILDREN ASSESSED

2,989

TOTAL

1,464

VALID

CHILDREN ASSESSED PER 1,000 CHILDREN

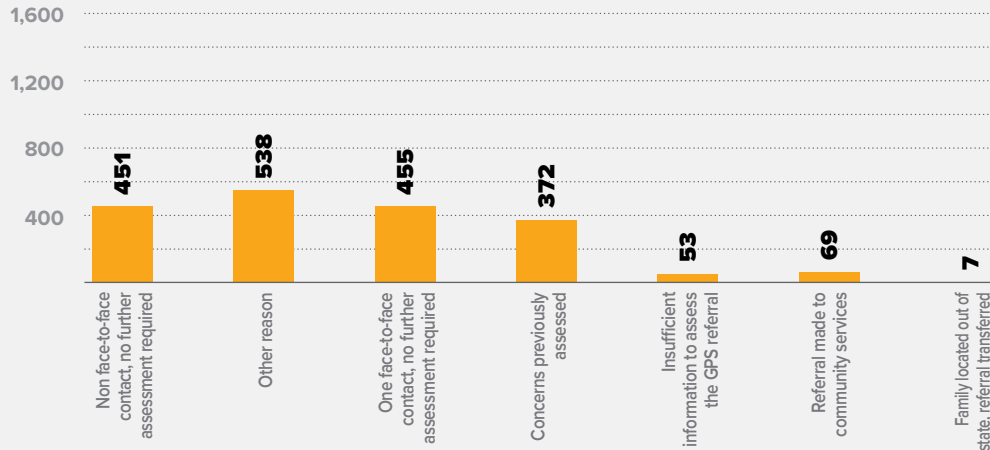
45.6

TOTAL

22.3

VALID

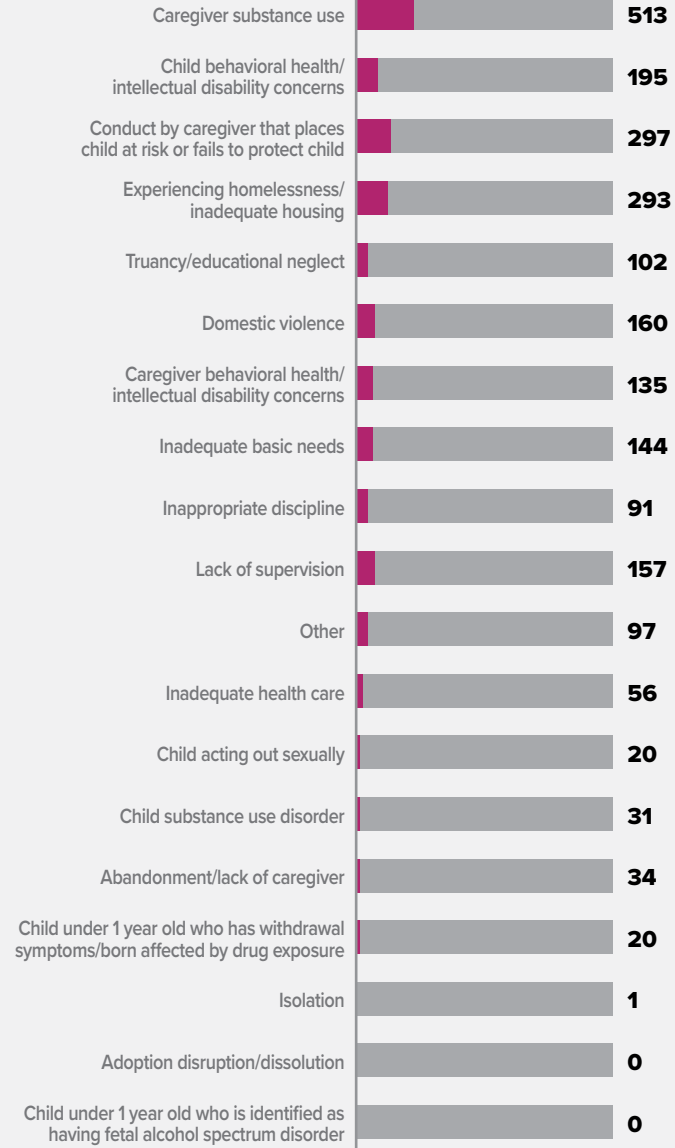
BREAKDOWN REPORTS SCREENED OUT BY REASON



VALID GPS CONCERNS BY TYPE

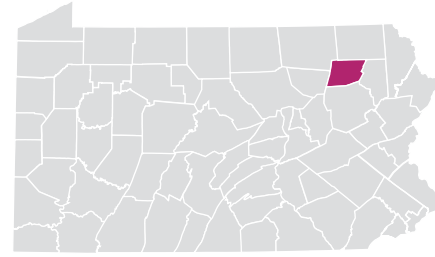
2,346

TOTAL CONCERNS

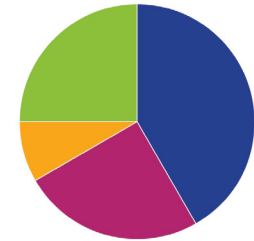


WYOMING COUNTY

RURAL // POPULATION • 26,389 / POPULATION UNDER 18 • 5,139



TYPES OF ALLEGATIONS SUBSTANTIATED REPORTS



12 TOTAL ALLEGATIONS

- **5** (41.7%) Sexual Abuse
- **3** (25.0%) Physical Abuse/Bodily Injury
- **1** (8.3%) Reasonable Likelihood of Bodily Injury
- **3** (25.0%) Serious Physical Neglect
- **0** (0.0%) Engaging in Per Se Acts
- **0** (0.0%) Likelihood of Sexual Abuse/Exploitation
- **0** (0.0%) Serious Mental Injury
- **0** (0.0%) Severe Form of Trafficking in Persons or Sex Trafficking
- **0** (0.0%) Munchausen Syndrome by Proxy/Medical Abuse

▲ NOTE: A report may have more than one allegation for each report; therefore, the total number of allegations will be greater than the total number of reports.

2022 REPORTS OF CHILD ABUSE

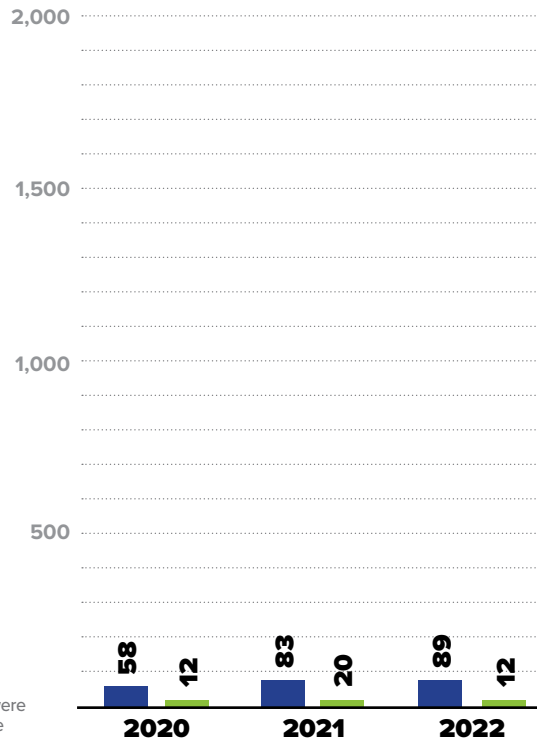
89

■ TOTAL REPORTS

12

■ SUBSTANTIATED REPORTS

▲ NOTE: CPS and GPS data reported were investigated and substantiated by the CCYA and may vary from statewide data which include both CCYA and OCYF Regional Office investigations.



▲ NOTE: 2021 totals above will not align with the 2021 totals in this same table in the 2021 report, as regional investigations were included for that year in error in the 2021 report.

SUBSTANTIATED REPORTS BY SEX OF VICTIM

FEMALE

8

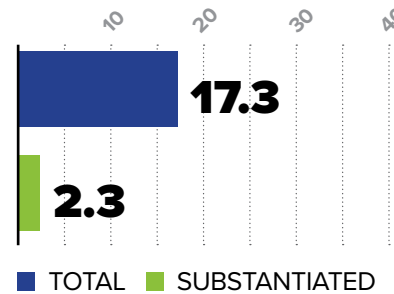
66.7%

MALE

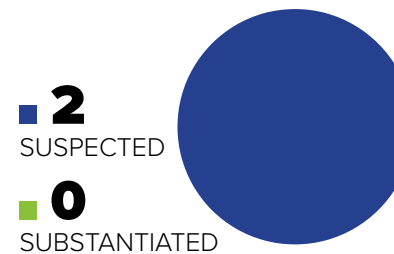
4

33.3%

CHILD ABUSE REPORTS PER 1,000 CHILDREN



CASES OF REPEAT ABUSE SUBSTANTIATED REPORTS



\$384,571

EXPENDITURES CHILD ABUSE INVESTIGATIONS AND GENERAL PROTECTIVE SERVICES ASSESSMENTS



2022 SUBSTANTIATED FATALITIES

0/60 MALE FEMALE

2022 SUBSTANTIATED NEAR FATALITIES

0/138 MALE FEMALE

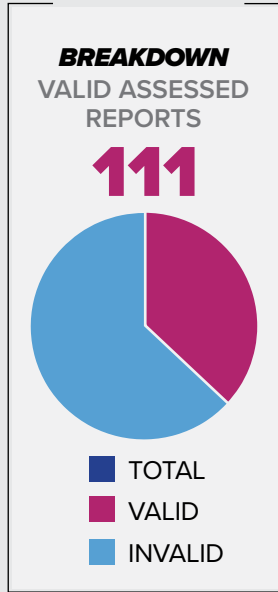
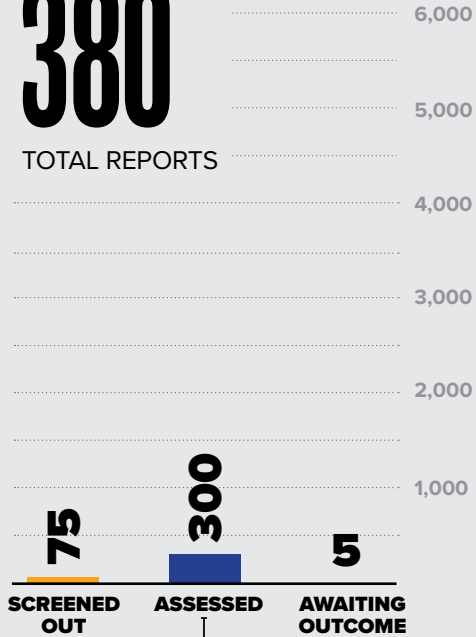


NOTE: A report may have more than one concern for each report; therefore, the total number of concerns will be greater than the total number of reports. In some reports, more than one child was assessed with valid concerns; therefore, the number of children assessed exceeds the number of valid assessed reports.

2022 REPORTS OF GENERAL PROTECTIVE SERVICES

380

TOTAL REPORTS



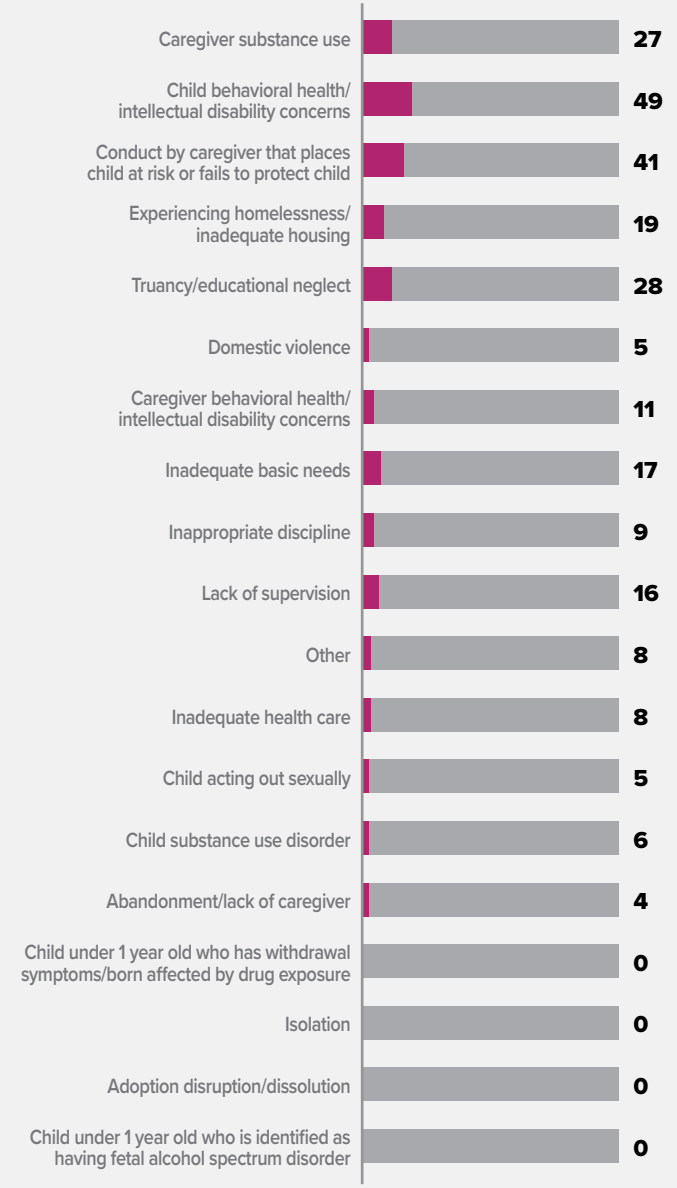
NUMBER OF CHILDREN ASSESSED



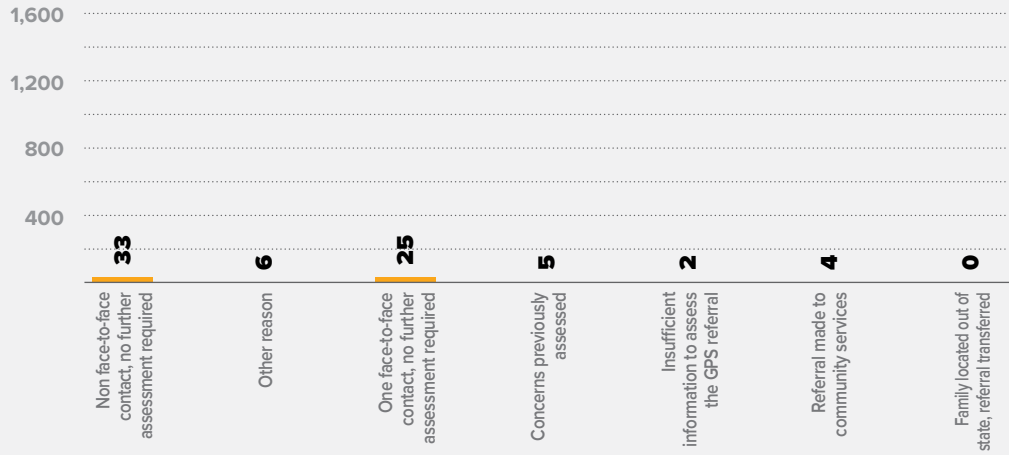
VALID GPS CONCERNS BY TYPE

253

TOTAL CONCERNS

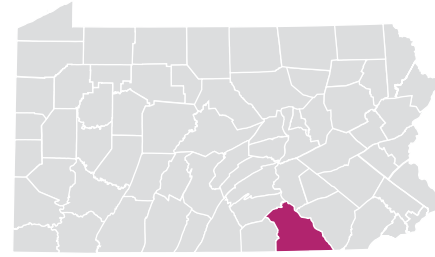


BREAKDOWN REPORTS SCREENED OUT BY REASON

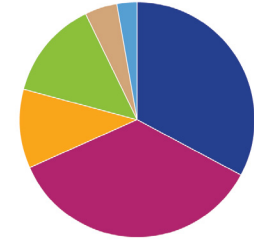


YORK COUNTY

URBAN // POPULATION • 454,605 / POPULATION UNDER 18 • 100,869



TYPES OF ALLEGATIONS SUBSTANTIATED REPORTS



268 TOTAL ALLEGATIONS

- 88** (32.8%) Sexual Abuse
- 96** (35.8%) Physical Abuse/Bodily Injury
- 29** (10.8%) Reasonable Likelihood of Bodily Injury
- 36** (13.4%) Serious Physical Neglect
- 12** (4.5%) Engaging in Per Se Acts
- 7** (2.6%) Likelihood of Sexual Abuse/Exploitation
- 0** (0.0%) Serious Mental Injury
- 0** (0.0%) Severe Form of Trafficking in Persons or Sex Trafficking
- 0** (0.0%) Munchausen Syndrome by Proxy/Medical Abuse

▲ NOTE: A report may have more than one allegation for each report; therefore, the total number of allegations will be greater than the total number of reports.

2022 REPORTS OF CHILD ABUSE

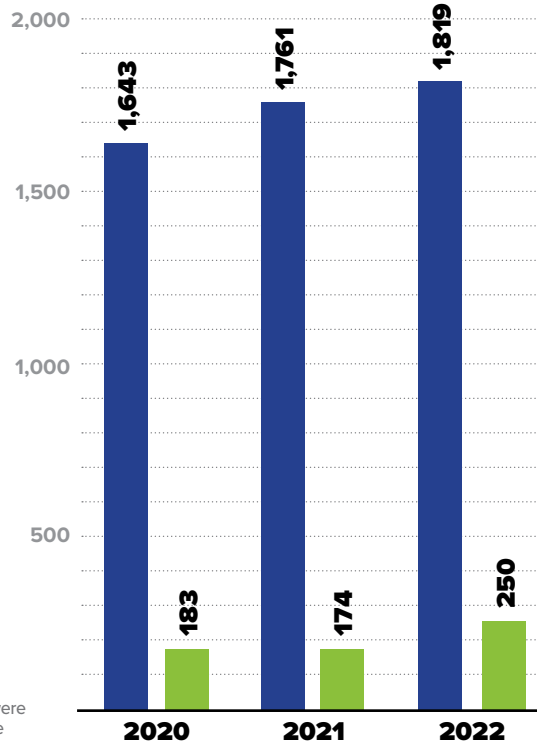
1,819

■ TOTAL REPORTS

250

■ SUBSTANTIATED REPORTS

▲ NOTE: CPS and GPS data reported were investigated and substantiated by the CCYA and may vary from statewide data which include both CCYA and OCFY Regional Office investigations.



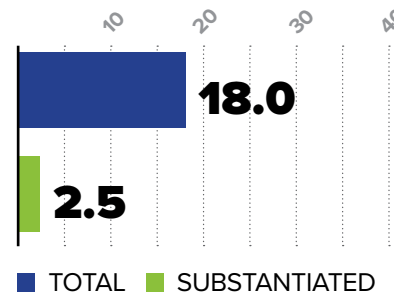
▲ NOTE: 2021 totals above will not align with the 2021 totals in this same table in the 2021 report, as regional investigations were included for that year in error in the 2021 report.

SUBSTANTIATED REPORTS BY SEX OF VICTIM

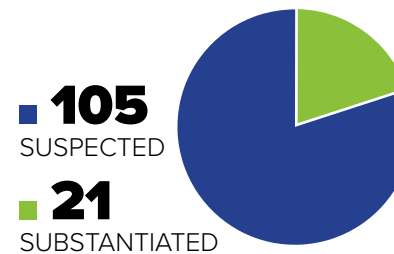
FEMALE
138
55.2%

MALE
112
44.8%

CHILD ABUSE REPORTS PER 1,000 CHILDREN



CASES OF REPEAT ABUSE SUBSTANTIATED REPORTS



\$6,497,025

EXPENDITURES CHILD ABUSE INVESTIGATIONS AND GENERAL PROTECTIVE SERVICES ASSESSMENTS



2022 SUBSTANTIATED FATALITIES

1/60 MALE 0 FEMALE 1

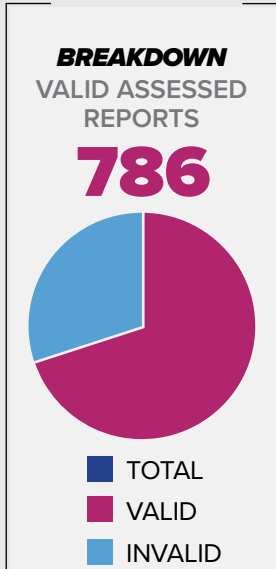
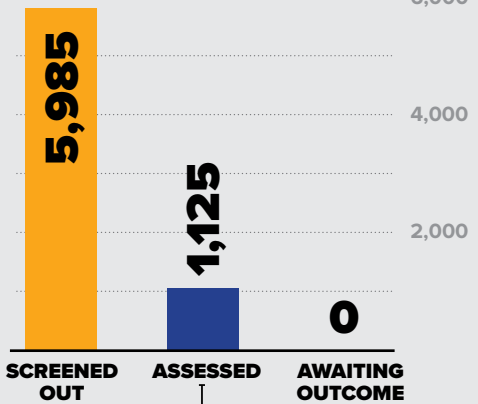
2022 SUBSTANTIATED NEAR FATALITIES

4/138 MALE 4 FEMALE 0

2022 REPORTS OF GENERAL PROTECTIVE SERVICES

7,110

TOTAL REPORTS



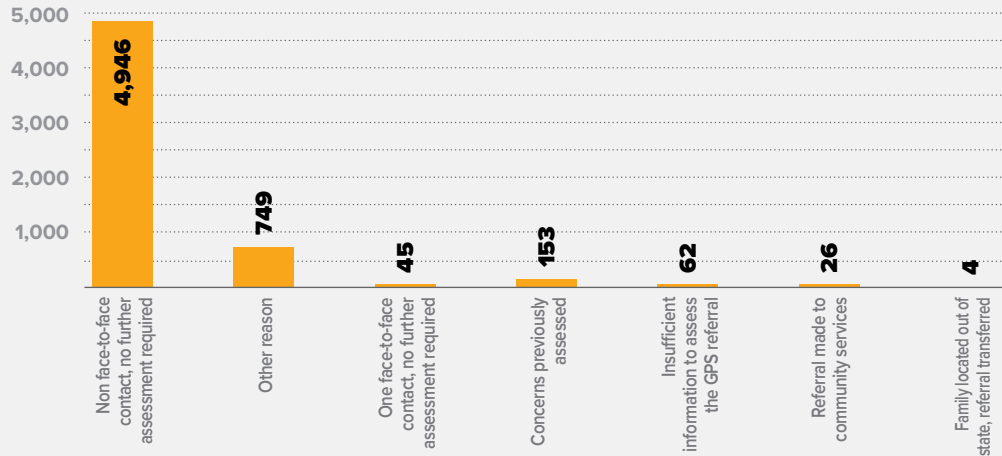
NUMBER OF CHILDREN ASSESSED



CHILDREN ASSESSED PER 1,000 CHILDREN



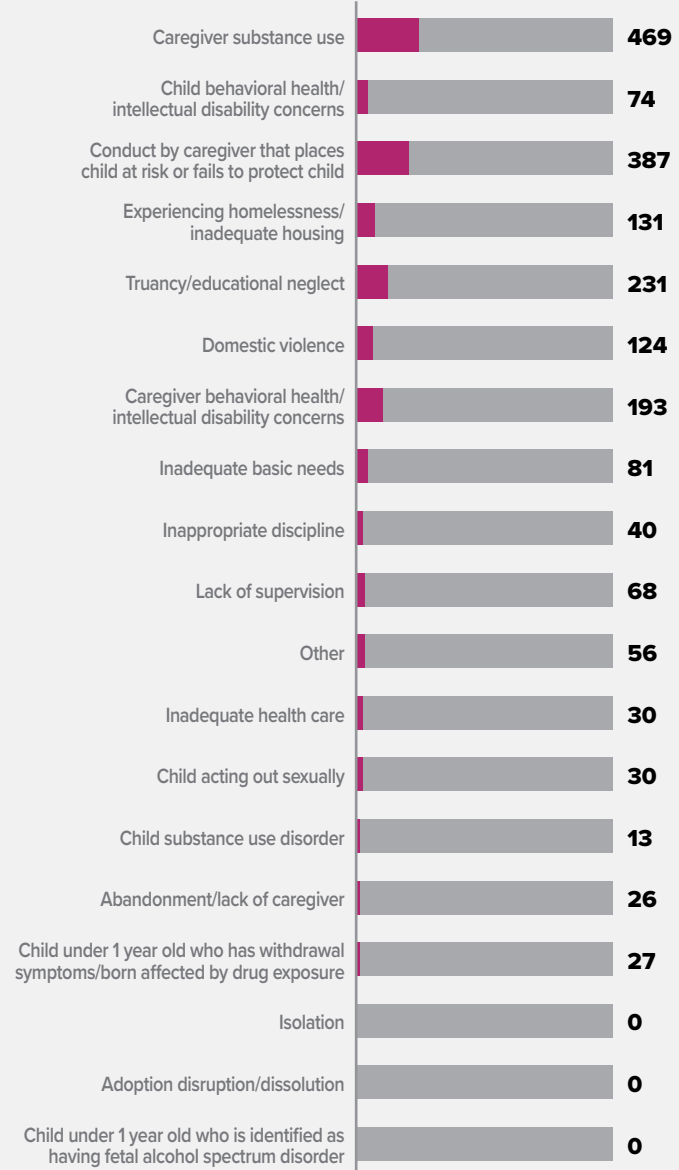
BREAKDOWN REPORTS SCREENED OUT BY REASON



VALID GPS CONCERNS BY TYPE

1,980

TOTAL CONCERNS



TO REPORT
SUSPECTED CHILD ABUSE,
CALL CHILDLINE AT
1 · 800 · 932 · 0313
TDD // 1 · 866 · 872 · 1677

www.KeepKidsSafe.pa.gov

