



pennsylvania
DEPARTMENT OF HUMAN SERVICES

CHILD PROTECTIVE SERVICES

2 0 1 9 | A N N U A L | R E P O R T

Table of Contents

3	INTRODUCTION
3	LEGISLATIVE UPDATE
4	STATEWIDE CHILD ABUSE
8	CHILD ABUSE REPORTS BY INVESTIGATING AGENCY
9	SUBSTANTIATED CHILD ABUSE REPORTS
11	CHILD ABUSE FATALITY AND NEAR FATALITY REVIEW AND ANALYSIS
15	OCYF REGIONAL OFFICE INVESTIGATIONS
19	CHILD ABUSE IN CHILD CARE SETTINGS
21	HEARINGS AND APPEALS
22	CLEARANCES FOR EMPLOYEES AND VOLUNTEERS
24	FEDERAL BUREAU OF INVESTIGATION RECORDS REQUESTS
25	STATEWIDE GENERAL PROTECTIVE SERVICES
26	VALID GENERAL PROTECTIVE SERVICE REPORTS BY COUNTY
29	CHILDLINE
30	FUNDING AND EXPENDITURES FOR CHILD WELFARE SERVICES
31	SAFE HAVEN OF PENNSYLVANIA
32	FEDERAL CHILD ABUSE PREVENTION AND TREATMENT ACT
33	COUNTIES BY THE NUMBERS

County-by-county analysis

34	ADAMS	102	LACKAWANNA
36	ALLEGHENY	104	LANCASTER
38	ARMSTRONG	106	LAWRENCE
40	BEAVER	108	LEBANON
42	BEDFORD	110	LEHIGH
44	BERKS	112	LUZERNE
46	BLAIR	114	LYCOMING
48	BRADFORD	116	MCKEAN
50	BUCKS	118	MERCER
52	BUTLER	120	MIFFLIN
54	CAMBRIA	122	MONROE
56	CAMERON	124	MONTGOMERY
58	CARBON	126	MONTOUR
60	CENTRE	128	NORTHAMPTON
62	CHESTER	130	NORTHUMBERLAND
64	CLARION	132	PERRY
66	CLEARFIELD	134	PHILADELPHIA
68	CLINTON	136	PIKE
70	COLUMBIA	138	POTTER
72	CRAWFORD	140	SCHUYLKILL
74	CUMBERLAND	142	SNYDER
76	DAUPHIN	144	SOMERSET
78	DELWARE	146	SULLIVAN
80	ELK	148	SUSQUEHANNA
82	ERIE	150	TIOGA
84	FAYETTE	152	UNION
86	FOREST	154	VENANGO
88	FRANKLIN	156	WARREN
90	FULTON	158	WASHINGTON
92	GREENE	160	WAYNE
94	HUNTINGDON	162	WESTMORELAND
96	INDIANA	164	WYOMING
98	JEFFERSON	166	YORK
100	JUNIATA		

INTRODUCTION

PENNSYLVANIA'S CHILD PROTECTIVE SERVICES LAW (CPSL)

requires the Department of Human Services (DHS) to prepare and transmit to the governor and General Assembly a yearly report on the operations of ChildLine and protective services provided by the county children and youth agencies (CCYA).

DHS presents the completed 2019 Annual Child Protective Services Report. This report focuses on presenting statewide data on child abuse in Pennsylvania, as well as providing county and region-specific information.

It is important to note that the data contained in this report is based on child abuse referrals and general protective services referrals received between January 1, 2019 and December 31, 2019. Data in annual reports prior to 2016 were based on the year the status determination was received at ChildLine. Annual reports are accessible through the Keep Kids Safe website (www.KeepKidsSafe.pa.gov).

The Keep Kids Safe website serves as the hub for information and resources impacting child protection for both professionals and the general public. This website includes information related to mandatory reporting, training on child abuse recognition, child abuse clearances and reporting, information related to clearances, the Safe Haven program, fatality and near fatality reports, and prior years' annual child abuse reports.

ONLINE CONTENT

<http://KeepKidsSafe.pa.gov/resources/childabuserreports/>

This report is available for download at the above link.

DATA EXTRACTION

All child abuse and general protective services data presented in this report was extracted on 3/23/2020 unless otherwise noted.

LEGISLATIVE UPDATE

ACT 47 of 2019

On July 2, 2019, Governor Tom Wolf signed Act 47 of 2019 amending Title 23 (Domestic Relations) to allow designated correctional facility employees to serve as a witness when incarcerated parents of an adoptee are completing an adoption consent form. If a second witness is unavailable, Act 47 allows the consent to be acknowledged before a notary public. Previously, inmates could not obtain the necessary witness signatures as correctional facility staff believed they were not permitted to do so, resulting in children lingering in foster care while awaiting adoption. Additionally, Act 47 amends the Child Protective Services Law (CPSL) by no longer allowing employees or volunteers to be hired on a provisional basis effective December 31, 2019, bringing Pennsylvania into compliance with federal requirements passed through the Bipartisan Budget Act of 2018. Child care centers, group care homes and family child care homes still have the ability to provisionally hire employees or approve volunteers for a single period not to exceed 45 days, provided certain conditions are met and a waiver is granted by the Office of Child Development and Early Learning (OCDEL) from DHS. Lastly, Act 47 amended clearance requirements for child care centers, group care homes and family child care homes by:

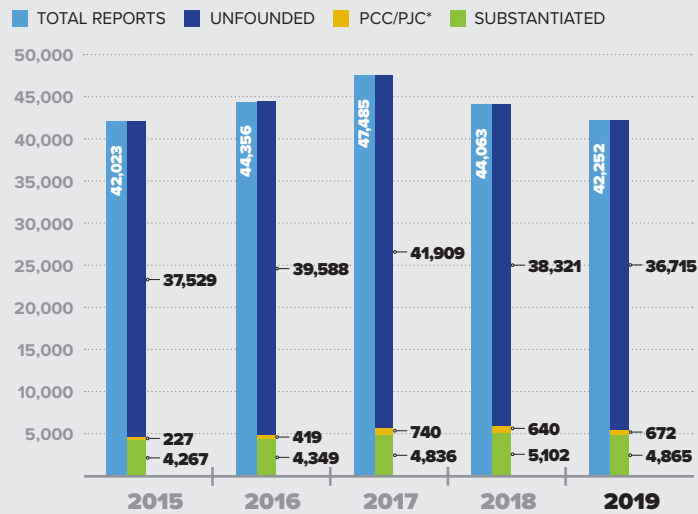
- Adding convictions of arson and strangulation to the list of prohibitive hire offenses.
- Requiring the National Sex Offender Registry Verification.
- Requiring out-of-state clearances for employees and volunteers who have lived outside of Pennsylvania in the last five years.

STATEWIDE CHILD ABUSE

STATE POPULATION • 12,791,181 // POPULATION UNDER 18 • 2,675,330

NOTE: U.S. Census Bureau, 2014-2018 American Community Survey 5-Year Estimates, extracted January 2020.

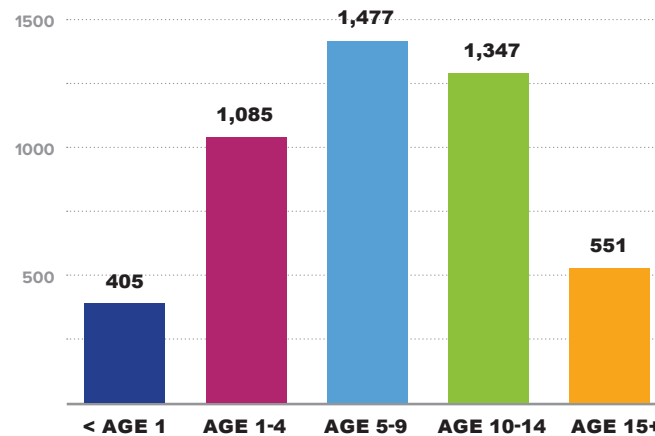
2019 REPORTS OF CHILD ABUSE



EXECUTIVE SUMMARY

- Statewide substantiated reports of child abuse decreased from 1.9 per thousand children in 2018 to 1.8 per thousand children in 2019.
- Sexual abuse remains the leading category of abuse, followed by physical abuse.
- The higher number of female victims is partially explained by the fact that 83% of sexual abuse reports, the most prevalent type of abuse, involve females and 17% involve males.
- Parents continue to be the persons most responsible for abuse of their children.

VICTIM AGE SUBSTANTIATED REPORTS



TOTAL REPORTS PER 1,000 CHILDREN

15.8 IN 2019
17.6 IN 2018

SUBSTANTIATED REPORTS PER 1,000 CHILDREN

1.8 IN 2019
1.9 IN 2018

BY SEX OF VICTIM

2,970 61.0% FEMALE
1,895 39.0% MALE

2019 FATALITIES

51

2019 NEAR FATALITIES

93

NOTE: Total and Substantiated Reports for 2015-2017 were extracted on 3/23/18. Data for 2018 was extracted on 3/23/19. Data for 2019 was extracted on 3/23/20. Outcomes are reported by the CCYA or OCYF Regional Office at the conclusion of the investigation and are subject to change based on appeal or court outcome.

*PCC/PJC : Pending Criminal Court/Pending Juvenile Court.

CHILD PROTECTIVE SERVICES

reports are those that allege a child might have been a victim of child abuse. Reports alleging that a child under 18 years of age may have been abused are accepted for investigation when reported prior to the victim's 20th birthday.

These reports are made by mandated and permissive reporters. Mandated reporters are adults who work or volunteer with children and youth and are required to report suspected child abuse if they have reasonable cause to suspect that child abuse has occurred under any of the following circumstances:

- The mandated reporter comes into contact with the child in the course of employment, occupation and practice of a profession, or through a regularly scheduled program, activity or service;
- The mandated reporter is directly responsible for the care, supervision, guidance or training of the child, or is affiliated with an agency, institution, organization, school, regularly established church or religious organization, or other entity that is directly responsible for the care, supervision, guidance, or training of the child;

CONTINUES ON PAGE 5



2019 CHILD ABUSE REPORTS INVESTIGATED

WITHIN 30 AND 60 DAYS

19,352

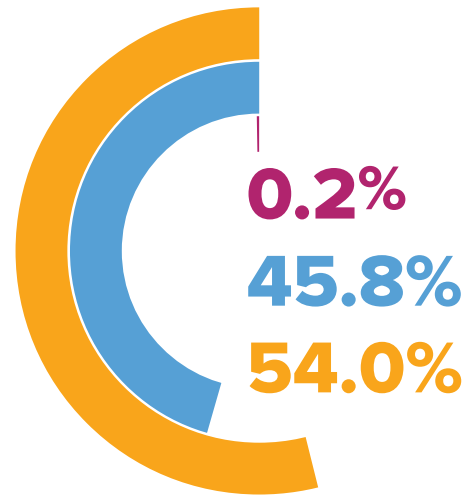
INVESTIGATIONS
WITHIN 0-30 DAYS

22,830

INVESTIGATIONS
WITHIN 31-60 DAYS

70

INVESTIGATIONS
OVER 60 DAYS



CONTINUED FROM PAGE 4

- A person makes a specific disclosure to the mandated reporter that an identifiable child is the victim of child abuse; or
- An individual 14 years of age or older makes a specific disclosure to the mandated reporter that the individual has committed child abuse.

Visit www.KeepKidsSafe.pa.gov for a complete list of mandated reporters and assistance on how to make a report.

Persons who are not mandated to report are considered permissive reporters. Permissive reporters may make a referral of suspected child abuse by calling ChildLine. Anyone who has reasonable cause to suspect child abuse is encouraged to make a report.

INVESTIGATIONS

Upon receipt of a report of suspected child abuse, the CCYA immediately begins an investigation and ensures safety of the child and any other children living in the home. The CCYA is required to see the child within the following time frames:

- Immediately, if:
 - › Emergency protective custody is required, has been or will be taken; or
 - › It cannot be determined from the report whether emergency protective custody is needed.
- Within 24 hours, if the CCYA has assured the immediate safety of the child, i.e. the child will have no contact with the alleged perpetrator.

The CCYA investigates reports of suspected child abuse when the alleged perpetrator meets the definition under the CPSL. Suspected child abuse can be caused by the alleged perpetrator by acts either he or she committed (commission) or by failing to prevent abuse (omission). The CPSL defines perpetrators of commission as:

- A parent of the child;
- A spouse or former spouse of the child's parent;
- A paramour or former paramour of the child's parent;
- A person 14 years of age or older and responsible for the child's welfare or having direct contact with children as an employee of child care services, a school or through a program, activity or service;
- An individual 14 years of age or older who resides in the same home as the child;
- An individual 18 years of age or older who does not reside in the same home as the child, but is related within the third degree of consanguinity or affinity by birth or adoption to the child; or
- An individual 18 years of age or older who engages a child in severe forms of trafficking in persons or sex trafficking, as those terms are defined

under Section 103 of the Trafficking Victims Protection Act of 2000 (114 Stat. 1466, 22 U.S.C. § 7102).

The following individuals may be considered a perpetrator for failing to act:

- A parent of the child;
- A spouse or former spouse of the child's parent;
- A paramour or former paramour of the child's parent;
- A person 18 years of age or older and responsible for the child's welfare; or
- A person 18 years of age or older who resides in the same home as the child.

Relationships of perpetrators described in this report further define how the perpetrator was connected to the child. Reports may have more than one allegation of abuse by a perpetrator against a child victim. Because some children are victims of more than one type of abuse, the chart [[pg. 10](#)] illustrating the types of allegations will be a greater number than the number of children who were victims of child abuse.

If the alleged perpetrator does not fit the CPSL definition, the report is referred to law enforcement officials for investigation. Reports are also referred to law enforcement officials for a joint

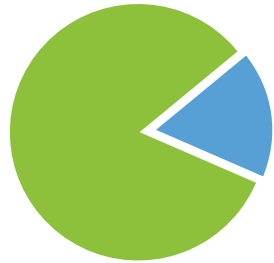
CONTINUES ON PAGE 6





STATEWIDE CHILD PROTECTIVE SERVICES

SOURCES OF CHILD ABUSE REPORTS



44,287

TOTAL REPORTERS

37,647

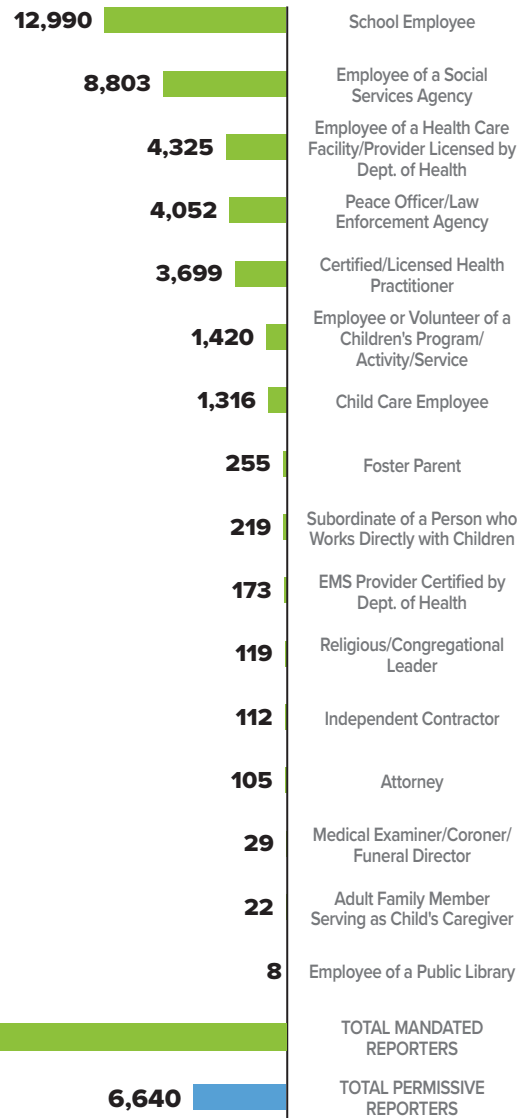
MANDATED REPORTERS

6,640

PERMISSIVE REPORTERS

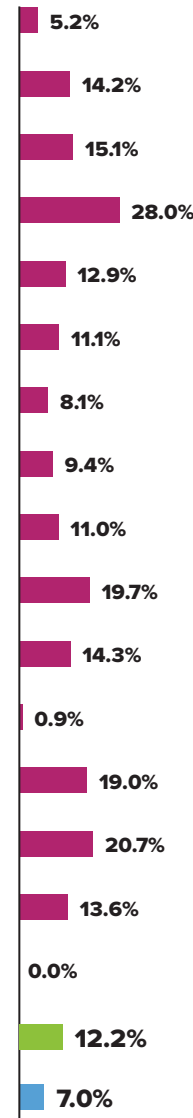
BREAKDOWN

TOTAL MANDATED REPORTERS BY REPORTER TYPE



BREAKDOWN

PERCENT OF REPORTS SUBSTANTIATED BY REPORTER TYPE



CONTINUED FROM PAGE 5

multidisciplinary team investigation with the CCYA and a health care professional when there are child abuse allegations that also include certain criminal offenses such as aggravated assault, kidnapping, sexual abuse, sex trafficking, or serious bodily injury by any perpetrator.

A child abuse investigation must determine within 30 days whether the report is:

- **FOUNDED** – there is court action including:
 - › A judicial adjudication that the child was abused;
 - › Acceptance into an accelerated rehabilitative disposition program;
 - › Consent decree entered in a juvenile proceeding; or
 - › Granting of a final protection from abuse order.
- **INDICATED** – CCYA or OCYF Regional Office staff find substantial evidence that abuse has occurred based on medical evidence, the child protective service investigation, or an admission by the perpetrator;
- **UNFOUNDED** – the alleged abuse did not meet the definition or criteria for abuse; or
- **PENDING** – status assigned to a report when the CCYA cannot complete the investigation within 60 calendar days because criminal or juvenile court action has been initiated.

NOTES: A report may have more than one reporter; therefore, the total number of reporters will be greater than the total number of reports. Mandated reporter types reported prior to 2018 were reported using different categories.

CONTINUES ON PAGE 7



The status of indicated reports is approved by the CCYA administrator and reviewed by the CCYA solicitor.

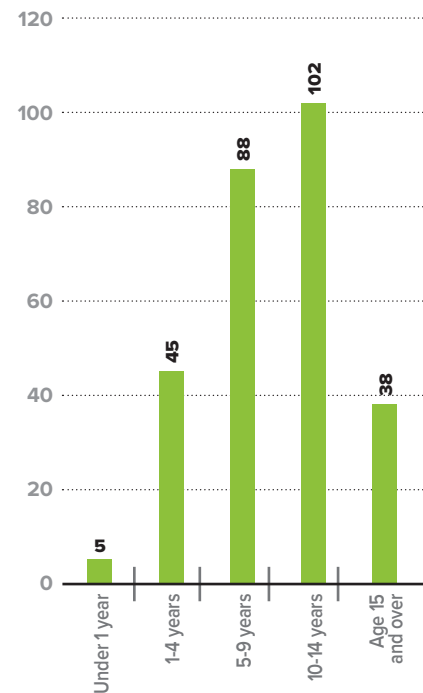
A CCYA may take up to 60 days to complete an investigation if there is a valid reason to not complete the investigation within 30 days, such as waiting on results from medical reports or other evaluations. The CCYA must document this reason in the case file.

Substantiated reports are kept on file at both ChildLine and the CCYAs until the victim's 23rd birthday. ChildLine keeps the adult perpetrator's information on file indefinitely if the name and date of birth or social security number of the perpetrator is known. Under certain circumstances, minor perpetrator's information is expunged. Unfounded reports are kept on file at ChildLine for one year from the date of the report. They must be expunged within 120 days following the one-year period. If the unfounded case is accepted for services, the report is maintained as part of the case record and is then kept on file for one year following closure of the case. The report is expunged within 120 days following the one-year period. CCYAs may maintain information regarding unfounded reports to assist in future risk and safety assessments and research, for an indefinite amount of time. In this report, "founded" and "indicated" reports of child abuse will be referred to as "substantiated" reports.

REPORTS OF REPEAT ABUSE SUSPECTED VS. SUBSTANTIATED



BREAKDOWN SUBSTANTIATED REPORTS OF REPEAT ABUSE BY AGE OF VICTIM



STATEWIDE CHILD PROTECTIVE SERVICES



REPEAT ABUSE

ChildLine uses the statewide database to identify if a child victim on a new report has been previously identified as a victim in a substantiated report of abuse. Upon receipt of a report at ChildLine, a caseworker searches the statewide database to identify if any subject of the report — including the child's parent, perpetrator, or the child themselves — was involved in a previous substantiated report or one that is under investigation. In addition, during the course of a current investigation, it is possible that other previously unreported incidents of child abuse are disclosed. For example, an investigation can reveal another incident of abuse that was never before disclosed by the child or the family for a number of reasons. These previously unreported incidents are registered with ChildLine and handled as separate reports. Both types of reports are reflected in the graphic depicting reports of repeat abuse.

DHS: OCYF REGIONAL OFFICES

DHS's Office of Children, Youth and Families (OCYF) has regional offices in Philadelphia, Scranton, Harrisburg, and Pittsburgh.

Regional office responsibilities include:

- Monitoring, licensing, and providing technical assistance to CCYAs, foster family care agencies, adoption agencies and residential and day treatment facilities;

- Investigating child abuse when the alleged perpetrator is a CCYA employee or one of its agents;
- Conducting comprehensive reviews of all child fatalities and near fatalities as a result of suspected child abuse that occur within the commonwealth;
- Monitoring CCYAs' implementation and ongoing compliance with the CPSL;
- Ensuring regulatory compliance of agencies and facilities by investigating complaints and conducting annual inspections;
- Assisting CCYAs in the interpretation and implementation of new laws and regulations; and
- Reviewing and recommending approval of county needs-based plans and budget estimates.

When the suspected abuse has been committed by the CCYA or any of its agents or employees, the CPSL requires DHS to investigate reports of suspected child abuse due to conflict of interest. An agent of the CCYA is anyone who provides a children and youth social service for, or on behalf of, the CCYA. Agents might include resource parents, residential facility staff, and staff and volunteers at child care centers.





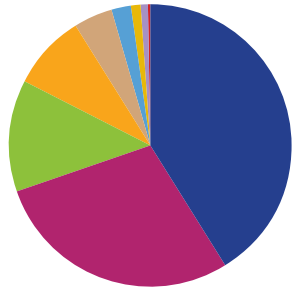
STATEWIDE CHILD PROTECTIVE SERVICES

Note (applicable to Types of Allegations (far left) and Breakdown - Relationship of Perpetrator (far right)): The methodology for determining the number of allegations has been revised from previous years' reports. This revision results in a lower count of allegations within each type of allegation and total allegations. The revised methodology counts each allegation type once for a child within each report.
Note: A report can contain multiple allegation types; therefore, total allegations may exceed the number of reports.

TYPES OF ALLEGATIONS SUBSTANTIATED REPORTS

5,202

TOTAL ALLEGATIONS



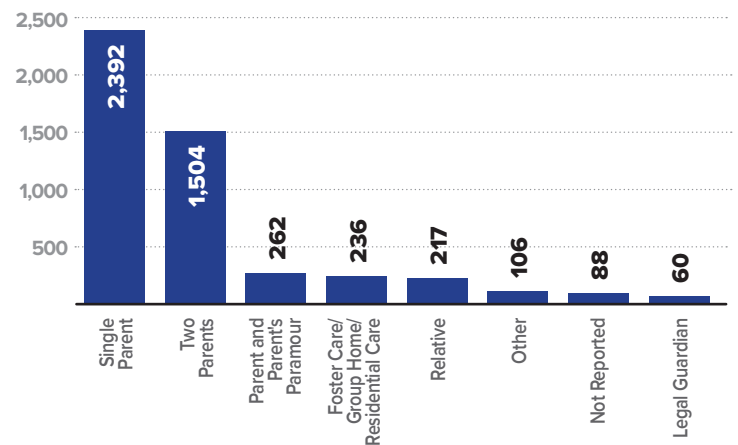
- 2,087** (40.1%) Sexual abuse
- 1,448** (27.8%) Physical abuse/bodily injury
- 649** (12.5%) Serious physical neglect
- 581** (11.2%) Reasonable likelihood of bodily injury
- 223** (4.3%) Engaging in per se acts
- 113** (2.2%) Likelihood of sexual abuse/exploitation
- 58** (1.1%) Serious mental injury
- 34** (0.7%) Severe form of trafficking in persons or sex trafficking*
- 9** (0.2%) Munchausen Syndrome by proxy/ medical abuse

*All 34 allegations are for sex trafficking.

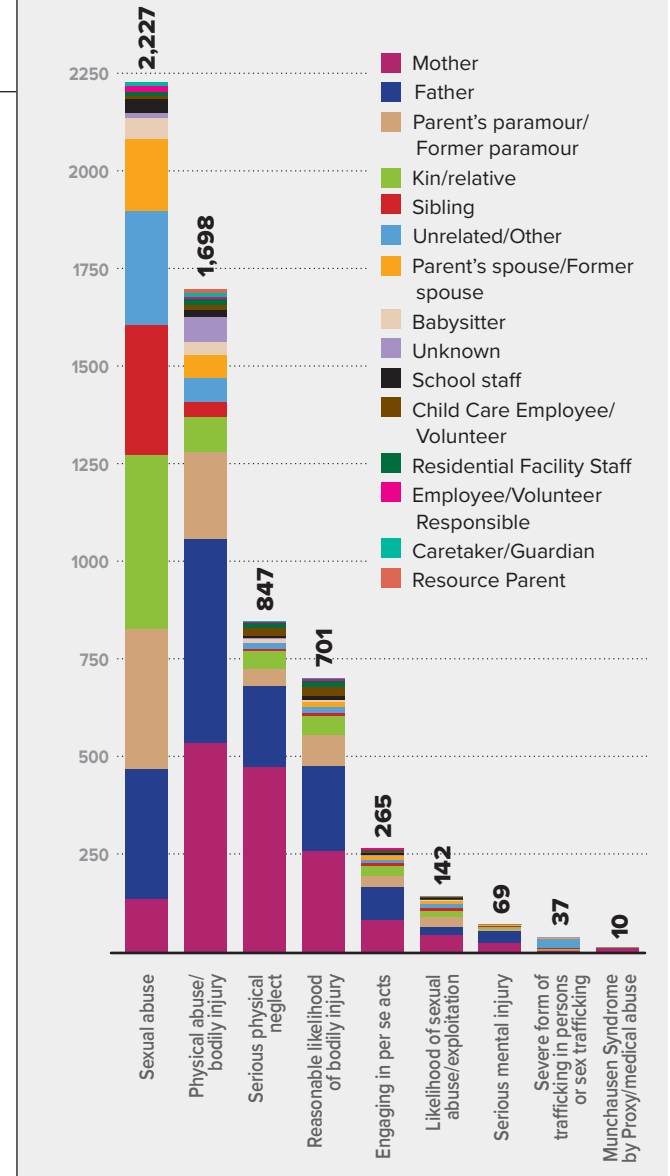
RELATIONSHIP OF PERPETRATOR SUBSTANTIATED REPORTS



VICTIMS' LIVING ARRANGEMENT AT TIME OF ABUSE SUBSTANTIATED REPORTS



BREAKDOWN RELATIONSHIP OF PERPETRATOR



DEFINITION: Per se act — The definition of child abuse also includes certain acts in which the act itself constitutes abuse without any resulting injury or condition.

CHILD ABUSE FATALITY AND NEAR FATALITY REVIEW AND ANALYSIS

THE FATALITY OR NEAR FATALITY OF A CHILD under suspicious circumstances impacts the wider community, with everyone left wondering what could have been done differently to prevent the incident from occurring. DHS is required to review circumstances surrounding cases where suspected child abuse might have occurred, which helps the community better understand what led to the fatality or near fatality, and to help initiate a discussion on how Pennsylvanians can help prevent future occurrences.

Act 33 became effective December 30, 2008 and requires that child fatalities and near fatalities where abuse is suspected be reviewed at the state and county levels. The review of child fatalities was not new to the field of child welfare, but rather codified and built upon the existing review process for fatalities to include the review of near fatalities. Act 44 of 2014 further addressed public disclosure provisions by permitting the investigating CCYA to release information to the public prior to the completion of its fatality or near fatality review team report. Act 33 of 2008 and Act 44 of 2014 increased child-serving systems' transparency and accountability related to child fatalities and near fatalities by granting public access to information related to each child fatality or near fatality when abuse is suspected.

Upon receipt of a report of suspected child abuse involving a fatality or near fatality, two types of reviews are immediately initiated:

- The first level of review occurs at the local level in accordance with an established protocol and involves the CCYA convening a team broadly representative of the community, consisting of at least six individuals who have expertise in the prevention and treatment of child abuse. County Child Abuse Fatality and Near Fatality Review Teams are required to review cases when it has been determined that abuse occurred, or when a final status determination has not been made within 30 calendar days from the date of the report to ChildLine.
- DHS is responsible for conducting the second level of review for all child fatalities and near fatalities when abuse is suspected, regardless of the status determination. This means that both substantiated and unfounded cases will be reviewed.

DHS has also convened a Statewide Child Fatality and Near Fatality Trend Analysis Team consisting of cross-system partners and external stakeholders. The team's purpose is to continuously analyze data and information gathered to determine the contributing factors and symptoms of abuse and to form recommendations for policy and practice changes at the state and local levels. The team will use the analyses to promote and support the implementation of effective prevention efforts in Pennsylvania that may prevent similar future occurrences. These reviews seek to identify areas that require systemic change in order to improve the delivery of services to children and families, and develop data-driven and research-informed recommendations, which will ultimately enhance the commonwealth's ability to protect children. In February 2019, the first Child Abuse Fatality and Near Fatality Trend Analysis Team report was released detailing the findings and recommendations for incidents reported in calendar years 2015 and 2016. The report is available at www.dhs.pa.gov/docs/Publications/Pages/Child-Fatality-Near-Fatality-Reports.aspx. The trend team will continue analyzing child abuse fatalities and near fatalities in subsequent years and release the findings and recommendations developed annually.



CHILD FATALITY AND NEAR FATALITY ANALYSIS

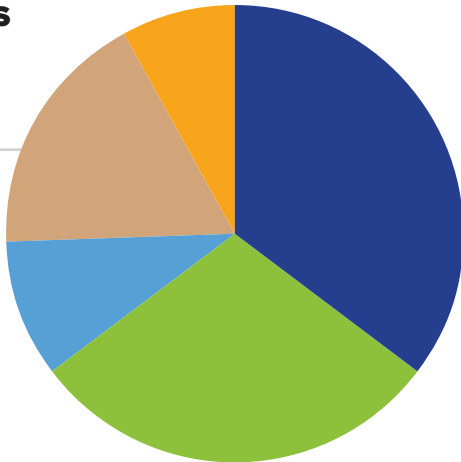
Upon completion of DHS's review, a final redacted report is posted at www.dhs.pa.gov/docs/Publications/Pages/Child-Fatality-Near-Fatality-Reports.aspx unless the district attorney certifies that the release of the report may compromise a pending criminal investigation or proceeding. After verification from the district attorney that there is no longer a certification barring the report's release, DHS's redacted report is posted to facilitate the release of information to the public.

SUBSTANTIATED FATALITIES

51

18
35.3%
FEMALE

33
64.7%
MALE



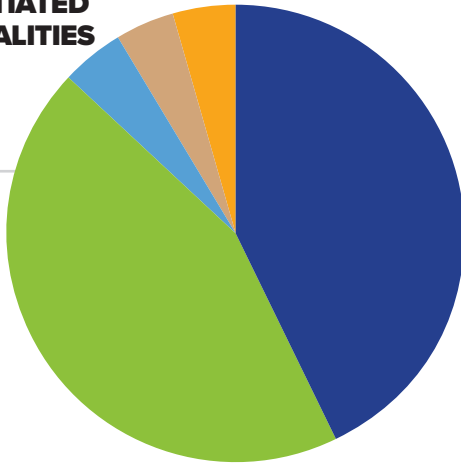
- 18** (35.3%) Under Age 1
- 15** (29.4%) Ages 1-4
- 5** (9.8%) Ages 5-9
- 9** (17.6%) Ages 10-14
- 4** (7.8%) Ages 15-17

SUBSTANTIATED NEAR FATALITIES

93

57
61.3%
FEMALE

36
38.7%
MALE

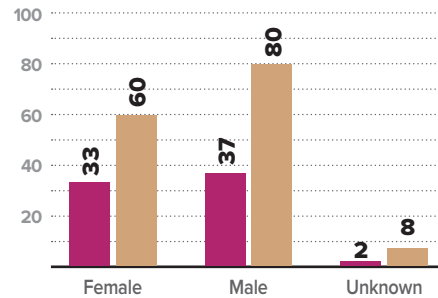


- 40** (43.0%) Under Age 1
- 41** (44.1%) Ages 1-4
- 4** (4.3%) Ages 5-9
- 4** (4.3%) Ages 10-14
- 4** (4.3%) Ages 15-17

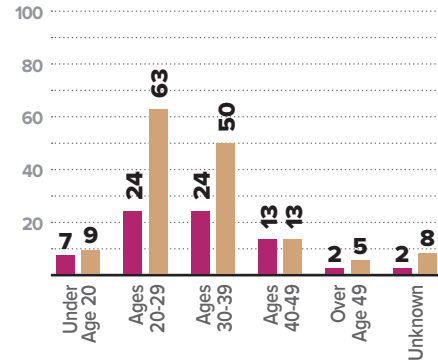
PERPETRATOR

■ FATALITIES ■ NEAR FATALITIES

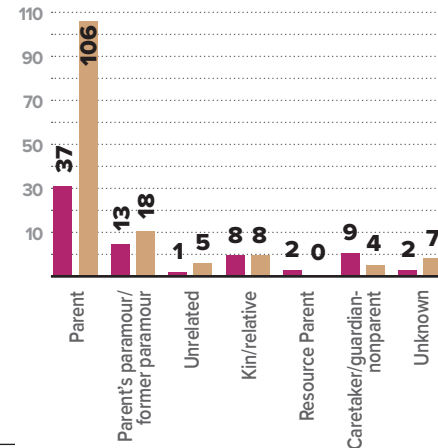
SEX OF PERPETRATOR



AGE OF PERPETRATOR



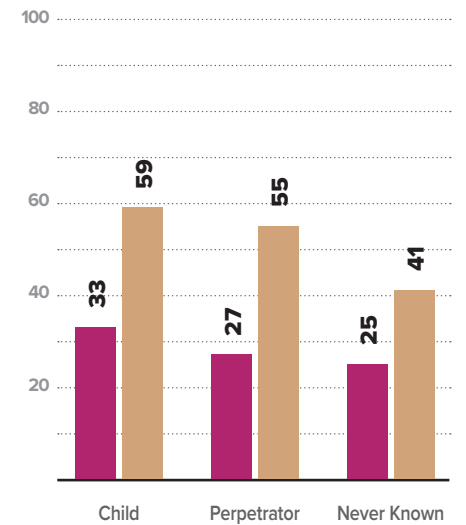
RELATIONSHIP TO VICTIM



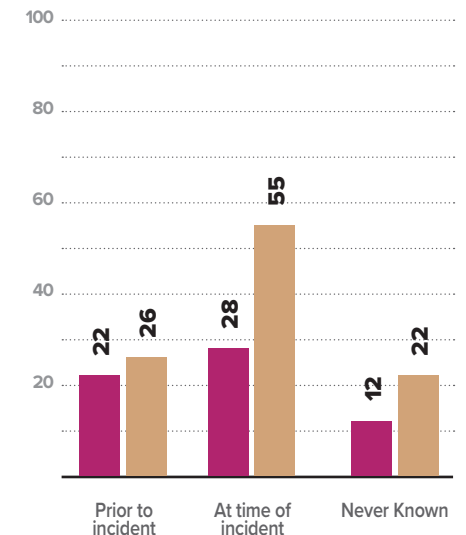
PREVIOUS INVOLVEMENT

PRIOR TO OR AT TIME OF INCIDENT

KNOWN TO CCYA



KNOWN TO COMMUNITY AGENCIES



NOTE: A report may have more than one perpetrator; therefore, the total number of perpetrators will be greater than the total number of reports. NOTE: Community agencies are defined broadly as any public or private agency providing services and/or care to the victim, parent, and/or perpetrator.

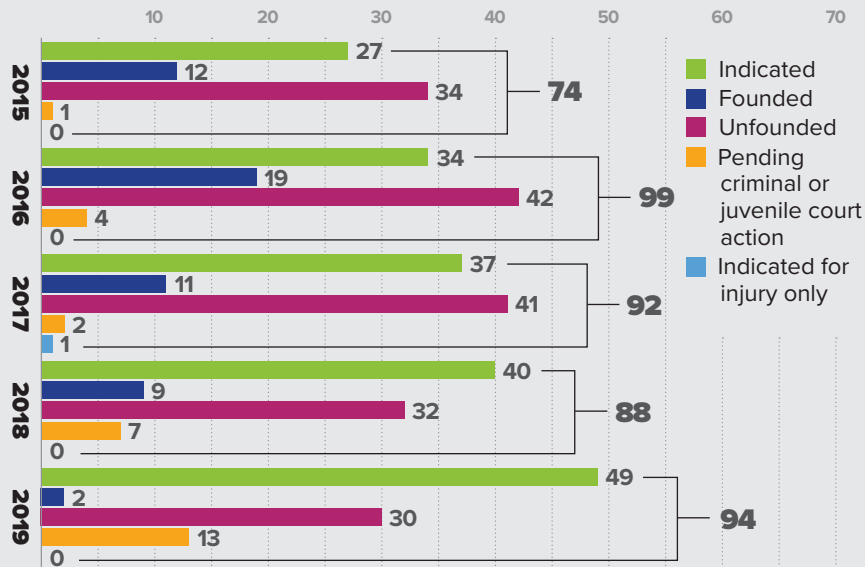


Note: The five-year analysis includes all fatality and near fatality reports. A child may have more than one report and data in this chart may exceed the number of children. All other data in this annual report for fatalities and near fatalities counts the child one time.

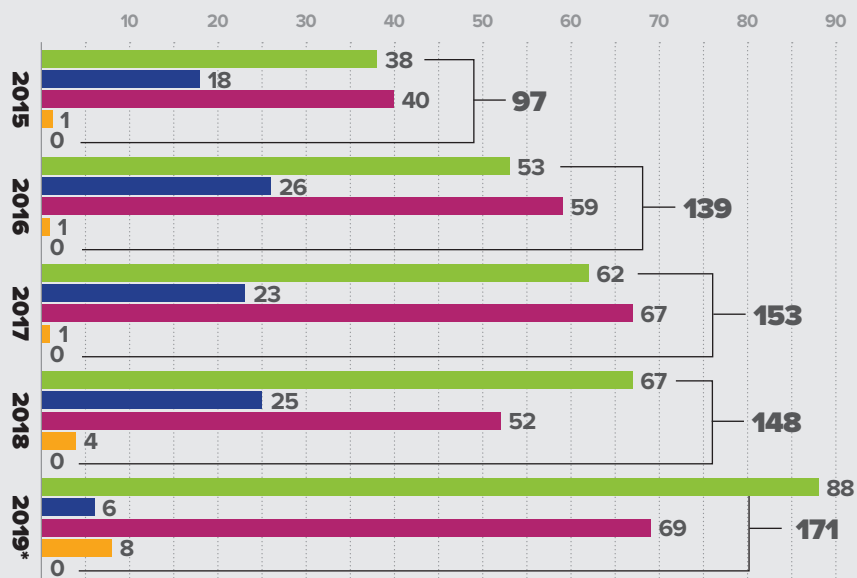
CHILD ABUSE FATALITY AND NEAR FATALITY REVIEW AND ANALYSIS



TOTAL CHILD FATALITY REPORTS // 5-YEAR ANALYSIS

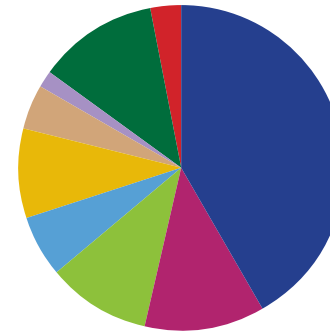


TOTAL NEAR FATALITY REPORTS // 5-YEAR ANALYSIS



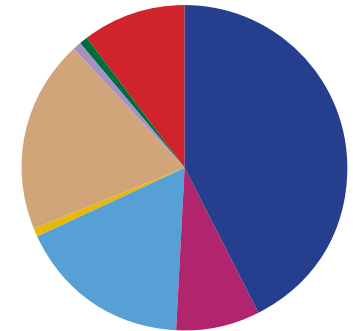
* In 2019, there were two substantiated near fatality reports involving one child.

SUBSTANTIATED CHILD ABUSE FATALITIES DETERMINED CAUSE



- 28** (54.9%) Violent act
- 8** (15.7%) Lack of supervision
- 7** (13.7%) Asphyxiation/restriction of airflow
- 4** (7.8%) Delay/failure to provide medical care
- 6** (11.8%) Co-sleeping with aggravated circumstances
- 3** (5.9%) Ingestion
- 1** (2.0%) Poisoning
- 8** (15.7%) Unsecured guns/gunshot
- 2** (3.9%) Malnutrition/dehydration

SUBSTANTIATED NEAR FATALITIES DETERMINED CAUSE



- 47** (50.5%) Violent act
- 9** (9.7%) Lack of supervision
- 0** (0.0%) Asphyxiation/restriction of airflow
- 19** (20.4%) Delay/failure to provide medical care
- 1** (1.1%) Co-sleeping with aggravated circumstances
- 21** (22.6%) Ingestion
- 1** (1.1%) Poisoning
- 1** (1.1%) Unsecured guns/gunshot
- 11** (11.8%) Malnutrition/dehydration

NOTE: A child abuse fatality or near fatality may have more than one determining cause; therefore, the total number of determining causes will be greater than the total number of fatalities or near fatalities.

Fourteen (50%) of the Violent Act fatalities involved Abusive Head Trauma (AHT), while 34 (72.3%) of the Violent Act near-fatalities involved AHT. AHT is defined as an injury to the skull or intracranial contents of an infant or child less than five years of age due to inflicted blunt impact and/or violent shaking.

All four (100%) fatalities and 12 (55%) near-fatalities with Ingestion or Poisoning as the determined cause involved opioids.



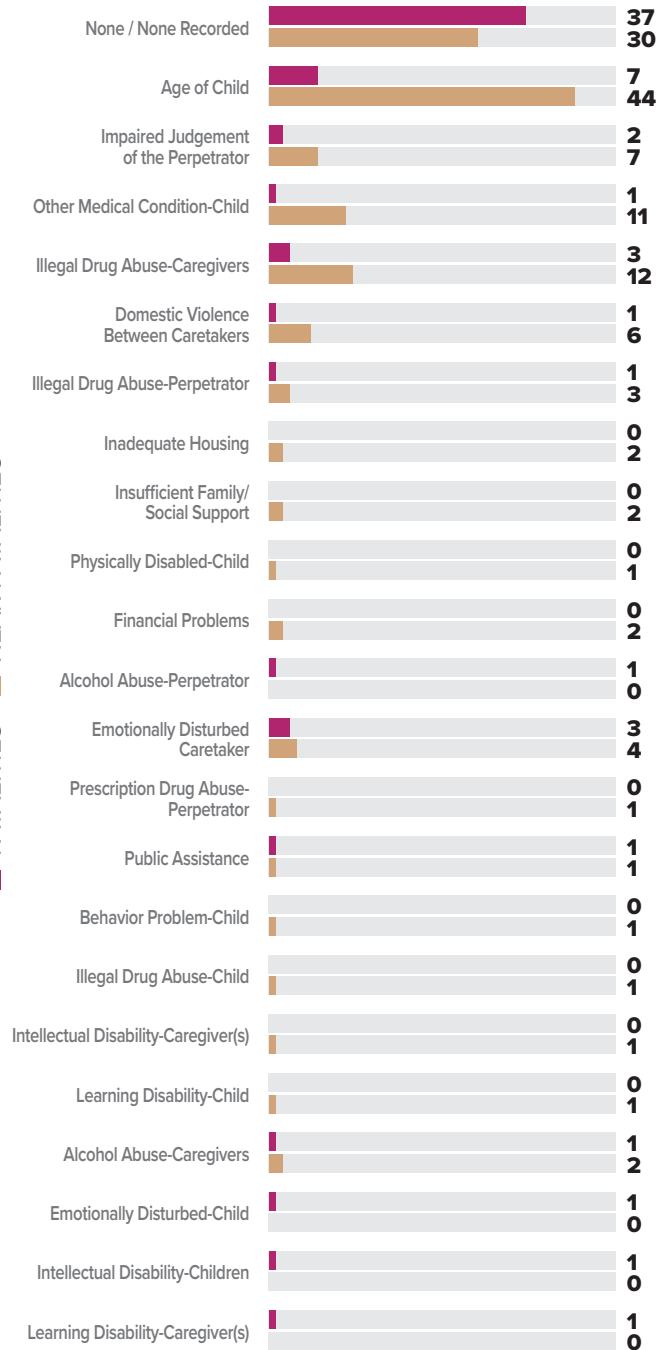
CHILD ABUSE FATALITY AND NEAR FATALITY REVIEW AND ANALYSIS

51
SUBSTANTIATED
FATALITIES

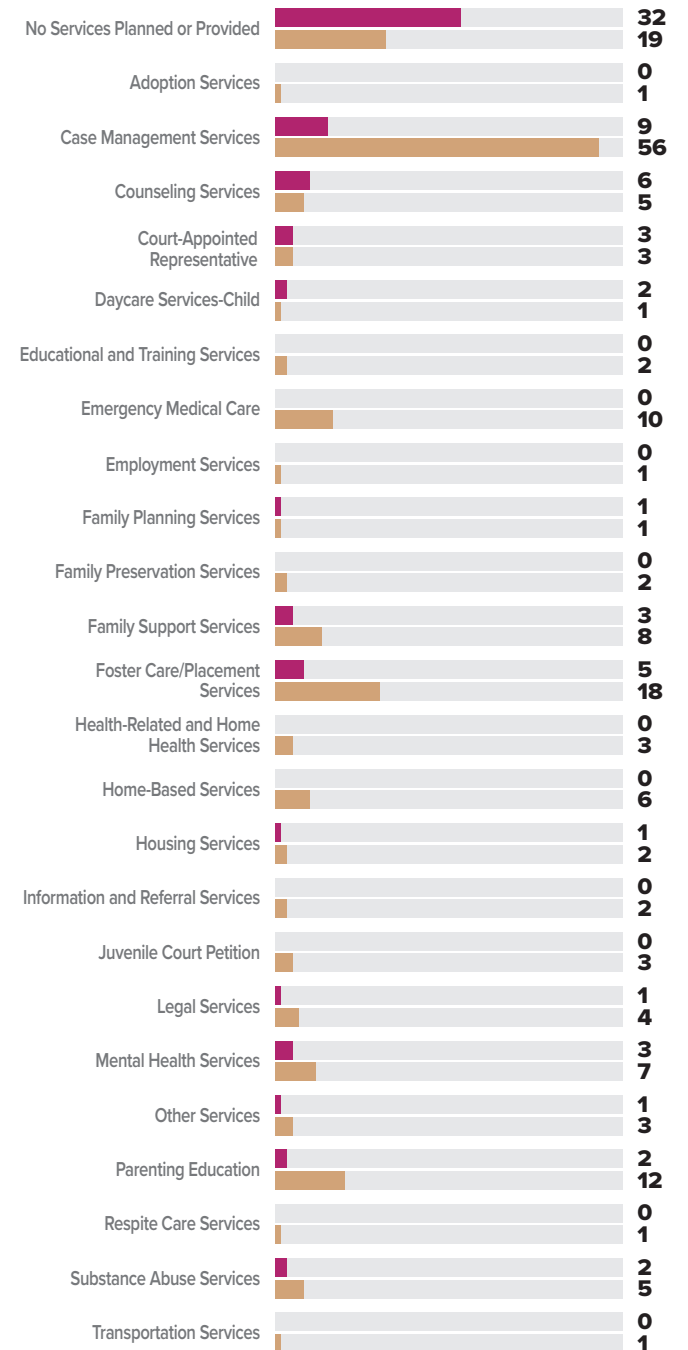
93
SUBSTANTIATED
NEAR FATALITIES

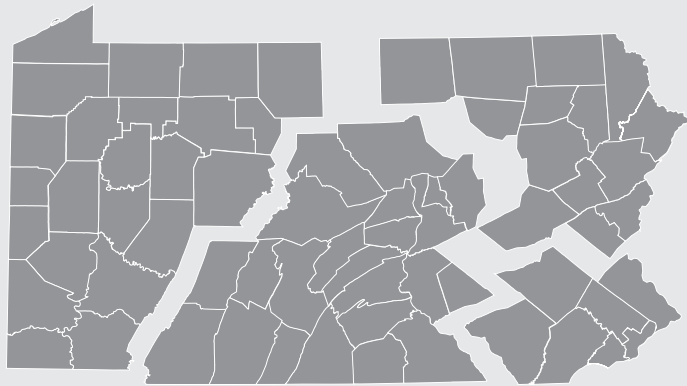
FATALITIES ■ NEAR FATALITIES ■

INVESTIGATIONS CONTRIBUTING FACTORS



INVESTIGATIONS SERVICES PLANNED OR PROVIDED TO FAMILY





REGIONAL OFFICE INVESTIGATIONS

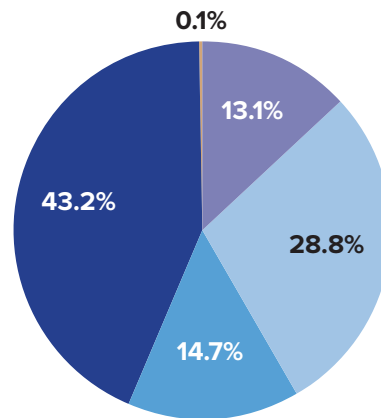
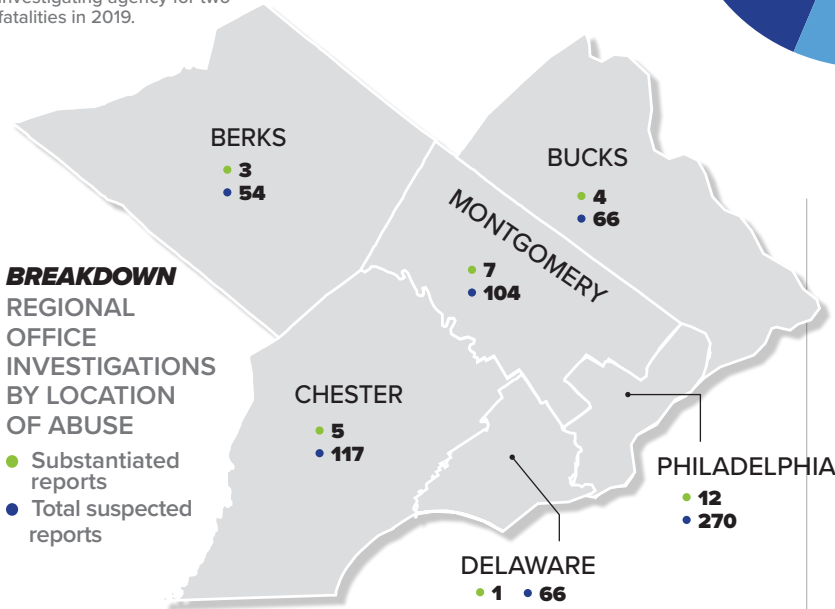
In 2019, OCYF Regional Office staff investigated 1,724 reports of suspected child abuse involving agents of a county agency, a decrease of 6.0 percent from 2018 (1,834 reports). The overall OCYF Regional Office substantiation rate was 6.5 percent, an increase of 60.0 percent from 2018.

SOUTHEAST REGION

NOTE: The Southeast Regional Office was the investigating agency for two fatalities in 2019.

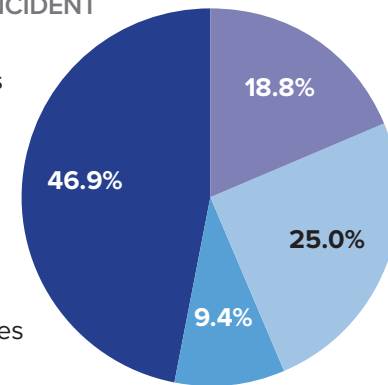
678
TOTAL REPORTS

32
SUBSTANTIATED REPORTS



TOTAL REPORTS BY SETTING OF INCIDENT

- 89** (13.1%) Adoption Services
- 195** (28.8%) Foster family care
- 100** (14.7%) Other child care services
- 293** (43.2%) Residential Services
- 1** (0.1%) Unknown

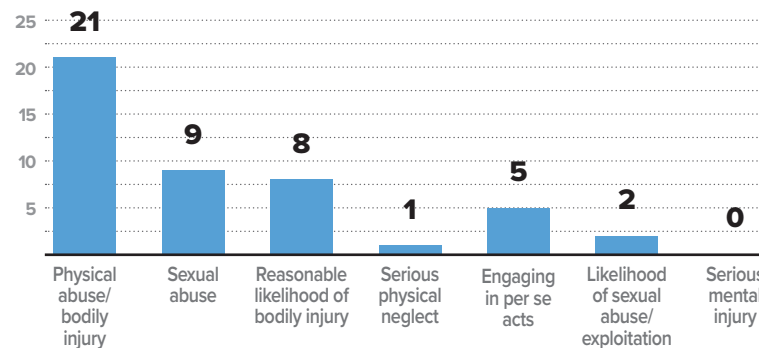


SUBSTANTIATED REPORTS

- 6** (18.8%) Adoption Services
- 8** (25.0%) Foster family care
- 3** (9.4%) Other child care services
- 15** (46.9%) Residential Services
- 0** (0.0%) Unknown

BREAKDOWN

SUBSTANTIATED REPORTS BY ALLEGATION

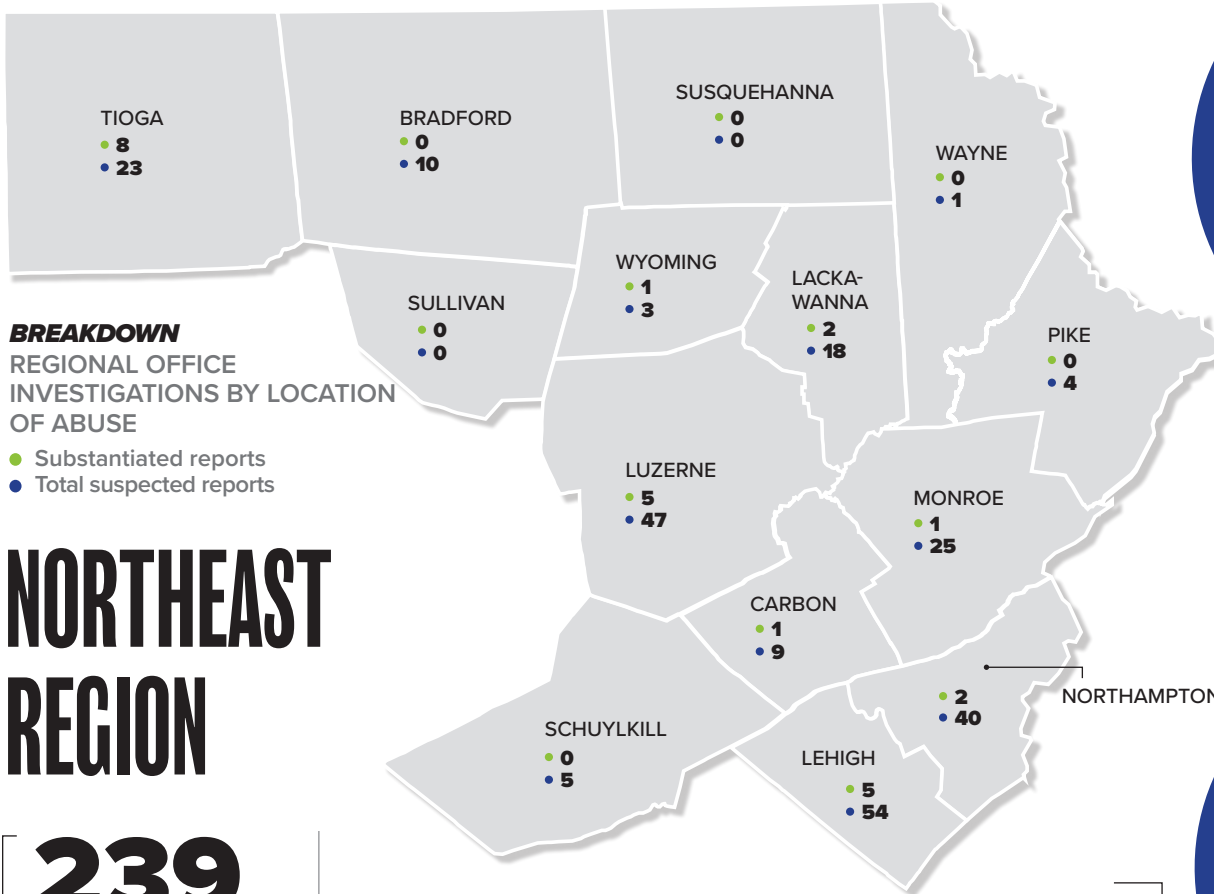


NOTE: A report may have more than one substantiated allegation; therefore, the total number of allegations will be greater than the total number of substantiated reports.

Percentages may not equal 100 percent due to rounding.

Not shown on map: one suspected report of abuse and zero substantiated reports in Lancaster County.





BREAKDOWN
REGIONAL OFFICE
INVESTIGATIONS BY LOCATION
OF ABUSE

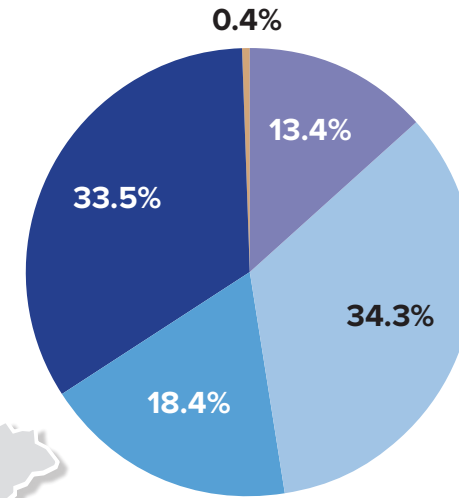
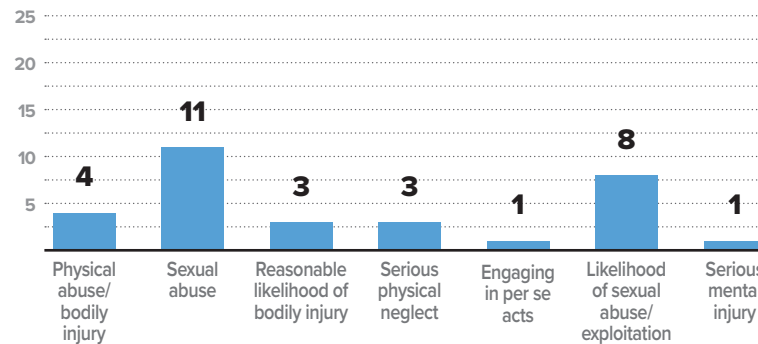
- Substantiated reports
- Total suspected reports

NORTHEAST REGION

239
TOTAL REPORTS

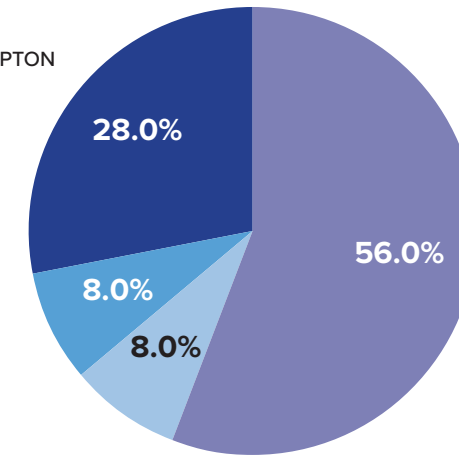
25
SUBSTANTIATED
REPORTS

BREAKDOWN
SUBSTANTIATED REPORTS BY ALLEGATION



TOTAL REPORTS
BY SETTING
OF INCIDENT

- **32** (13.4%) Adoption Services
- **82** (34.3%) Foster family care
- **44** (18.4%) Other child care services
- **80** (33.5%) Residential Services
- **1** (0.4%) Unknown



SUBSTANTIATED
REPORTS

- **14** (56.0%) Adoption Services
- **2** (8.0%) Foster family care
- **2** (8.0%) Other child care services
- **7** (28.0%) Residential Services
- **0** (0.0%) Unknown

NOTE: A report may have more than one substantiated allegation; therefore, the total number of allegations will be greater than the total number of substantiated reports. Percentages may not equal 100 percent due to rounding.

CENTRAL REGION

NOTE: The Central Regional Office was the investigating agency for one fatality in 2019.

317

TOTAL REPORTS

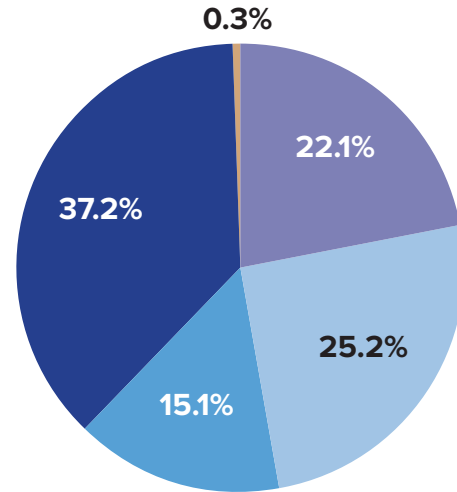
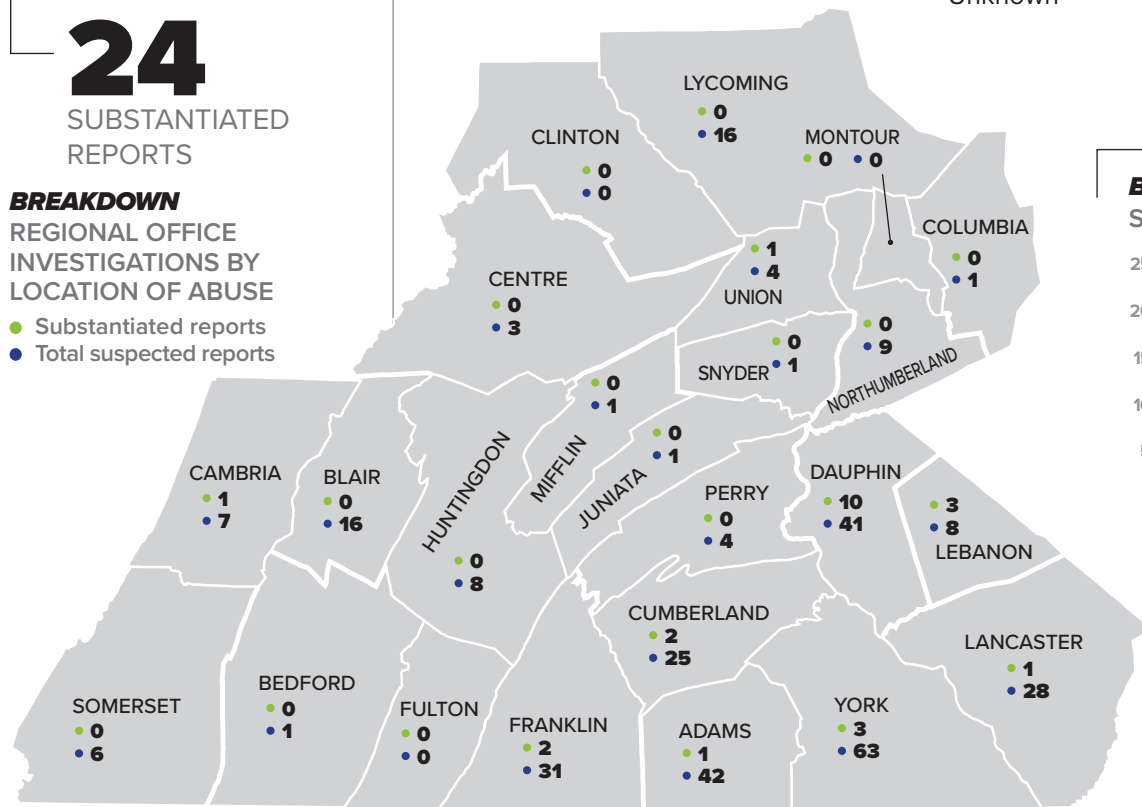
24

SUBSTANTIATED REPORTS

BREAKDOWN

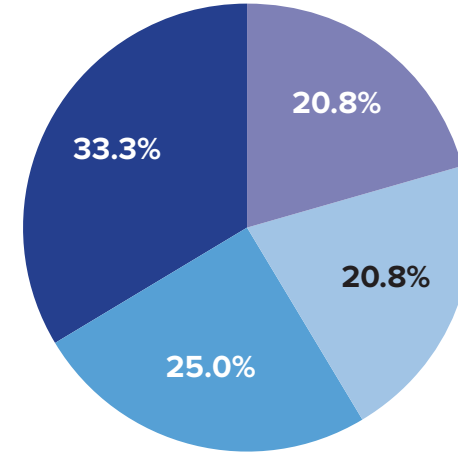
REGIONAL OFFICE INVESTIGATIONS BY LOCATION OF ABUSE

- Substantiated reports
- Total suspected reports



TOTAL REPORTS BY SETTING OF INCIDENT

- 70 (22.1%) Adoption Services
- 80 (25.2%) Foster family care
- 48 (15.1%) Other child care services
- 118 (37.2%) Residential Services
- 1 (0.3%) Unknown

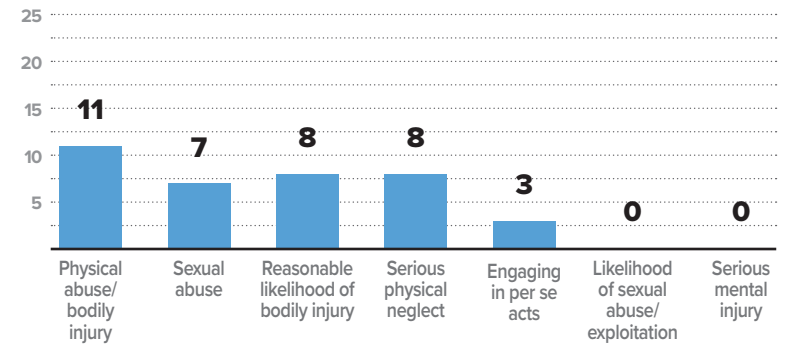


SUBSTANTIATED REPORTS

- 5 (20.8%) Adoption Services
- 5 (20.8%) Foster family care
- 6 (25.0%) Other child care services
- 8 (33.3%) Residential Services
- 0 (0.0%) Unknown

BREAKDOWN

SUBSTANTIATED REPORTS BY ALLEGATION



NOTE: A report may have more than one substantiated allegation; therefore, the total number of allegations will be greater than the total number of substantiated reports.

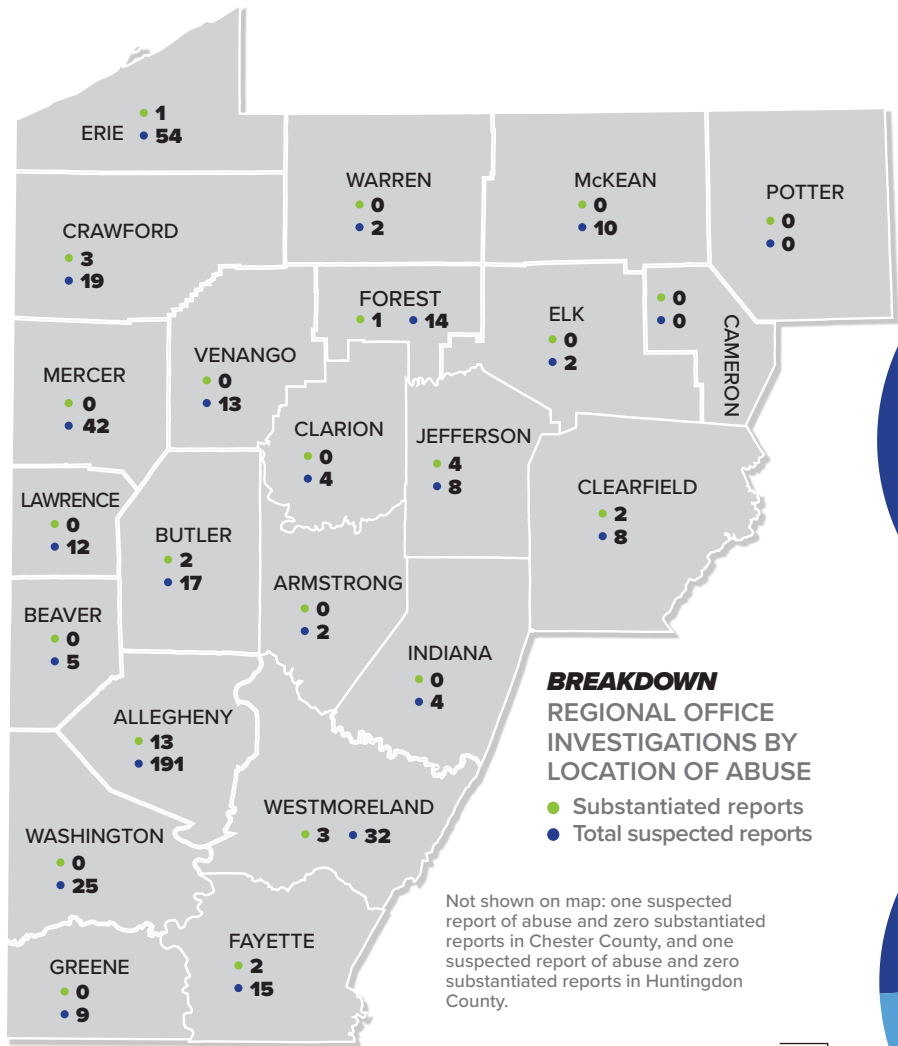
Percentages may not equal 100 percent due to rounding.

Not shown on map: one suspected report of abuse and zero substantiated reports in Indiana County.

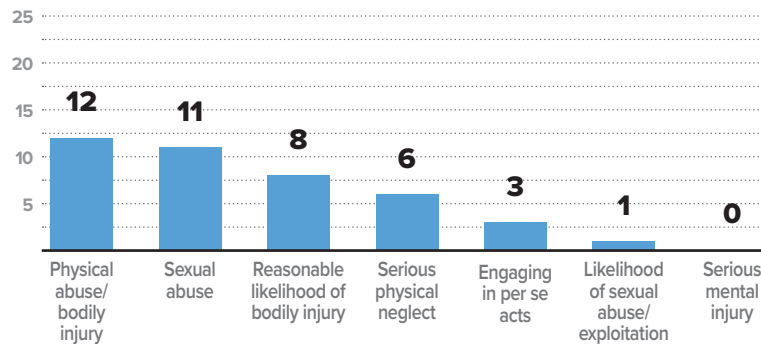
WESTERN REGION

490
TOTAL REPORTS

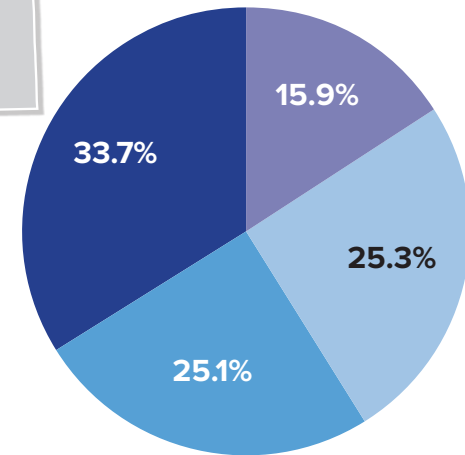
31
SUBSTANTIATED REPORTS



BREAKDOWN
SUBSTANTIATED REPORTS BY ALLEGATION

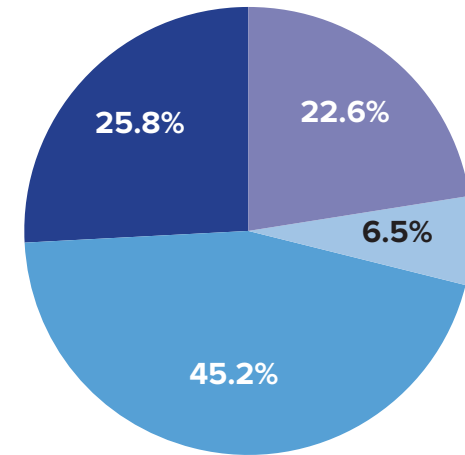


TOTAL REPORTS
BY SETTING
OF INCIDENT



- **78** (15.9%) Adoption Services
- **124** (25.3%) Foster family care
- **123** (25.1%) Other child care services
- **165** (33.7%) Residential Services
- **0** (0.0%) Unknown

SUBSTANTIATED REPORTS



- **7** (22.6%) Adoption Services
- **2** (6.5%) Foster family care
- **14** (45.2%) Other child care services
- **8** (25.8%) Residential Services
- **0** (0.0%) Unknown

NOTE: A report may have more than one substantiated allegation; therefore, the total number of allegations will be greater than the total number of substantiated reports.

Percentages may not equal 100 percent due to rounding.

CHILD ABUSE IN CHILD CARE SETTINGS

THE CHILD PROTECTIVE SERVICES LAW

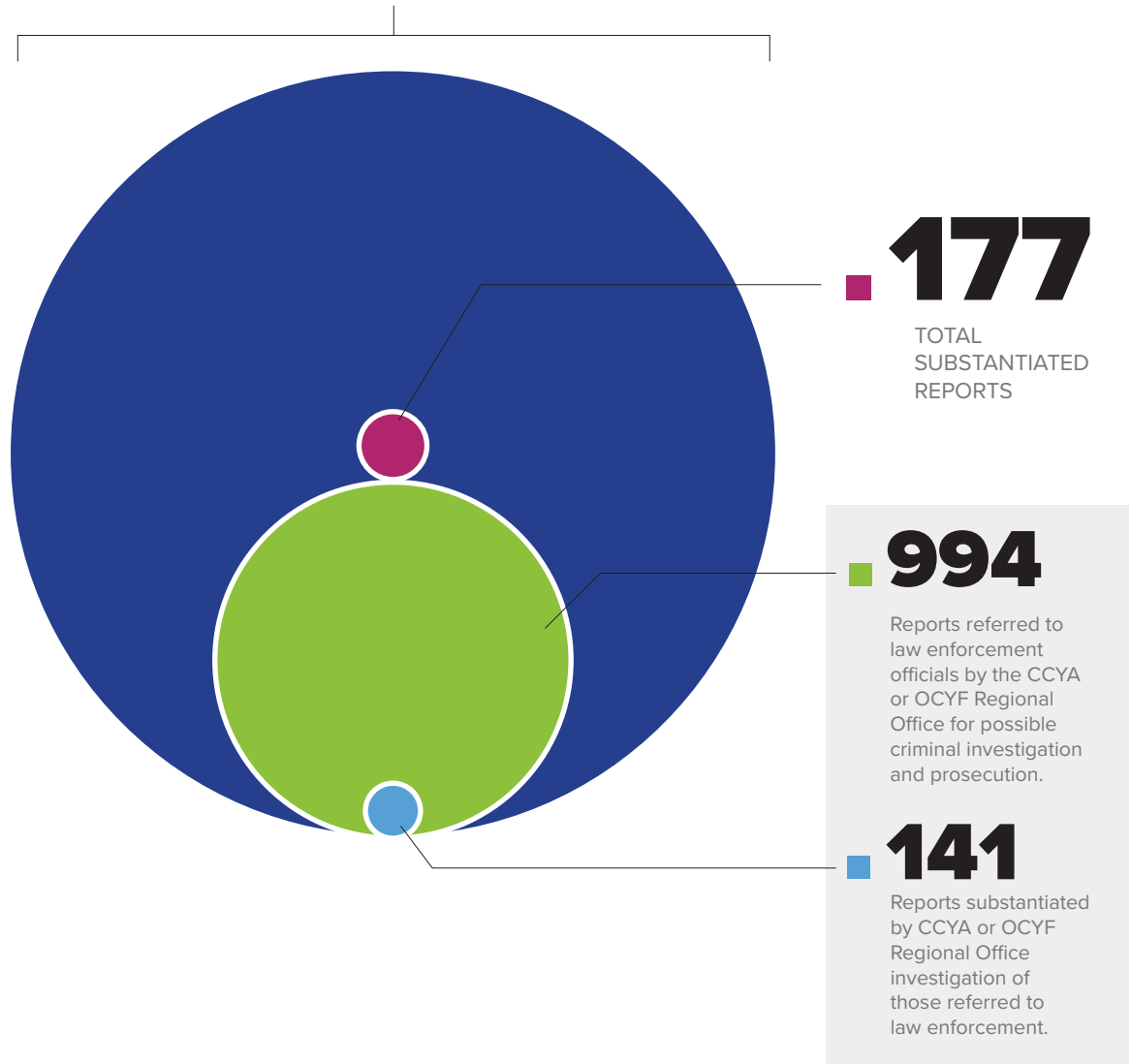
requires DHS to report on the services provided to children who were abused in child care settings and the action taken against the perpetrators. Child care settings include family child care homes, child care centers, foster homes, boarding homes for children, juvenile detention centers, residential facilities, and institutional facilities. It does not include baby sitters (paid or unpaid) arranged by parents.

In 2019, there were 2,166 reports for suspected abuse of children in child care settings. A total of 177, eight percent, were substantiated. DHS investigated 105 of the substantiated reports because the alleged perpetrators were agents of a CCYA.

Social services were planned and/or provided to alleged victims, parents, and/or perpetrators involved in the investigated reports, when appropriate. In 994 reports, 46 percent, information was referred to law enforcement officials by the CCYA or OCYF Regional Office for criminal investigation and prosecution; 141 of these reports were substantiated by the CCYA or OCYF Regional Office investigation.

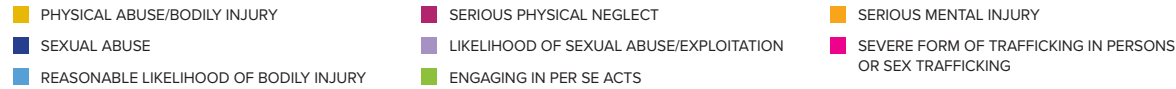
■ 2,166

SUSPECTED REPORTS OF CHILD ABUSE
IN CHILD CARE SETTINGS



SUBSTANTIATED REPORTS IN CHILD CARE SETTINGS

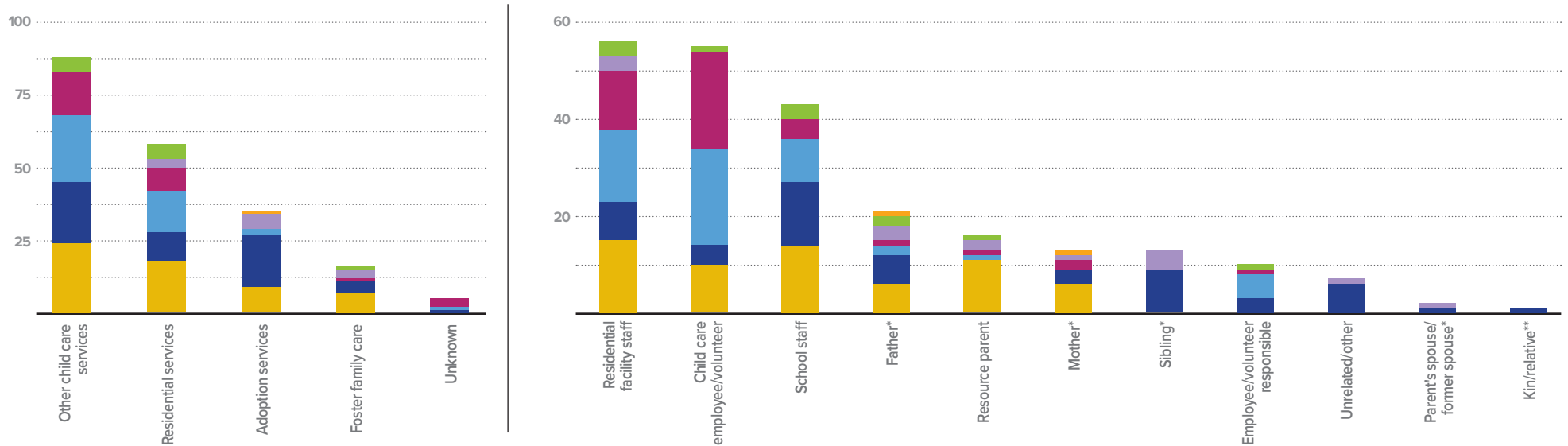
TYPES OF ABUSE BY SETTING AND BY PERPETRATOR



NOTE: A report may have more than one category of abuse and more than one perpetrator; therefore, the total category of abuse number and perpetrator number may be greater than the total number of reports.

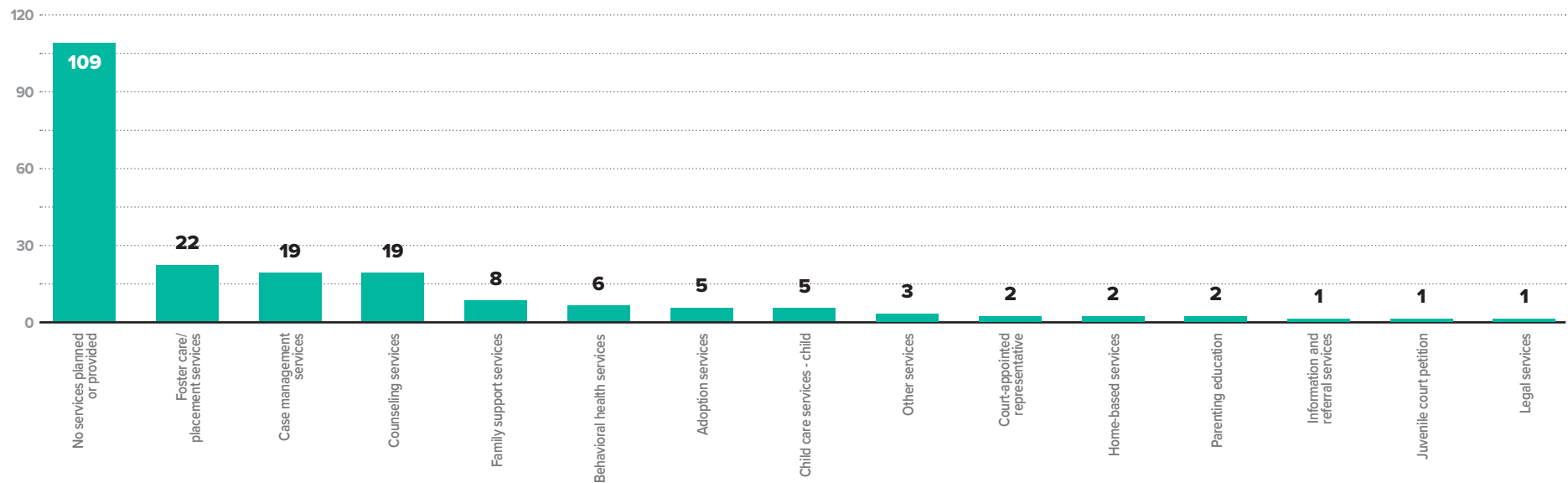
* Abuse occurred in an Adoption Services setting.

** Abuse occurred in a Foster Family Care setting with kin/relative.



SERVICES PLANNED OR PROVIDED FOR SUBSTANTIATED REPORTS IN CHILD CARE SETTINGS

FOR CHILD, PARENT, AND/OR PERPETRATOR



NOTE: More than one service may be provided; therefore, the total number of services will be greater than the number of reports.



HEARINGS AND APPEALS

THE NAME AND KNOWN IDENTIFYING

INFORMATION of an individual named as a perpetrator of a substantiated report of child abuse is maintained in the statewide database. DHS’s ChildLine and Abuse Registry provides notice of the findings of the investigation to all subjects of the report, including the person named as the perpetrator. The notice to the person named as the perpetrator includes information regarding their right to file an appeal of an indicated report within 90 days of being notified. Only the person who has been named as a perpetrator has the right to file an appeal.

The person named as the perpetrator can request an administrative review by OCYF or bypass the administrative review and request a hearing before DHS’s Bureau of Hearings and Appeals (BHA). The administrative review is performed by a panel of professionals within OCYF. If the appeal results in a decision that is in the favor of the person who is named as the perpetrator, the individual’s name and identifying information is removed from the statewide database. The person named as the perpetrator and the investigating CCYA also have the right to request a hearing with BHA on the merits of the case if either party disagrees with the decision of the OCYF Administrative Review Panel.

At the hearing, the individual named as the perpetrator has the opportunity to present testimony and evidence

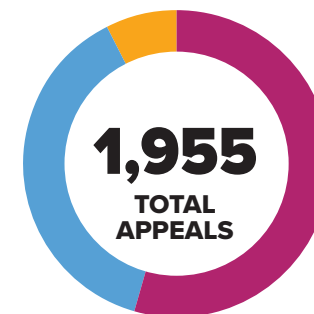
to the BHA administrative law judge, as does the CCYA. All parties are notified by BHA of the scheduled hearing and outcome of the hearing. If the individual, named as the perpetrator, disagrees with the findings at the conclusion of a BHA hearing, they may request reconsideration by the Secretary. This request must be made in writing, within 15 calendar days of the mailing date of the final BHA Order. In addition, both parties may request that the Commonwealth Court review the appeal, if either party is not in agreement with the BHA ruling. The CPSL also gives the Secretary of DHS the authority to amend or expunge a report, upon the request of the perpetrator, based on “good cause shown.” “Good cause shown” can include, but is not limited to:

- Newly discovered evidence that an indicated report is inaccurate or being maintained in a manner inconsistent with the CPSL; or
- A determination that the perpetrator no longer presents a risk of child abuse and there is no significant public purpose for maintaining the individual’s name on the statewide database.

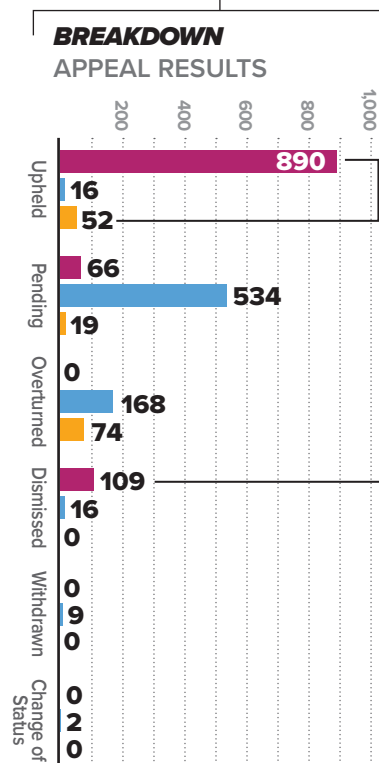
Of the 1,051 requests for appeal that were upheld by an administrative or secretary review or dismissed by an administrative review, 293 requests were received for a hearing by BHA on the merits of the case.

NOTE: Hearings and Appeals data was extracted on 2/18/20.

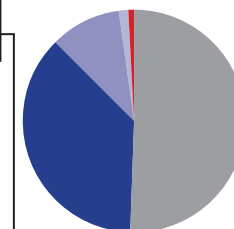
2019 HEARINGS AND APPEALS



- **1,065** (54.5%)
ChildLine administrative review panel
- **745** (38.1%)
Directly to Bureau of Hearings and Appeals
- **145** (7.4%)
Secretary review



BREAKDOWN BUREAU OF HEARINGS & APPEALS REQUESTS AFTER ADMINISTRATIVE OR SECRETARY REVIEW



- 293**
- **149** Pending
 - **108** Overturned
 - **30** Dismissed
 - **4** Withdrawn
 - **2** Upheld

CLEARANCES FOR EMPLOYEES AND VOLUNTEERS

THE CPSL establishes requirements enumerating the individuals that must obtain clearances (statutorily referred to as certifications) in order to be employed, to be a resource parent (foster or adoptive), or volunteer with children. In some circumstances, a resource parent or an individual residing in the resource family home may be required to obtain additional clearances if they have lived out-of-state within the past five years. The CPSL also outlines the grounds for which these individuals would be prohibited from working or volunteering with children.

The child abuse history clearance will only contain a record of indicated, founded, pending criminal court, pending juvenile court, or pending child abuse investigation. The term “pending” on the results of a child abuse history clearance means that the applicant is currently under investigation as a perpetrator of suspected child abuse. Clearances will not include information on unfounded reports of child abuse or general protective services assessments, which are non-abuse cases where services may be provided to prevent potential harm to a child.

The purpose of requiring clearances is to provide employers and those selecting volunteers with information to use as part of a larger decision-making process when determining whether to hire someone as an employee or select them as a volunteer. A clearance does not replace a thorough interview and selection process.

Clearances are required for an employee when the individual will:

- Be responsible for a child’s welfare; **or**

- Have direct contact with children, meaning they are providing care, supervision, guidance, or control to children or they have routine interaction with children.

Clearances are required for an employee at a minimum of every 60 months from the date of their oldest clearance. Clearances may be required more frequently based on licensure and employer requirements.

Clearances are required for an unpaid adult volunteer every 60 months from the date of their oldest clearance when they will:

- Be responsible for a child’s welfare; **or**
- Have direct volunteer contact with children, meaning they are providing care, supervision, guidance, or control to children and they have routine interaction with children.

These clearances may include the following:

- Pennsylvania Child Abuse History Certification;
- Pennsylvania State Police Criminal Record Check; and
- Federal Bureau of Investigation (FBI) Criminal History Background Check (required for employees and some volunteers).

An agency or organization is prohibited from hiring employees or selecting volunteers for a position involving children if the individual was named as a perpetrator in a founded report of child abuse committed within five years preceding when the clearance was verified. Conviction of certain crimes may prohibit working or volunteering with children.

Over the course of 2019, the average processing time for a Pennsylvania Child Abuse History Certification was just under six days, a slight improvement over 2018 which was just over six days. The CPSL mandates that requests for these certifications be completed within 14 calendar days.

Agencies and organizations must ensure that clearances are obtained in accordance with the CPSL. To determine the individuals who are required to obtain clearances, please see the fact sheets at www.KeepKidsSafe.pa.gov. The website also has information on how often employees and volunteers need to submit updated clearances, and the fees associated with clearances. Information on how to obtain the required clearances is also available, including the ability to submit and pay for the Pennsylvania Child Abuse History Certification online.

CLEARANCES

CHILD ABUSE HISTORY CLEARANCE APPLICATIONS

889,572

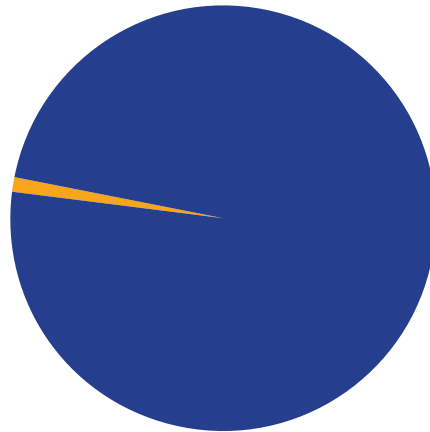
TOTAL APPLICATIONS

8,557

APPLICATIONS THAT NEED
ADDITIONAL INFORMATION
FROM APPLICANT

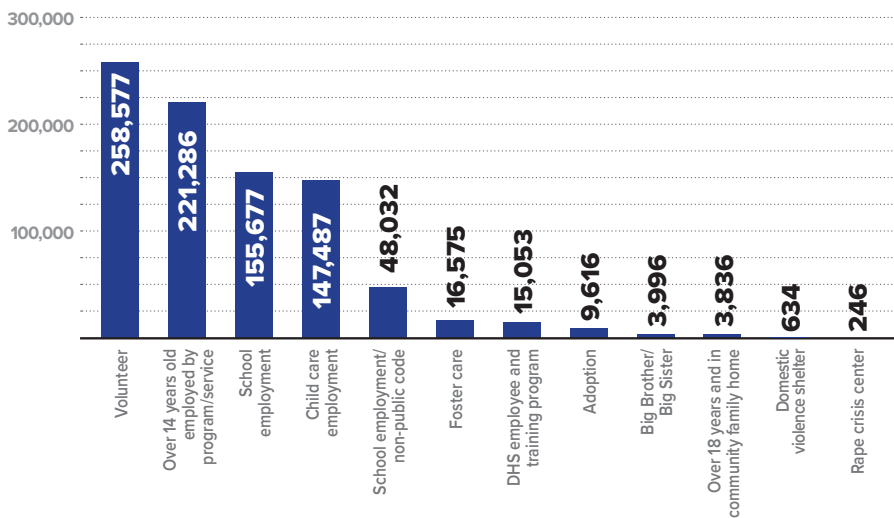
881,015

APPLICATIONS PROCESSED



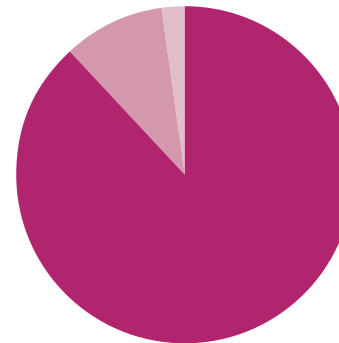
BREAKDOWN

CLEARANCE APPLICATIONS PROCESSED BY CATEGORY



2,450

INDIVIDUALS
IDENTIFIED AS
SUBSTANTIATED
OR ALLEGED
PERPETRATORS



2,162 (88.2%)
Substantiated perpetrators

236 (9.6%)
Alleged perpetrators
in reports pending
investigations

52 (2.1%)
Alleged perpetrators
where the outcome
was pending criminal
or juvenile court

**NATIONAL SEX OFFENDER
REGISTRY VERIFICATION**

To maintain compliance with the federal Child Care Development Block Grant, the Office of Child Development and Early Learning (OCDEL) partnered with the Office of Children, Youth, and Families to provide applicants with a verification letter confirming their name search on the National Crime Information Center's National Sex Offender Registry (NSOR). This national search must be performed for any individual working for or as a regulated child care provider and any relative child care providers caring for children receiving subsidized child care. The verification letter is valid for 60 months. Individuals continuing their relationship with child care as a provider or resident must renew their clearance prior to its expiration.

There were a total of 95,564 applications processed from 10/01/19 through 12/31/19, with no applicants found to be registered on NSOR.

NOTE: Clearance data provided was extracted on 2/24/2020.

FEDERAL BUREAU OF INVESTIGATION RECORDS REQUESTS

INDIVIDUALS WHO WORK OR VOLUNTEER with children in certain circumstances are required to obtain a Federal Bureau of Investigation (FBI) background check before working with or volunteering with children. The data in this section reflects a compilation of all individuals who have applied for the fingerprint-based federal criminal background check in 2019.

The following individuals are required to obtain an FBI background check as part of the clearance process: child care services employees, school employees, foster parents, adult household members in foster homes, prospective adoptive parents, individuals providing child care services under contract with a child care facility or program, and adult household members of family living homes, community homes for individuals with an intellectual disability, and host homes for children.

Adult volunteers who have not lived in Pennsylvania for the last 10 years must also obtain FBI background checks. Adult volunteers who have lived in Pennsylvania for the last 10 years and swear or affirm in writing that they have not been convicted of any of the prohibitive crimes listed in Section 6344 of the CPSL are not required to obtain the FBI background check.

For more information on FBI and other required clearances, please visit www.KeepKidsSafe.pa.gov.

NOTE: FBI data provided was extracted on 3/02/20.

FBI RECORDS REQUESTS

INDIVIDUAL BACKGROUND CHECKS AND RESULTS



■ **332,048**
RESULTS WITH NO RECORD

■ **34,466**
RESULTS WITH A RECORD

■ **1,318** REQUESTS WHICH NEED ADDITIONAL INFORMATION FROM APPLICANT

■ **497** REQUESTS REJECTED THE FIRST TIME AND NOT REPRINTED.

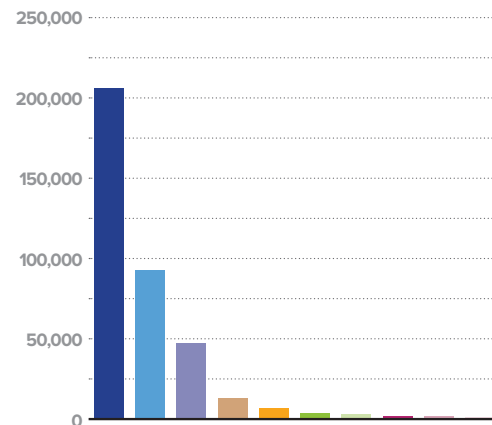
■ **11** REQUESTS PENDING RESEARCH

■ **9** REQUESTS WAITING FOR FBI NAME SEARCH

RESULTS: CRIMINAL HISTORIES

923 of the 34,466 total results with a record were crimes that would disqualify an applicant from working or volunteering with a child in accordance with Section 6344 (c) of the CPSL or an equivalent crime under federal law or the law of another state.

BREAKDOWN PURPOSE OF FBI RECORD REQUESTS



■ **205,882**
Employee over age 14 with contact with children

■ **92,171**
Child care services/program employee

■ **46,368**
Volunteer

■ **12,051**
Foster parents

■ **6,113**
Prospective adoptive parent

■ **2,701**
Family child care home provider

■ **2,300**
Individual over age 18 in foster home

■ **796**
Individual over age 18 in family living, community, or host home

■ **646**
Individual over age 18 in prospective adoptive home

■ **244**
Individual over age 18 in licensed child care home

STATEWIDE GENERAL PROTECTIVE SERVICES

GENERAL PROTECTIVE SERVICES (GPS) reports are those reports that do not rise to the level of suspected child abuse but allege a need for intervention to prevent serious harm to children. DHS is responsible for receiving and transmitting reports where GPS concerns are alleged. The CCYA is responsible for receiving and assessing reports of children in need of GPS in order to:

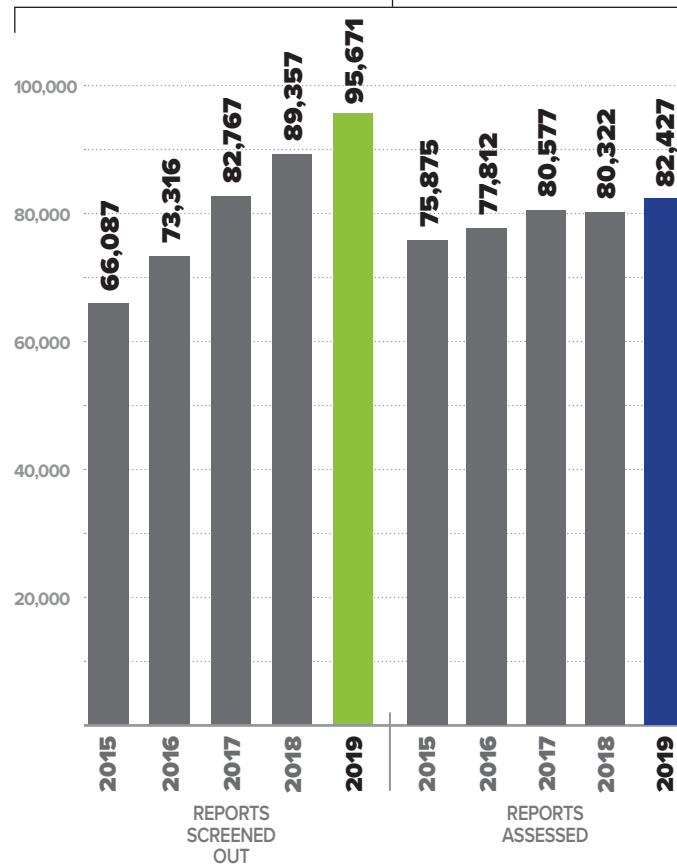
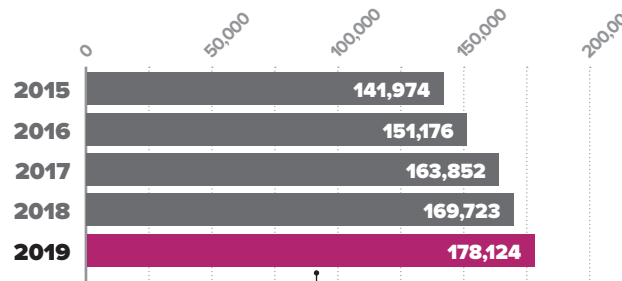
- Provide services to prevent abuse or neglect to children;
- Provide or arrange for and monitor the provision of those services necessary to safeguard and ensure the child's well-being and development; and
- Preserve and stabilize family life wherever appropriate.

GPS reports can be made by mandated or permissive reporters. While mandated reporters are only required to

CONTINUES ON PAGE 26

178,124

**GENERAL PROTECTIVE SERVICES
TOTAL REPORTS**



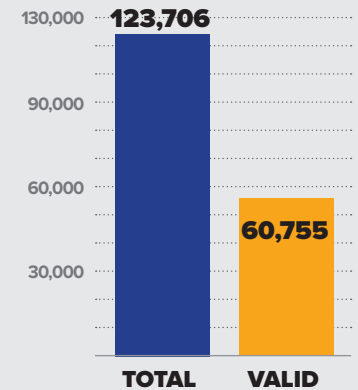
NOTE: Reports for years prior to 2018 were extracted 3/23/2018. For 2019, 26 reports are awaiting outcomes. These reports are noted on the applicable county pages.

BREAKDOWN

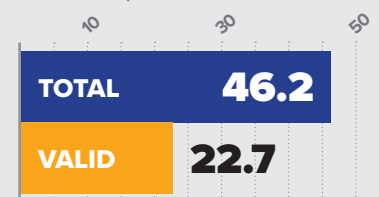
ASSESSED REPORTS



CHILDREN ASSESSED



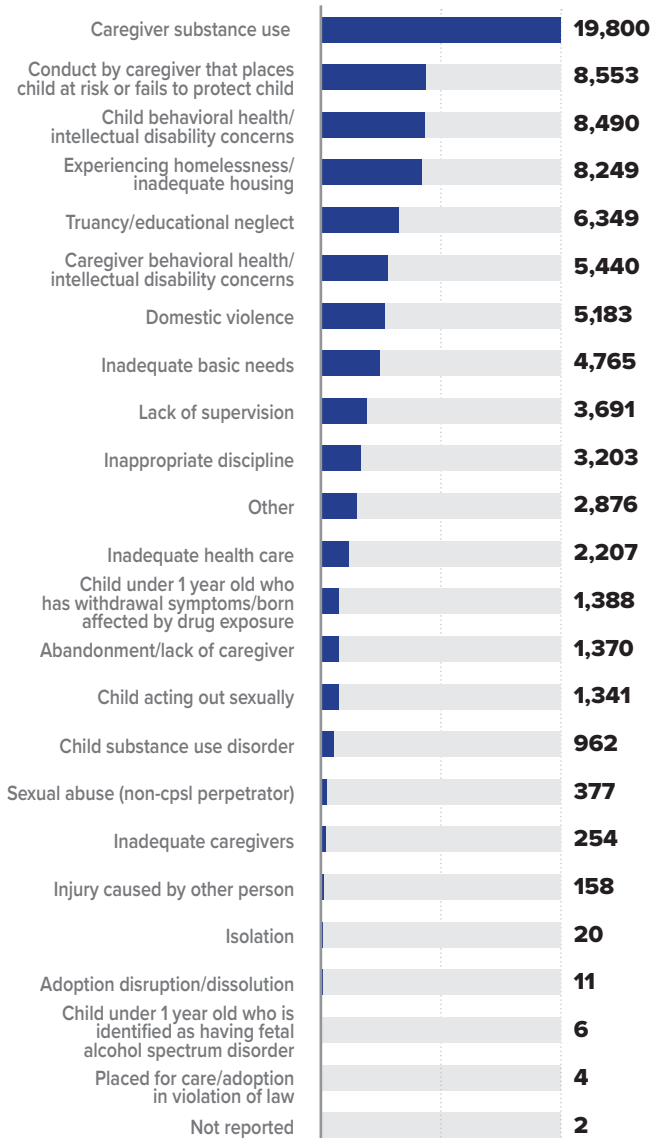
CHILDREN ASSESSED PER 1,000 CHILDREN



NOTE: A report may have more than one child; therefore, the number of children will be more than the number of reports.

VALID GPS CONCERNS BY TYPE

84,699
TOTAL VALID CONCERNS



NOTE: The methodology for determining the number of concerns has been revised from previous years' reports. This revision results in a lower count of total concerns. The revised methodology counts each concern type once for each child within each report.

STATEWIDE GENERAL PROTECTIVE SERVICES



CONTINUED FROM PAGE 25

report suspected child abuse, they continue to make the majority of reports alleging GPS concerns of children. When reports are received at ChildLine, staff assess the allegations, categorize the report, and send the report to the appropriate CCYA for assessment.

As with CPS reports, upon receiving a GPS report, the CCYA must see the child immediately if emergency protective custody has been taken, emergency protective custody is needed, or it cannot be determined from the report whether or not emergency protective custody is needed.

Otherwise, the CCYA prioritizes the response time to assure that children who are most at risk receive an assessment first.

CCYAs must complete their assessment within 60 days of receipt of a report. As with CPS reports, the CCYA must also provide or arrange for services necessary to protect the

child and any other children in the home. Upon completion of the assessment, the CCYA must immediately notify DHS:

- If the report was determined to be valid or invalid; and
- If the family was accepted for services, referred to community services, or the case was closed.

Determining that a report was valid means there was merit to the concerns. Conversely, determining that a report was invalid means the concerns did not meet the criteria or rise to the level of a valid report.

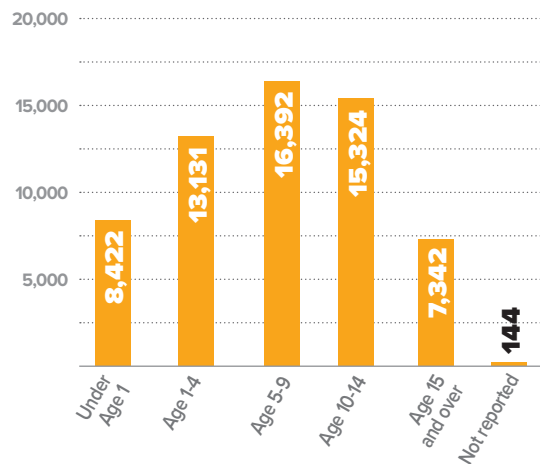
If the family was accepted for services, the CCYA must also immediately notify DHS upon the closure of services.

Unlike CPS reports, the determination made on a GPS report is not used when processing a Pennsylvania Child Abuse History Certification, nor does submission of the outcome after the 60-day timeframe impact the final outcome determination. Timely submission of GPS outcomes is monitored and reviewed as part of DHS's licensure of CCYAs.

CCYAs also have the ability to screen-out GPS reports. The decision to screen-out a GPS report is made on a case-by-case basis by the CCYA and could be due to a number of different factors including, but not limited to:

- **Information Only** – The child/family requested information only and no other concerns exist warranting an assessment;
- **Referral to Other Community Services** – A child/family will benefit from other services in the community, which can best address the child/family's needs;

AGE OF CHILDREN VALID GPS REPORTS

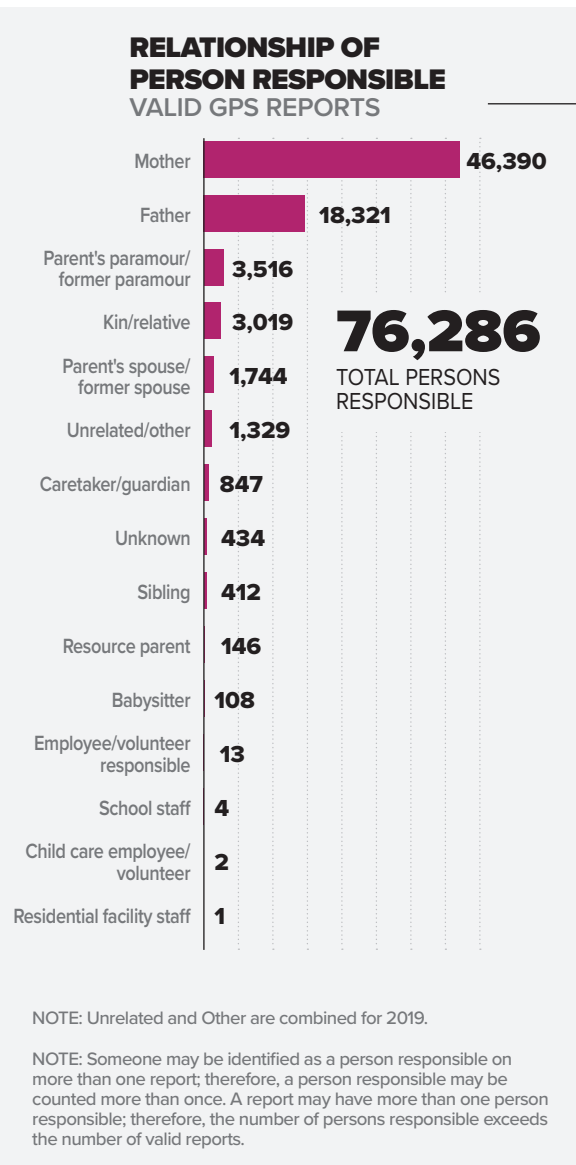


CONTINUES ON PAGE 27

CONTINUED FROM PAGE 26

- **Referral Did Not Allege Abuse or Neglect Concerns** – The referral did not allege concerns that warrant the CCYA performing an assessment and there are no child safety concerns;
- **Courtesy Visit** – Another state or agency has requested an assessment; however, the child/family is not in need of service;
- **Law Enforcement Only** – A referral was made to law enforcement officials because the alleged perpetrator is not a perpetrator under the CPSL and there are no child safety concerns;
- **Insufficient Information/Unable to Assess** – The child/family is unable to be identified/located;
- **No Face-to-Face Contact/No Further Action Needed** – The CCYA contacted the child/family or other professionals via phone and no further action is required;
- **Face-to-Face Contact/No Further Action Needed** – The CCYA made one face-to-face contact with child/family and no further action is required; or
- **Other Reason** – A reason that does not fall in the above categories, which requires the agency to record the specific reason.

GPS reports maintained in the statewide database at ChildLine must be expunged within certain timeframes based on the outcome and whether the family was accepted for services. Invalid GPS reports must be expunged one year and 120 days after the date the report was received by DHS. Valid GPS reports not accepted for services must be expunged 10 years and 120 days following the date the report was received by DHS or until the youngest child identified in the most recent GPS report reaches 23 years of age, whichever occurs first. Valid GPS reports accepted for services must be expunged 10 years and 120 days

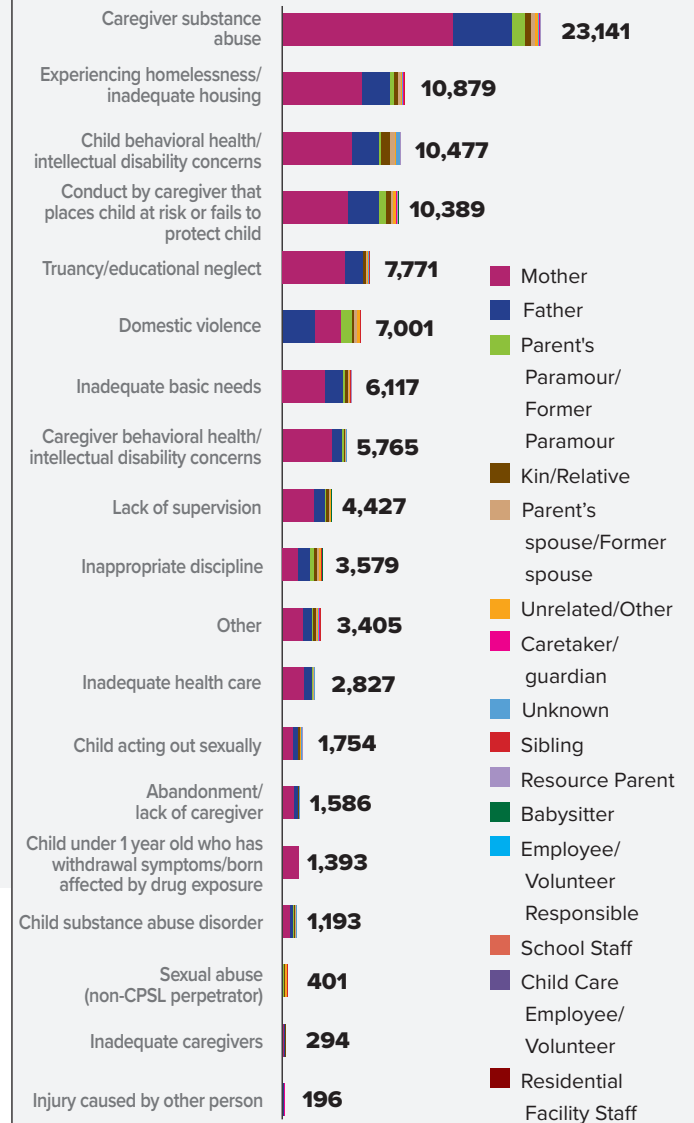


after the closure of services by the CCYA, or until the youngest child identified in the most recent GPS report reaches 23 years of age, whichever occurs first. CCYAs may continue to maintain information regarding these same valid GPS reports to assist in future risk and safety assessments and research for an indefinite amount of time, or the CCYA may amend or expunge these reports.

CONCERN TYPE BY PERSON RESPONSIBLE VALID GPS REPORTS

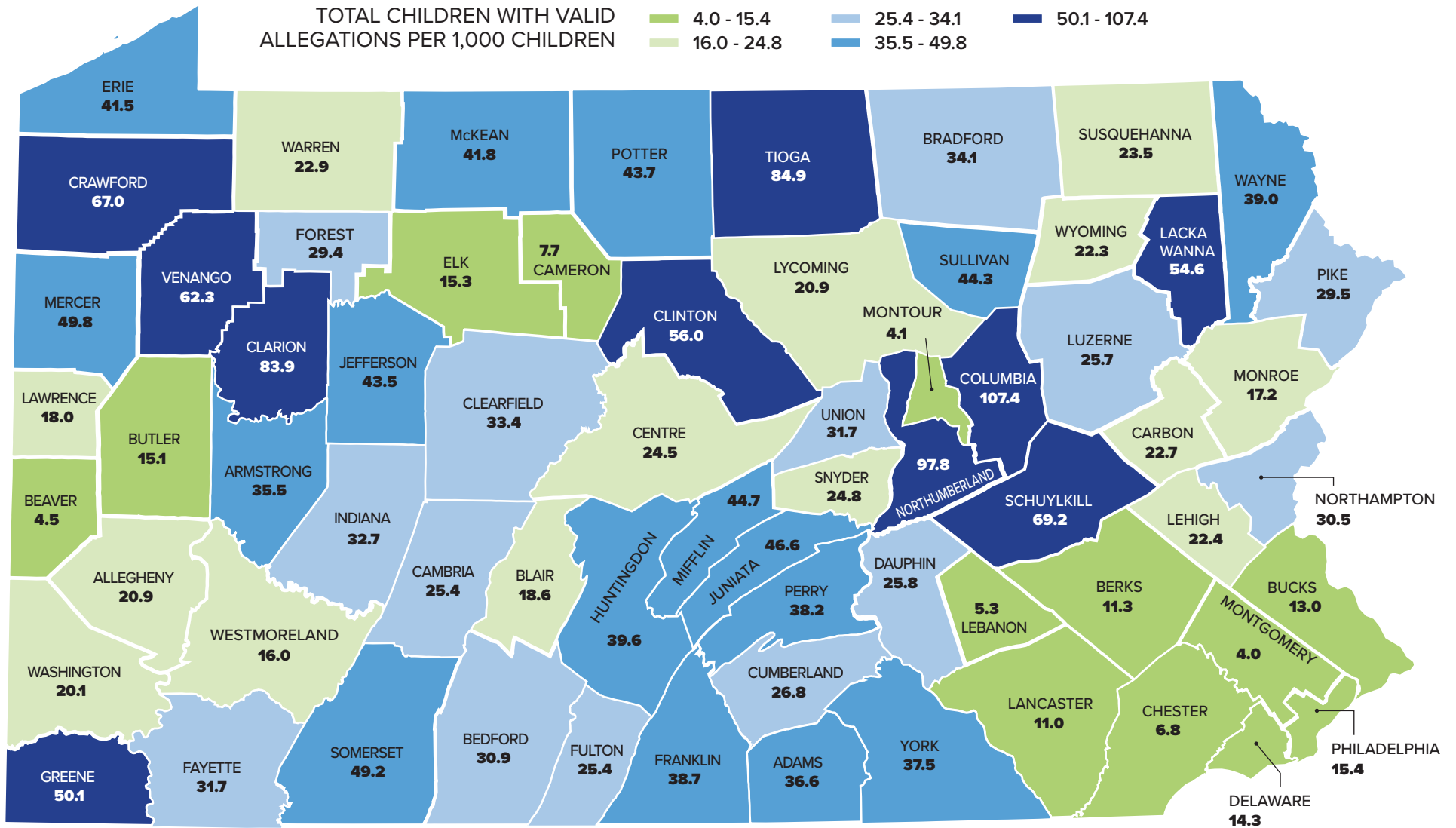
102,650
TOTAL VALID CONCERNS

Shown below are categories that contain over 500 valid concerns and categories of persons that contain over 500 individuals.



NOTE: A report may have more than one person responsible and more than one concern, therefore, the total number of concerns will be greater than the total number of reports.





VALID GENERAL PROTECTIVE SERVICE REPORTS BY COUNTY

This map uses the number of children with valid allegations for every 1,000 children in each county. This approach takes into account different population sizes and allows for counties to be examined in comparable terms. There was a wide range in the number of children with valid allegations, with Columbia (107.4) and Northumberland counties (97.8) having the highest rates and Montgomery (4.0) and Montour (4.1) with the lowest rates. The average for rural counties was more than double the average for urban counties: the rural rate was 39.3 and the urban rate was 19.6.

NOTE: Urban and rural county classifications are from the Center for Rural Pennsylvania (www.rural.palegislature.us/demographics_rural_urban_counties.html) and are based on population density.

CHILDLINE

THE DHS CHILDLINE AND ABUSE

REGISTRY is the central clearinghouse for all CPS and GPS reports. The toll-free hotline, 1-800-932-0313, is available 24 hours a day, seven days a week to receive reports of suspected child abuse by phone and electronic submission. ChildLine staff ensure that reports are transmitted to CCYAs, law enforcement officials, or the appropriate OCYF Regional Office for investigation or assessment. If the report is made directly to the county, the county is required to transmit those reports to ChildLine. Additionally, CCYAs and OCYF Regional Offices submit the outcome of CPS and GPS assessments to ChildLine. Substantiated CPS and GPS reports are recorded in the statewide database.

As of December 31, 2019, there were a total of 156,188 substantiated CPS reports in the statewide database¹, an increase of three percent from 2018. ChildLine answered approximately 182,818 calls, an increase of three percent from 2018. Calls involved suspected child abuse, reports of general protective services, referral to local services, complaints for licensing agency review and investigation, and referrals to law enforcement officials.

- Of the 42,252 reports for suspected abuse, 65 percent were made by phone, 11 percent were received by CCYAs and electronic

transmission, and 24 percent were received directly through the online reporting system.

- In 2019, ChildLine received 22,606 law enforcement-only reports. These reports are for incidents that involve a criminal act against a child where the individual who allegedly committed the act does not meet the definition of perpetrator in accordance with the CPSL. Law enforcement referrals are provided by ChildLine to the county district attorney's office where the incident occurred.
- Copies of 939 founded or indicated reports on 670 perpetrators were provided to the Sexual Offenders Assessment Board as required by Pennsylvania's Megan's Law; this was a seven percent increase from 2018. These reports were provided to aid the courts in determining whether the perpetrator should be classified as a sexually violent predator.
- In 2019, 6,025 children were moved from the setting where the alleged or actual abuse occurred. This represents a decrease of three percent from the 2018 number, 6,191.
- 12,492 records checks were performed and provided to CCYAs or law enforcement officials to verify that other people participating in safety plans or caring for a child have no record of child abuse that would place the child at risk.

DEFINITION: Protective services alert — A request from another state to determine if a family received child welfare services in Pennsylvania.

¹ NOTE: This figure reflects the total number of substantiated reports since the database was established in 1975.

CHILDLINE 2019 TOTAL CALLS

194,427

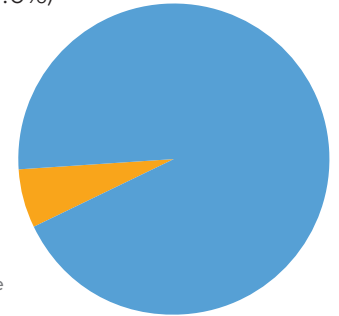
TOTAL CALLS RECEIVED

■ **182,818** (94.0%)

CALLS ANSWERED

■ **11,609** (6.0%)

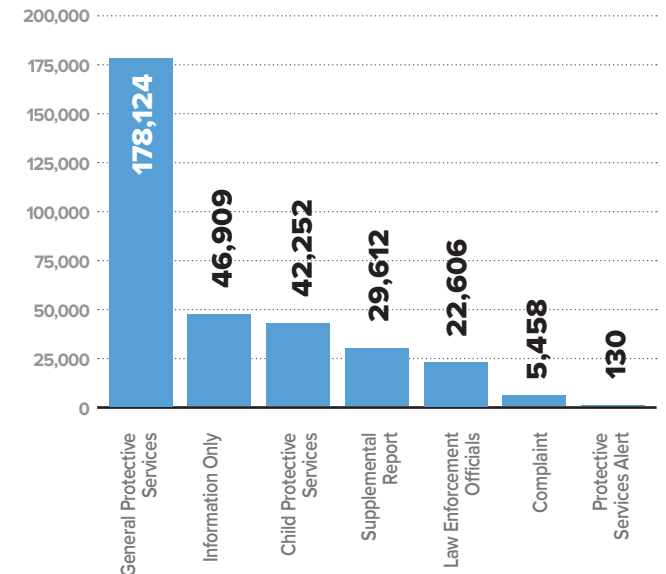
CALLS ABANDONED



NOTES: The breakdown of reports below includes reports received electronically and through phone calls to the hotline; therefore, the total number of reports will not match the calls answered. A single call to the hotline may result in more than one report.

BREAKDOWN

2019 REPORTS RECEIVED BY TYPE



FUNDING AND EXPENDITURES FOR CHILD WELFARE SERVICES

\$1.894 billion

TOTAL FUNDING FOR CHILD WELFARE SERVICES

\$1.149B

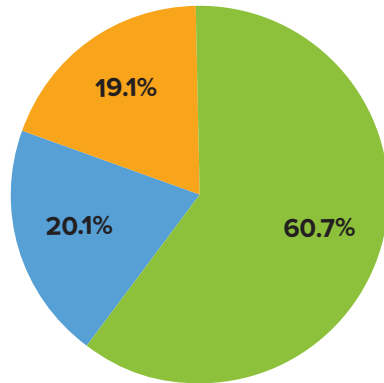
STATE FUNDS

\$362M

COUNTY FUNDS

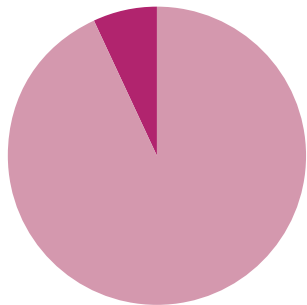
\$383M

FEDERAL FUNDS



\$294.385 million

TOTAL SPENT BY THE STATE AND COUNTY AGENCIES TO INVESTIGATE CHILD ABUSE REPORTS AND ASSESS GENERAL PROTECTIVE SERVICES REPORTS



\$275.979M

COUNTY PERSONNEL COSTS

\$18.406M

STATE PERSONNEL COSTS

\$13.232M

OCYF headquarters staff and ChildLine staff that performed child abuse work

\$5.174M

Personnel costs for OCYF regional staff who performed child abuse investigations

PENNSYLVANIA'S CHILD WELFARE SYSTEM is responsible for a wide range of services to abused and neglected children, and dependent and delinquent children. Funding provided by the state and county agencies for all services in State Fiscal Year (SFY) 2018-19 was \$1.511 billion; \$1.149 billion state funds and 362 million county funds. While an additional \$383 million in federal funds were spent, none of those funds were used for investigations and assessments.

\$294.385 million was spent by state and county agencies to investigate reports of suspected child abuse and assess GPS reports and related activities. Of the \$294.385 million, \$275.979 million was spent by counties. The state government spent the remaining \$18.406 million to fund personnel costs (salaries, benefits, and operating costs) for the percentage of time OCYF headquarters staff and ChildLine staff performed child abuse and general protective services related work (\$13.232 million), and personnel costs for OCYF Regional Office staff who performed child abuse investigations (\$5.174 million).

Personnel costs for OCYF headquarters staff were \$2.071 million. ChildLine personnel costs were \$11.161 million. ChildLine staff manage the state's 24-hour hotline to receive reports of suspected child abuse and general well-being concerns, and process child abuse clearances and FBI background checks for persons seeking employment or volunteer work involving responsibility for children's welfare or having direct contact with children in Pennsylvania.

To obtain the total expenditures for county agencies to conduct alleged child abuse investigations, refer to the individual county pages in this report. These numbers do not reflect total expenditures for all services provided by the county agencies.

NOTE: Three counties have not reported their total expenditures for SFY 2018-19; Therefore the total county expenditures is underreported. Expenditures reported to DHS as of February 20, 2020 are included. Data extracted 2/20/2020.

Percentages may not equal 100 percent due to rounding.



SAFE HAVEN OF PENNSYLVANIA

1.866.921.SAFE (7233) | www.secretssafe.org

THE DEATH OF BABY MARY, a newborn infant who was murdered by her mother and left in a dumpster in 2001, prompted the enactment of Pennsylvania’s Newborn Protection Act and the Safe Haven Program. Safe Haven’s purpose is to protect newborns who might otherwise be abandoned or harmed. The Newborn Protection Act allows a parent to relinquish a newborn up to 28 days old to any hospital, with a police officer at a police station, or with emergency services providers on the grounds of an entity employing the emergency services providers (such as emergency medical responder, technician, or paramedic). As not all police stations and emergency services providers are staffed 24/7, parents should only relinquish newborns at those locations when staff are present. The parent is not criminally liable if the newborn has not been a victim of suspected child abuse or another crime. A newborn who is relinquished through Safe Haven is placed into foster care in a pre-adoptive home through the CCYA.

The CCYA is required to do the following when a newborn is relinquished through Safe Haven:

- Make diligent efforts within 24 hours to identify the newborn’s parent, guardian, custodian, or other family members and to notify them of the whereabouts of the newborn and the reasons that the newborn was taken into protective custody; and
- Assume responsibility for making decisions regarding the newborn’s medical care, unless otherwise provided by court order.

In addition, CCYAs are required to provide outreach and counseling services to prevent newborn abandonment. CCYAs and DHS conduct continuing publicity and education programs aimed at the prevention of newborn abandonment.

To ensure that accurate information about Safe Haven is available, DHS maintains a statewide, toll-free helpline, 1-866-921-SAFE (7233), and the Safe Haven website, www.secretssafe.org. Additional information regarding the Safe Haven program and educational materials can be found on this website. The statewide helpline provides information about Safe Haven and allows callers to speak directly with someone to find the location of the nearest hospital, police station or emergency services provider. In 2019, the helpline received 89 calls, with an average of 7.4 calls a month with September having the highest number of calls received. The department also launched an online public awareness campaign through social media outlets during the months of August and September 2019.

In 2019, six newborns were relinquished in Luzerne County, Lehigh County (Northeast Region), Allegheny County (Western region) and Lancaster County (Central region). Since the law was enacted in 2002, a total of 46 newborns have been received as Safe Haven infants by Pennsylvania hospitals and police stations. These infants have come from 26 counties, with most relinquishments occurring in the Western region of the state (22 infants). The Central region had the second highest number of infants relinquished at 13, followed by six in the Northeast region and five in the Southeast region.

Relinquishments reported for previous years may contain partial data; therefore, the counts from previous years will not match the current total.

FEDERAL CHILD ABUSE PREVENTION AND TREATMENT ACT

SUBSTANCE-EXPOSED INFANTS

SINCE 2003, THE CHILD ABUSE PREVENTION AND TREATMENT ACT (CAPTA) has included requirements to ensure appropriate notification is given to child protective services agencies to address the needs of substance-exposed infants. On July 22, 2016, the Comprehensive Addiction and Recovery Act (CARA) amended CAPTA to expand the requirement of the development of a plan of safe care for infants born and identified as affected by substance use, withdrawal symptoms resulting from prenatal substance exposure or a Fetal Alcohol Spectrum Disorder. To ensure the safety and well-being of these infants following their release from the care of health care providers, CARA removed the term “illegal” in reference to parental substance use and included addressing the health and substance use disorder treatment needs of the affected family or caregiver into the plan of safe care. CARA also added requirements relating to data collection and monitoring for this population.

The opioid epidemic does not discriminate — it affects Pennsylvanians from all walks of life. On January 10, 2018, Pennsylvania took a step forward in the fight against the heroin and opioid epidemic by implementing a statewide disaster declaration that identified the heroin and opioid epidemic as a public health emergency. Pennsylvania has also established Centers of Excellence, which serve as central, efficient hubs to assist people with substance use disorders who are covered by medicaid, ensuring individuals receive behavioral and physical health care, including any evidence-based medication-assisted treatment needed. On June 28, 2018, Governor Tom Wolf signed Act 54 of 2018 updating Pennsylvania law, consistent with CAPTA, to require health care providers, including those involved in the delivery or care of an affected

infant or encountering an infant up to age one outside a hospital setting, notify PA DHS so that a plan of safe care can be developed. State law stipulates that this notification by health care providers “shall not constitute a child abuse report”.

Pennsylvania remains committed to the development of a single policy agenda across the disciplines of child welfare, health, and drug and alcohol treatment regarding substance-exposed infants and their families. This coordinated response is supported by the aforementioned system partners and addresses primary prevention, substance use screening and referral to treatment, coordination of care for the infant and family, development of protocols for plans of safe care, and tracking of referral outcomes. In 2016, the state first convened a cross-systems stakeholder workgroup (the Multidisciplinary Workgroup on Infants with Substance Exposure) to gather expert input to identify how infants and families affected by substance use could best be served, ensuring there is community-based family-centered care to increase access; that follow-up is provided for the mother, infant, and family and that plans of safe care are individualized and treatment focused. DHS, the Department of Health and the Department of Drug and Alcohol Programs jointly issued the Pennsylvania Plan of Safe Care Guidance in March 2019 to provide practice considerations related to the identification of infants and caregivers affected by substance use and substance use disorders, and parameters related to the development of plans of safe care including plan elements and monitoring. To assist CCYAs considering the potential practice and fiscal impacts of the changes following Act 54 of 2018, the three aforementioned departments partnered with the Governor’s Institute to host five regional, in-person, two-day work sessions for county level executive planning teams. The Governor’s Institute work sessions were designed to engage and support local county planning teams as they develop, implement and monitor policies and procedures regarding the development and implementation of plans of safe care. Pennsylvania has also worked with the Administration for Children and Families (ACF) to develop and complete a Program Improvement Plan to ensure that all legislative changes and policy guidance are consistent with the federal requirements. Following the five work sessions provided by the Governor’s Institute, a series of eight technical assistance (TA) sessions were held throughout Pennsylvania. Each TA session focused on fine tuning county policies and procedures regarding Plans of Safe Care, providing clarification regarding policy questions, and providing counties the opportunity to share with each other their respective implementation efforts.



COUNTIES BY THE NUMBERS

The child welfare system in Pennsylvania is state-supervised and county-administered with both agencies having vital roles in the protection of children. DHS is responsible for assuring the availability and provision of public child welfare services, providing oversight and technical assistance to each CCYA, and establishing and enforcing policies and regulations that support the achievement of child welfare goals and outcomes. Additionally, DHS is responsible for the licensure of public and private child welfare agencies and the investigation of complaints received regarding these agencies.

Each CCYA is responsible for administering a program of children and youth services to children and their families. The county children and youth program includes services designed to:

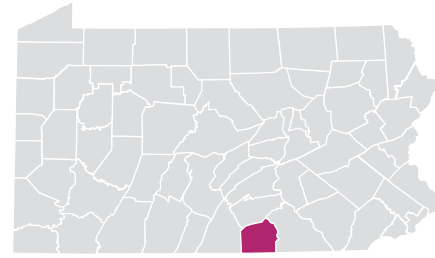
- Protect children from abuse and neglect and enable children to remain safely in their own homes and communities;
- Prevent dependency and delinquency of children and help them overcome problems that result in dependency and delinquency;
- Provide permanency and stability for children in their homes or in placement and preserve relationships and connections for children with their families and communities;
- Enhance the family's capacity to provide for their children's educational, physical, and behavioral health needs;
- Provide balanced attention to the protection of the community, the imposition of accountability for offenses, and the development of competencies to enable youth to become responsible and productive members of the community.

The following pages provide a snapshot of child abuse and neglect, and expenditures for investigations and assessments by county.

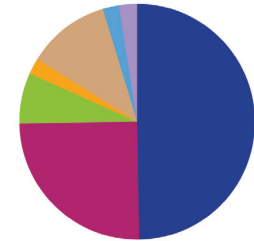
NOTE: The methodology for determining the number of GPS concerns has been revised from previous years' reports. This revision results in a lower count of total GPS concerns. The revised methodology eliminates duplicate GPS concern types for a child within each report. This note applies to all following county pages.

ADAMS COUNTY

RURAL // POPULATION • 102,023 / POPULATION UNDER 18 • 20,846



TYPES OF ALLEGATIONS SUBSTANTIATED REPORTS



44 TOTAL ALLEGATIONS

- 22** (50.0%) Sexual abuse
- 11** (25.0%) Physical abuse/bodily injury
- 3** (6.8%) Serious physical neglect
- 1** (2.3%) Reasonable likelihood of bodily injury
- 5** (11.4%) Engaging in per se acts
- 1** (2.3%) Likelihood of sexual abuse/exploitation
- 0** (0.0%) Serious mental injury
- 1** (2.3%) Severe form of trafficking in persons or sex trafficking
- 0** (0.0%) Munchausen Syndrome By Proxy/medical abuse

NOTES: A report may have more than one allegation for each report; therefore, the total number of allegations will be greater than the total number of reports.

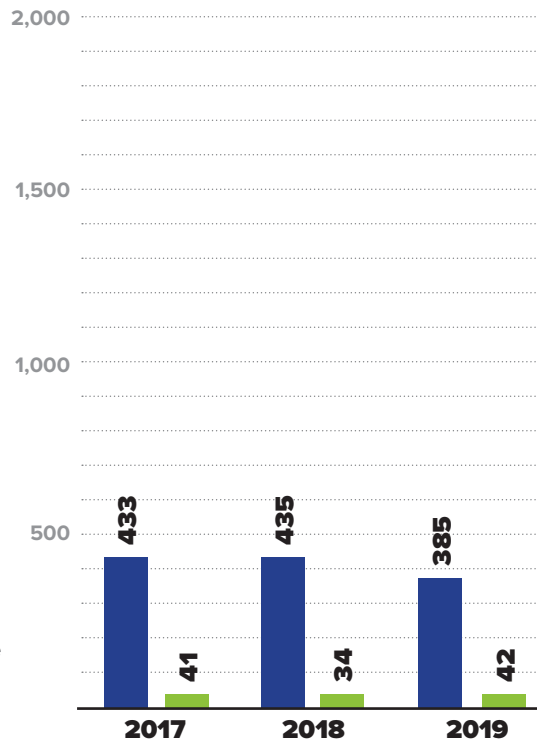
2019 REPORTS OF CHILD ABUSE

385

■ TOTAL REPORTS

42

■ SUBSTANTIATED REPORTS



NOTE: CPS and GPS data reported were investigated and substantiated by the CCYA and may vary from statewide data which include both CCYA and OCYF Regional Office investigations.

SUBSTANTIATED REPORTS BY SEX OF VICTIM

FEMALE

25

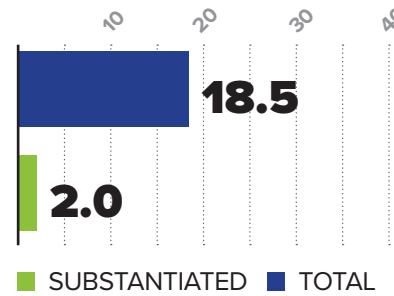
59.5%

MALE

17

40.5%

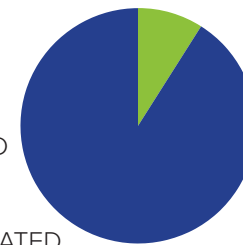
CHILD ABUSE REPORTS PER 1,000 CHILDREN



CASES OF REPEAT ABUSE SUBSTANTIATED REPORTS

■ **22** SUSPECTED

■ **2** SUBSTANTIATED



\$2,458,864

EXPENDITURES CHILD ABUSE INVESTIGATIONS AND GENERAL PROTECTIVE SERVICES ASSESSMENTS



NOTE: Expenditures include only state funding.

2019 FATALITIES

0/51 MALE 0 FEMALE 0

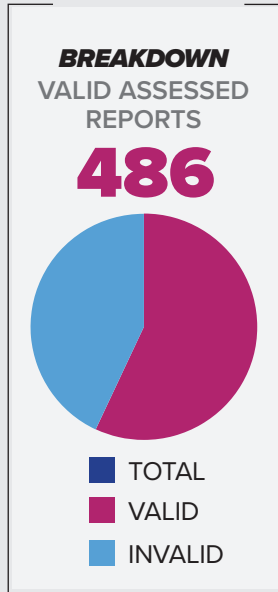
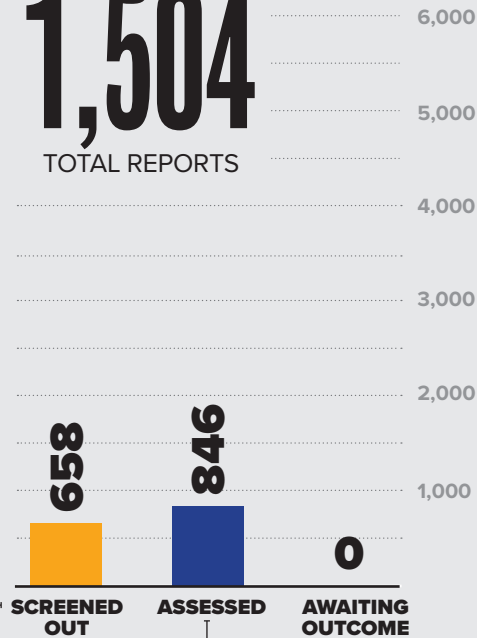
2019 NEAR FATALITIES

1/93 MALE 0 FEMALE 1

2019 REPORTS OF GENERAL PROTECTIVE SERVICES

1,504

TOTAL REPORTS



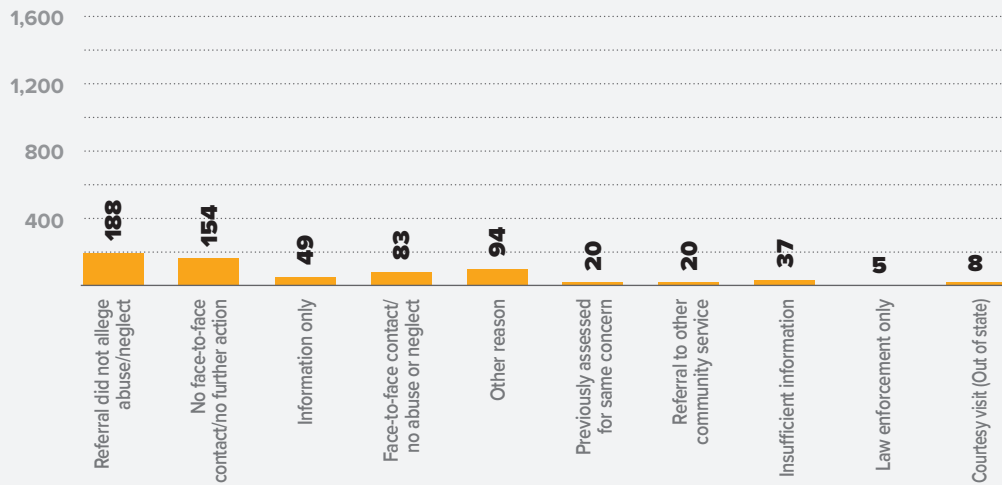
NUMBER OF CHILDREN ASSESSED



CHILDREN ASSESSED PER 1,000 CHILDREN



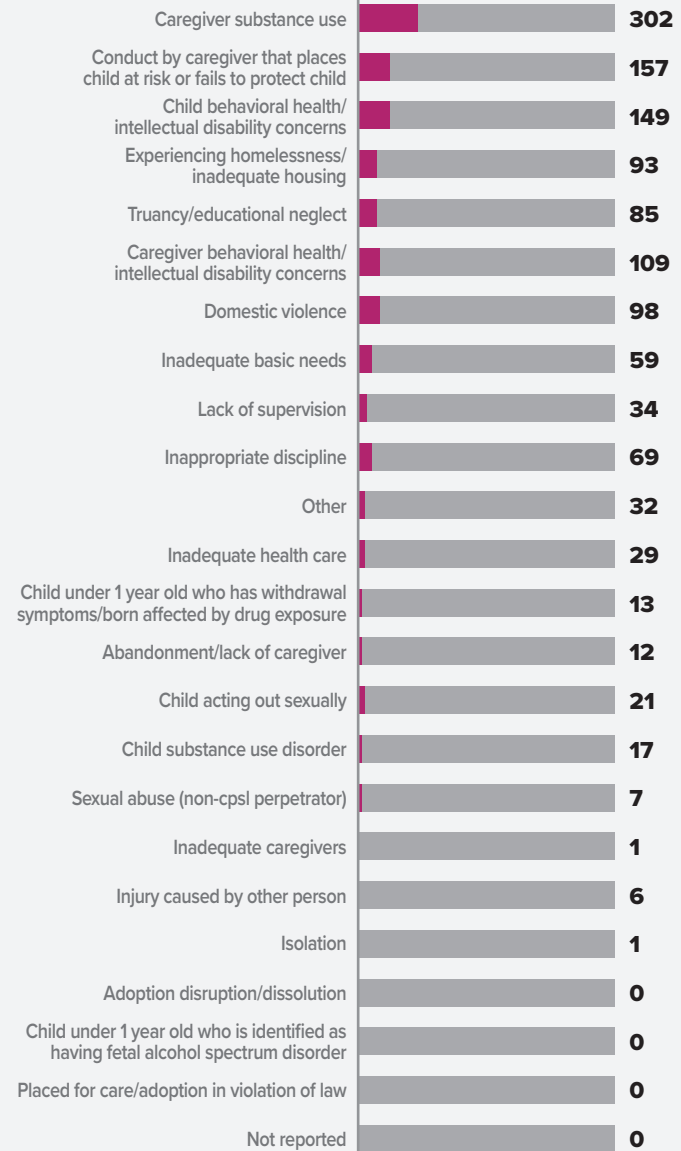
BREAKDOWN REPORTS SCREENED OUT BY REASON



VALID GPS CONCERNS BY TYPE

1,294

TOTAL CONCERNS



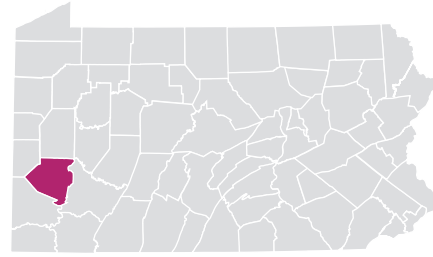
ADAMS COUNTY

NOTES: A report may have more than one concern for each report; therefore, the total number of concerns will be greater than the total number of reports. In some reports, more than one child was assessed with valid concerns; therefore, the number of children assessed exceeds the number of valid assessed reports.

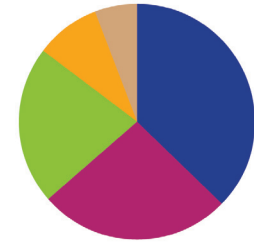


ALLEGHENY COUNTY

URBAN // POPULATION • 1,225,561 / POPULATION UNDER 18 • 231,334



TYPES OF ALLEGATIONS SUBSTANTIATED REPORTS



193 TOTAL ALLEGATIONS

- 72** (37.3%) Sexual abuse
- 51** (26.4%) Physical abuse/bodily injury
- 42** (21.8%) Serious physical neglect
- 17** (8.8%) Reasonable likelihood of bodily injury
- 11** (5.7%) Engaging in per se acts
- 0** (0.0%) Likelihood of sexual abuse/exploitation
- 0** (0.0%) Serious mental injury
- 0** (0.0%) Severe form of trafficking in persons or sex trafficking
- 0** (0.0%) Munchausen Syndrome By Proxy/medical abuse

NOTES: A report may have more than one allegation for each report; therefore, the total number of allegations will be greater than the total number of reports.

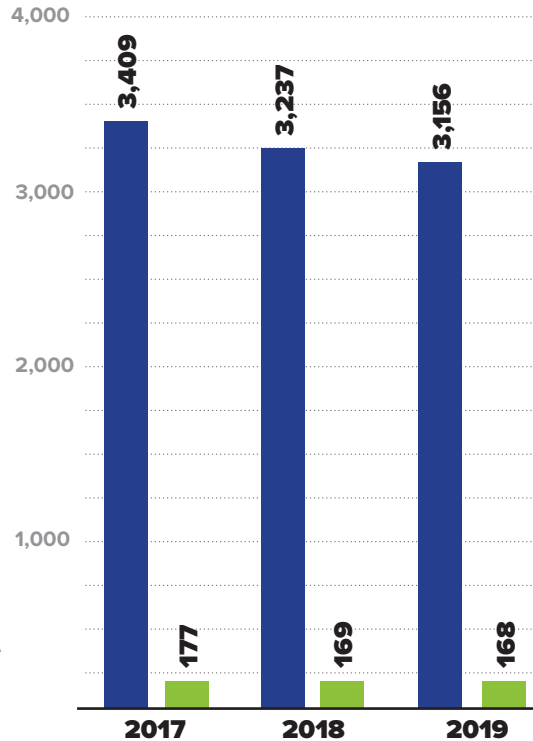
2019 REPORTS OF CHILD ABUSE

3,156

■ TOTAL REPORTS

168

■ SUBSTANTIATED REPORTS



NOTE: CPS and GPS data reported were investigated and substantiated by the CCYA and may vary from statewide data which include both CCYA and OCYF Regional Office investigations.

SUBSTANTIATED REPORTS BY SEX OF VICTIM

FEMALE

99

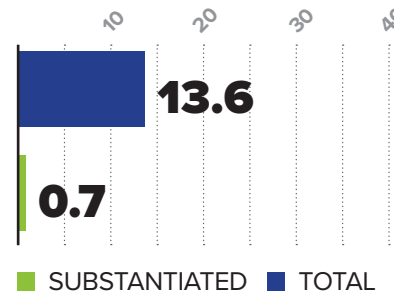
58.9%

MALE

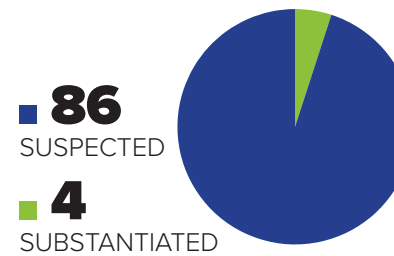
69

41.1%

CHILD ABUSE REPORTS PER 1,000 CHILDREN



CASES OF REPEAT ABUSE SUBSTANTIATED REPORTS



\$54,532,425

EXPENDITURES CHILD ABUSE INVESTIGATIONS AND GENERAL PROTECTIVE SERVICES ASSESSMENTS



NOTE: Expenditures include only state funding.

2019 FATALITIES

1/51 MALE 0 FEMALE 1

2019 NEAR FATALITIES

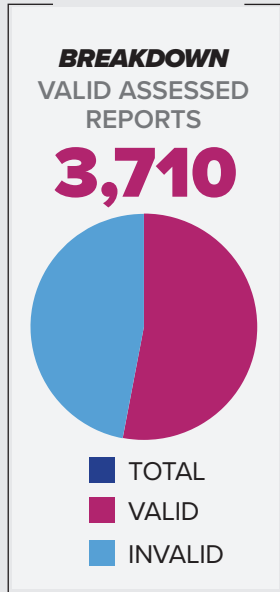
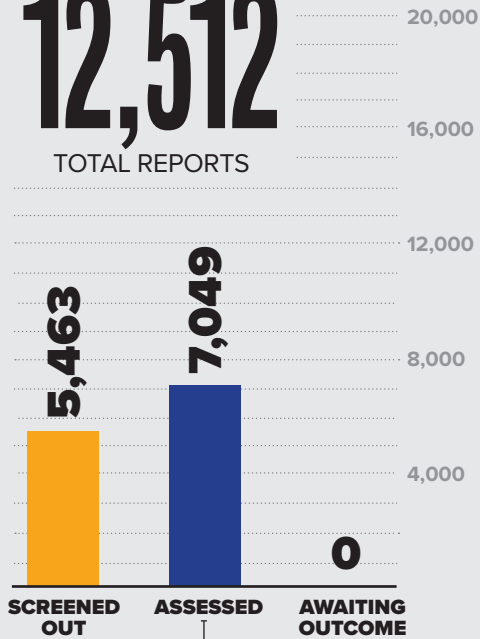
10/93 MALE 5 FEMALE 5



2019 REPORTS OF GENERAL PROTECTIVE SERVICES

12,512

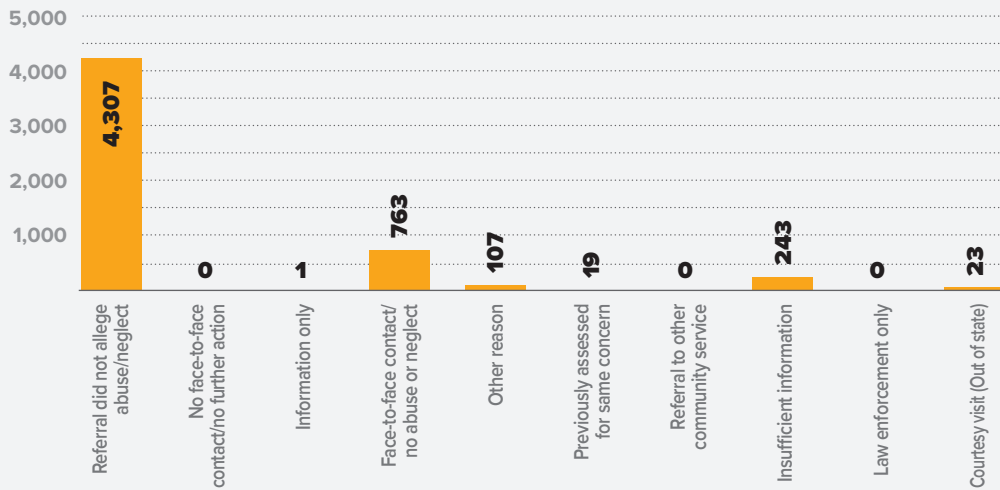
TOTAL REPORTS



NUMBER OF CHILDREN ASSESSED



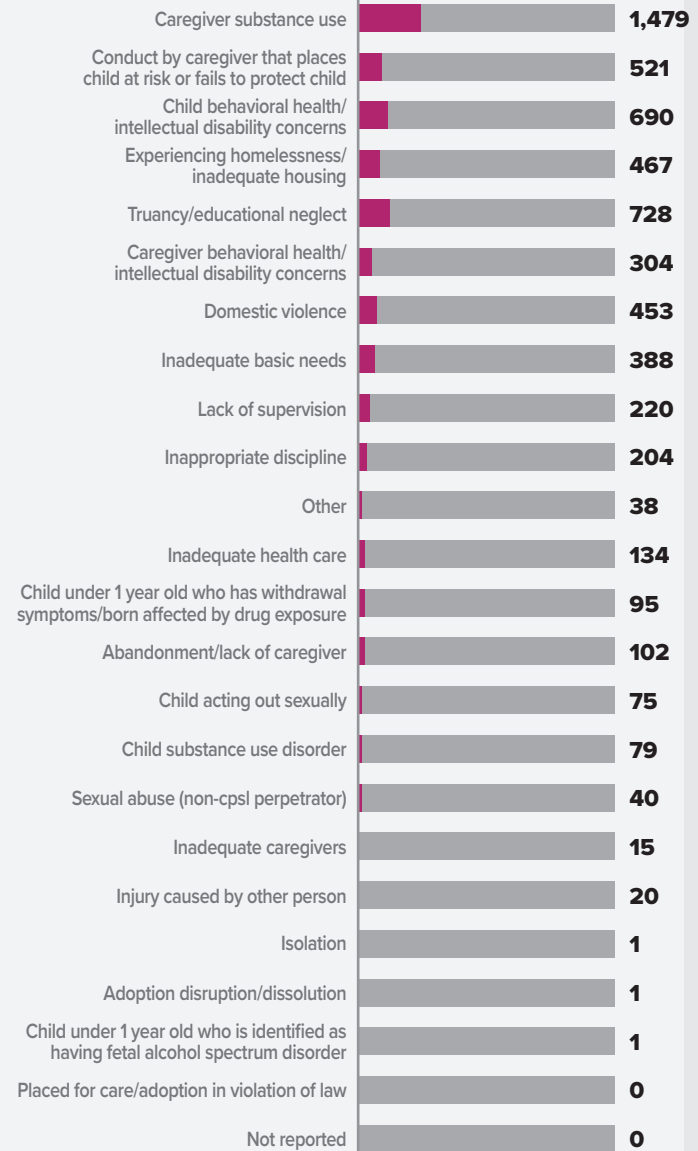
BREAKDOWN REPORTS SCREENED OUT BY REASON



VALID GPS CONCERNS BY TYPE

6,055

TOTAL CONCERNS



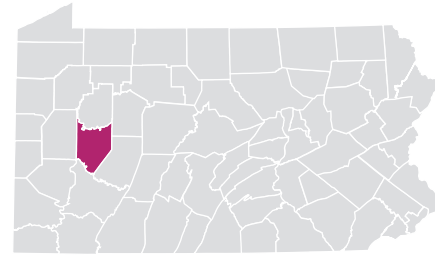
ALLEGHENY COUNTY

NOTES: A report may have more than one concern for each report; therefore, the total number of concerns will be greater than the total number of reports. In some reports, more than one child was assessed with valid concerns; therefore, the number of children assessed exceeds the number of valid assessed reports.

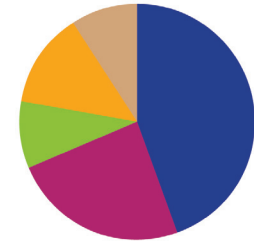


ARMSTRONG COUNTY

RURAL // POPULATION • 66,331 / POPULATION UNDER 18 • 12,876



TYPES OF ALLEGATIONS SUBSTANTIATED REPORTS



45 TOTAL ALLEGATIONS

- 20** (44.4%) Sexual abuse
- 11** (24.4%) Physical abuse/bodily injury
- 4** (8.9%) Serious physical neglect
- 6** (13.3%) Reasonable likelihood of bodily injury
- 4** (8.9%) Engaging in per se acts
- 0** (0.0%) Likelihood of sexual abuse/exploitation
- 0** (0.0%) Serious mental injury
- 0** (0.0%) Severe form of trafficking in persons or sex trafficking
- 0** (0.0%) Munchausen Syndrome By Proxy/medical abuse

NOTES: A report may have more than one allegation for each report; therefore, the total number of allegations will be greater than the total number of reports.

2019 REPORTS OF CHILD ABUSE

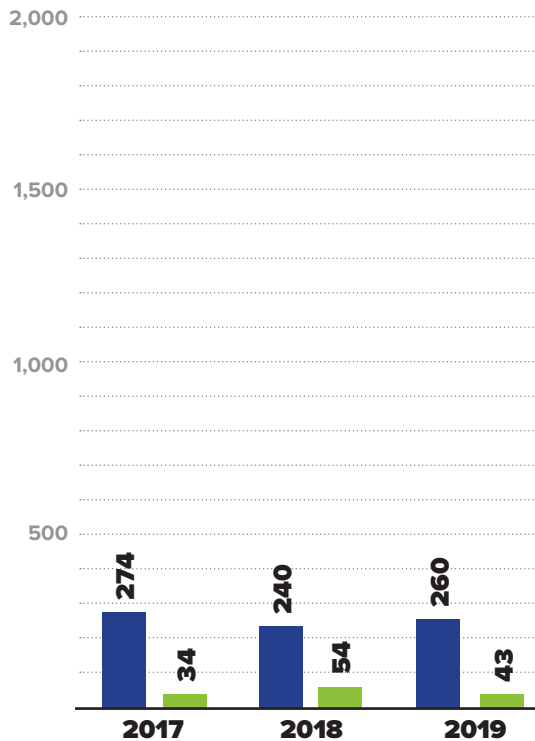
260

■ TOTAL REPORTS

43

■ SUBSTANTIATED REPORTS

NOTE: CPS and GPS data reported were investigated and substantiated by the CCYA and may vary from statewide data which include both CCYA and OCYF Regional Office investigations.



SUBSTANTIATED REPORTS BY SEX OF VICTIM

FEMALE

23

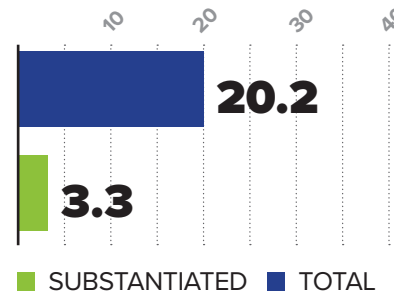
53.5%

MALE

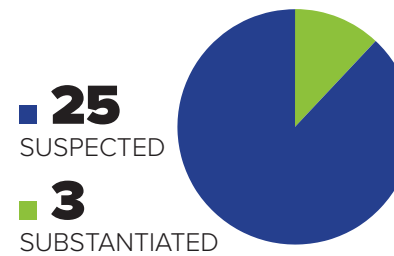
20

46.5%

CHILD ABUSE REPORTS PER 1,000 CHILDREN



CASES OF REPEAT ABUSE SUBSTANTIATED REPORTS



\$1,082,452

EXPENDITURES CHILD ABUSE INVESTIGATIONS AND GENERAL PROTECTIVE SERVICES ASSESSMENTS



NOTE: Expenditures include only state funding.

2019 FATALITIES

0/51 MALE 0 FEMALE 0

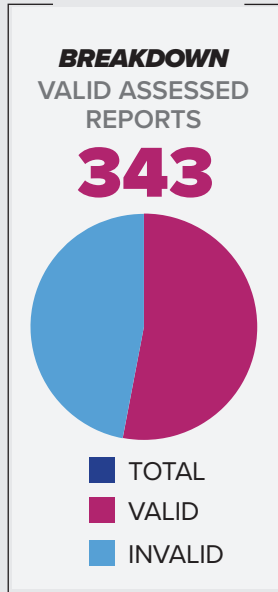
2019 NEAR FATALITIES

1/93 MALE 1 FEMALE 0

2019 REPORTS OF GENERAL PROTECTIVE SERVICES

1,035

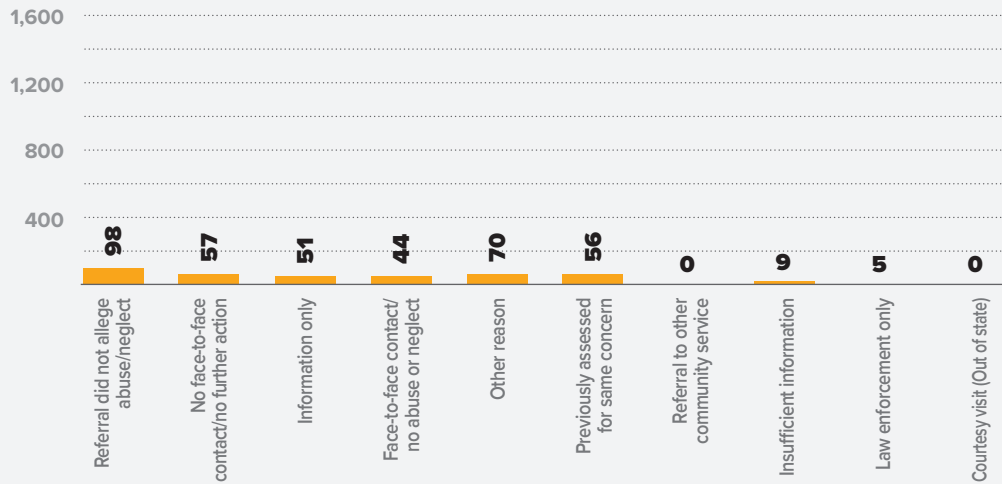
TOTAL REPORTS



NUMBER OF CHILDREN ASSESSED



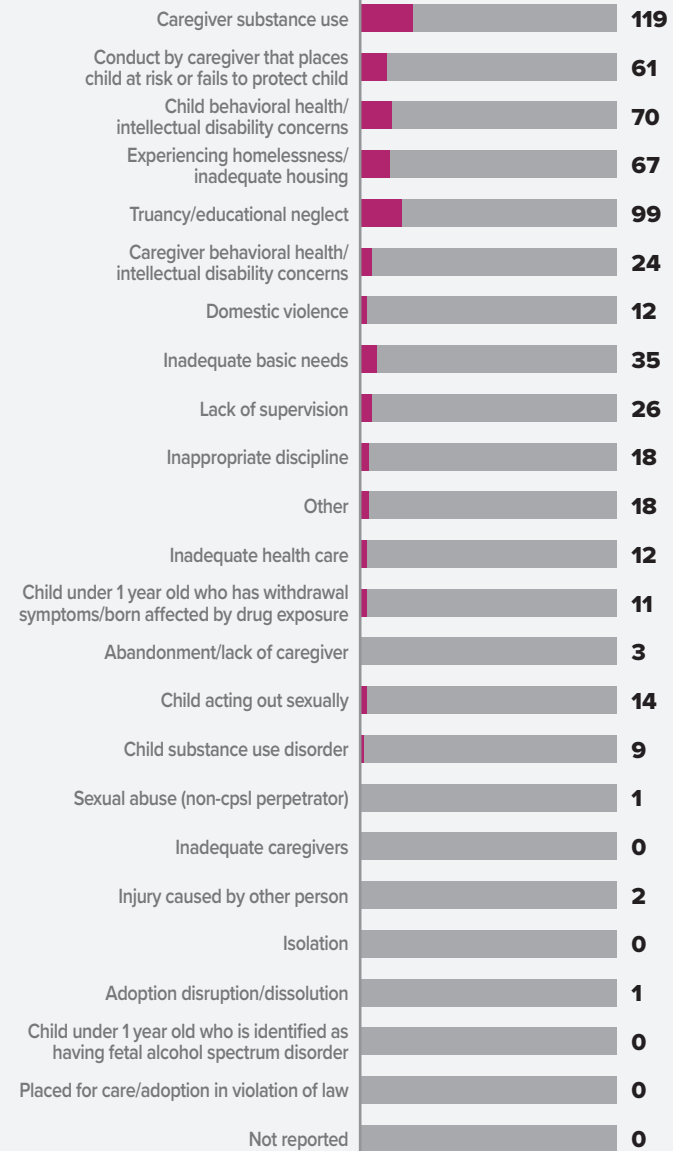
BREAKDOWN REPORTS SCREENED OUT BY REASON



VALID GPS CONCERNS BY TYPE

602

TOTAL CONCERNS



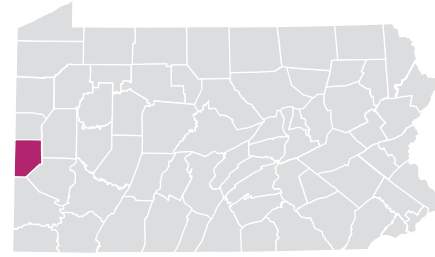
ARMSTRONG COUNTY

NOTES: A report may have more than one concern for each report; therefore, the total number of concerns will be greater than the total number of reports. In some reports, more than one child was assessed with valid concerns; therefore, the number of children assessed exceeds the number of valid assessed reports.

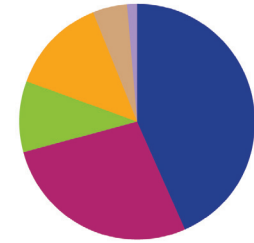


BEAVER COUNTY

URBAN // POPULATION • 166,896 / POPULATION UNDER 18 • 32,598



TYPES OF ALLEGATIONS SUBSTANTIATED REPORTS



83 TOTAL ALLEGATIONS

- 36** (43.4%) Sexual abuse
- 23** (27.7%) Physical abuse/bodily injury
- 8** (9.6%) Serious physical neglect
- 11** (13.3%) Reasonable likelihood of bodily injury
- 4** (4.8%) Engaging in per se acts
- 0** (0.0%) Likelihood of sexual abuse/exploitation
- 0** (0.0%) Serious mental injury
- 1** (1.2%) Severe form of trafficking in persons or sex trafficking
- 0** (0.0%) Munchausen Syndrome By Proxy/medical abuse

NOTES: A report may have more than one allegation for each report; therefore, the total number of allegations will be greater than the total number of reports.

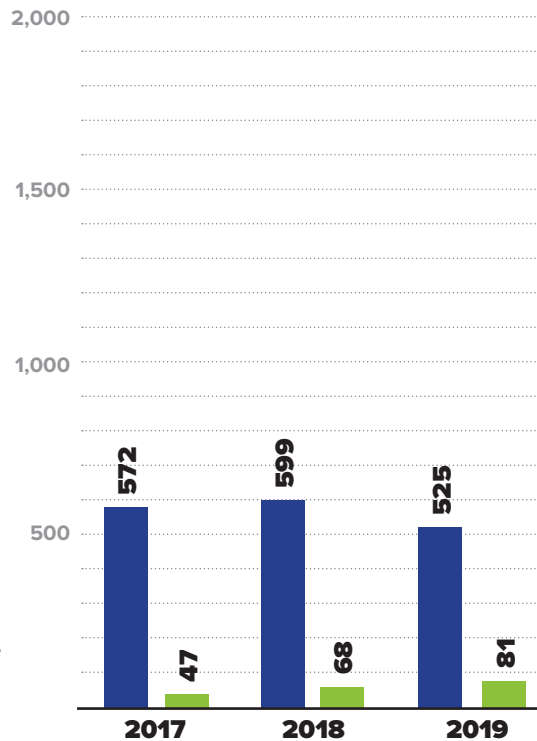
2019 REPORTS OF CHILD ABUSE

525

■ TOTAL REPORTS

81

■ SUBSTANTIATED REPORTS



NOTE: CPS and GPS data reported were investigated and substantiated by the CCYA and may vary from statewide data which include both CCYA and OCYF Regional Office investigations.

SUBSTANTIATED REPORTS BY SEX OF VICTIM

FEMALE

52

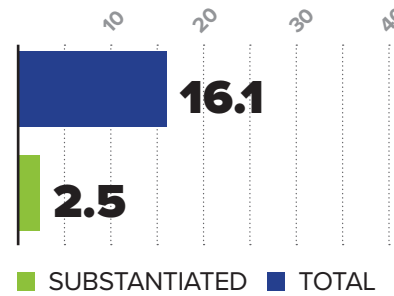
64.2%

MALE

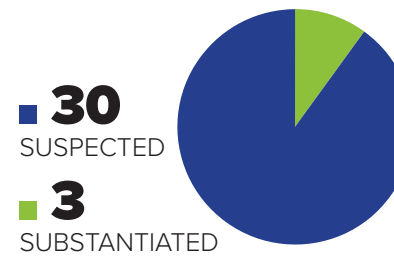
29

35.8%

CHILD ABUSE REPORTS PER 1,000 CHILDREN



CASES OF REPEAT ABUSE SUBSTANTIATED REPORTS



\$6,313,225

EXPENDITURES CHILD ABUSE INVESTIGATIONS AND GENERAL PROTECTIVE SERVICES ASSESSMENTS



NOTE: Expenditures include only state funding.

2019 FATALITIES

1/51 MALE 1 FEMALE 0

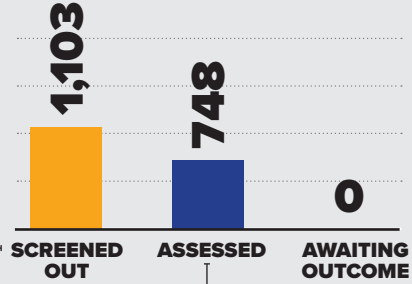
2019 NEAR FATALITIES

2/93 MALE 0 FEMALE 2

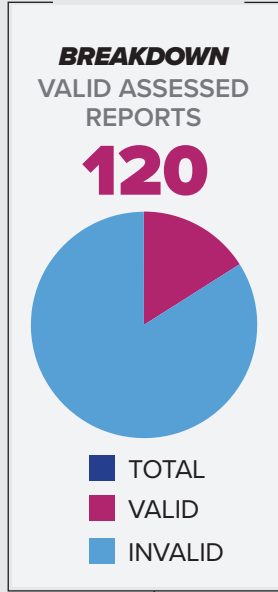
2019 REPORTS OF GENERAL PROTECTIVE SERVICES

1,851

TOTAL REPORTS



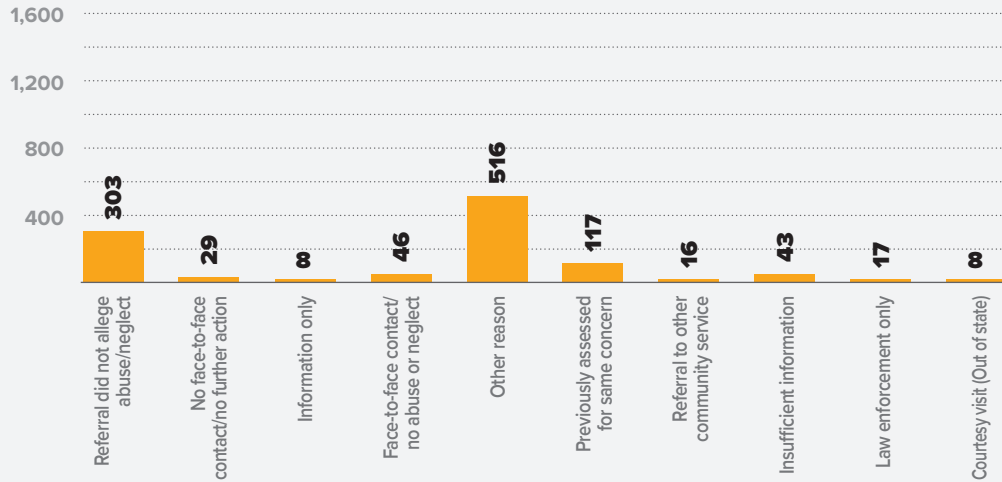
6,000
5,000
4,000
3,000
2,000
1,000



NUMBER OF CHILDREN ASSESSED



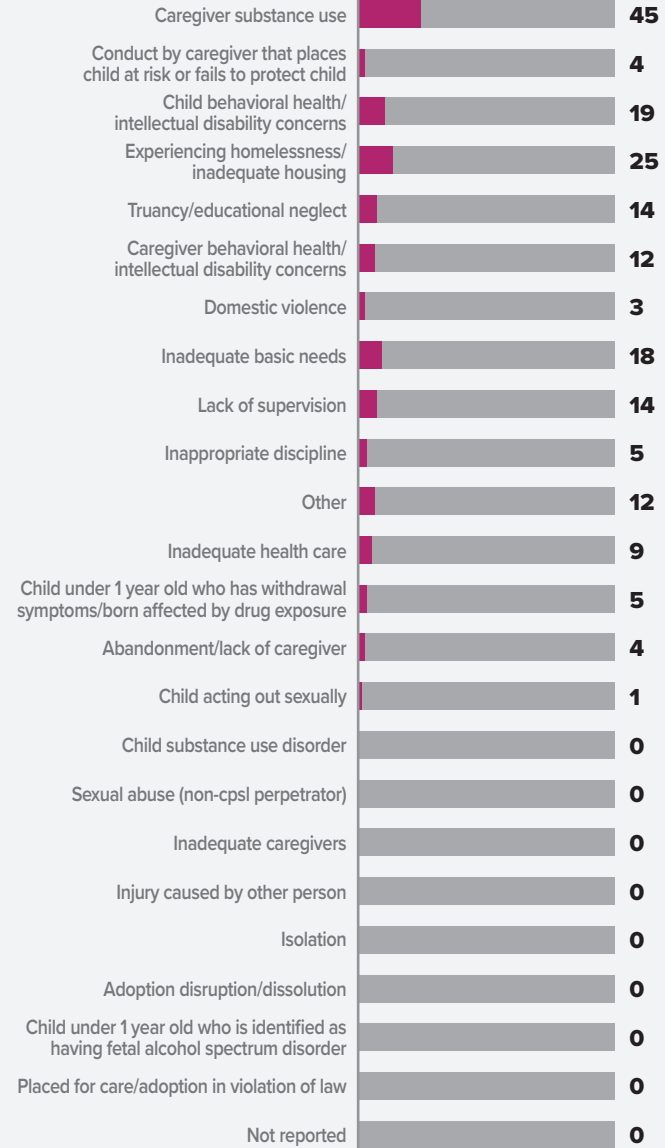
BREAKDOWN REPORTS SCREENED OUT BY REASON



VALID GPS CONCERNS BY TYPE

190

TOTAL CONCERNS



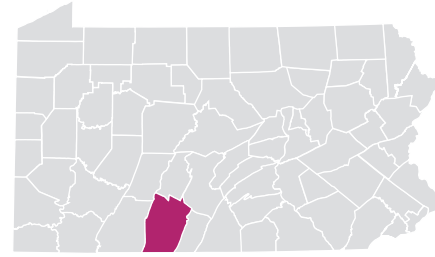
BEAVER COUNTY

NOTES: A report may have more than one concern for each report; therefore, the total number of concerns will be greater than the total number of reports. In some reports, more than one child was assessed with valid concerns; therefore, the number of children assessed exceeds the number of valid assessed reports.

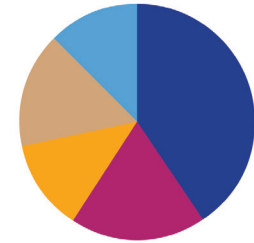


BEDFORD COUNTY

RURAL // POPULATION • 48,611 / POPULATION UNDER 18 • 9,728



TYPES OF ALLEGATIONS SUBSTANTIATED REPORTS



32 TOTAL ALLEGATIONS

- **13** (40.6%) Sexual abuse
- **6** (18.8%) Physical abuse/bodily injury
- **0** (0.0%) Serious physical neglect
- **4** (12.5%) Reasonable likelihood of bodily injury
- **5** (15.6%) Engaging in per se acts
- **4** (12.5%) Likelihood of sexual abuse/exploitation
- **0** (0.0%) Serious mental injury
- **0** (0.0%) Severe form of trafficking in persons or sex trafficking
- **0** (0.0%) Munchausen Syndrome By Proxy/medical abuse

NOTES: A report may have more than one allegation for each report; therefore, the total number of allegations will be greater than the total number of reports.

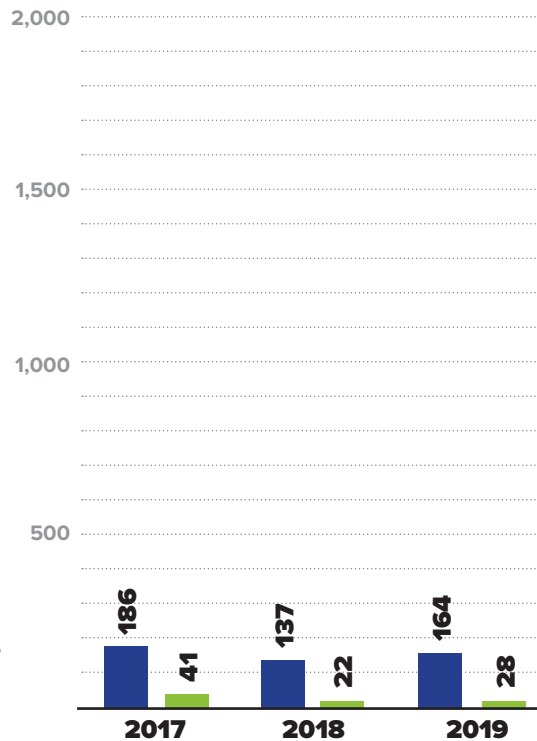
2019 REPORTS OF CHILD ABUSE

164

■ TOTAL REPORTS

28

■ SUBSTANTIATED REPORTS

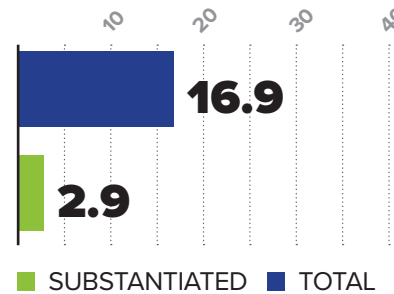


SUBSTANTIATED REPORTS BY SEX OF VICTIM

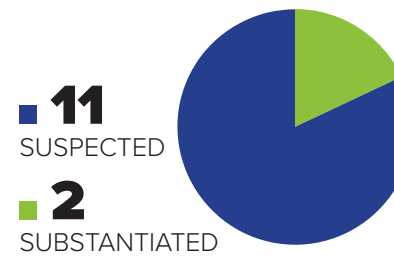
FEMALE
16
57.1%

MALE
12
42.9%

CHILD ABUSE REPORTS PER 1,000 CHILDREN



CASES OF REPEAT ABUSE SUBSTANTIATED REPORTS



NOTE: CPS and GPS data reported were investigated and substantiated by the CCYA and may vary from statewide data which include both CCYA and OCYF Regional Office investigations.

\$416,930

EXPENDITURES CHILD ABUSE INVESTIGATIONS AND GENERAL PROTECTIVE SERVICES ASSESSMENTS



NOTE: Expenditures include only state funding.

2019 FATALITIES

1/51 MALE 0 FEMALE 1

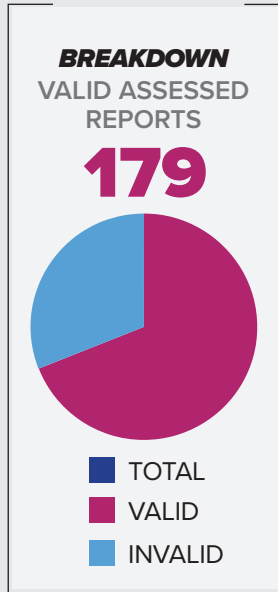
2019 NEAR FATALITIES

0/93 MALE 0 FEMALE 0

2019 REPORTS OF GENERAL PROTECTIVE SERVICES

579

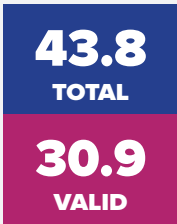
TOTAL REPORTS



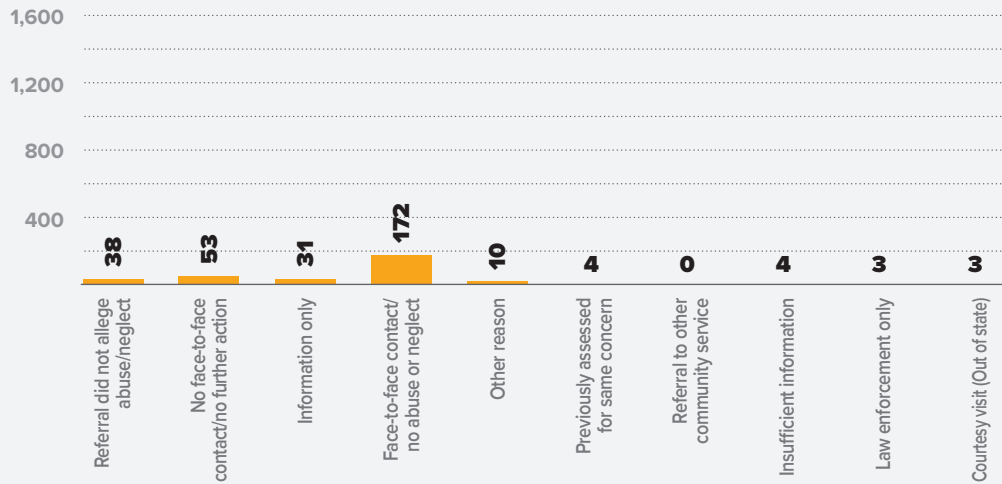
NUMBER OF CHILDREN ASSESSED



CHILDREN ASSESSED PER 1,000 CHILDREN



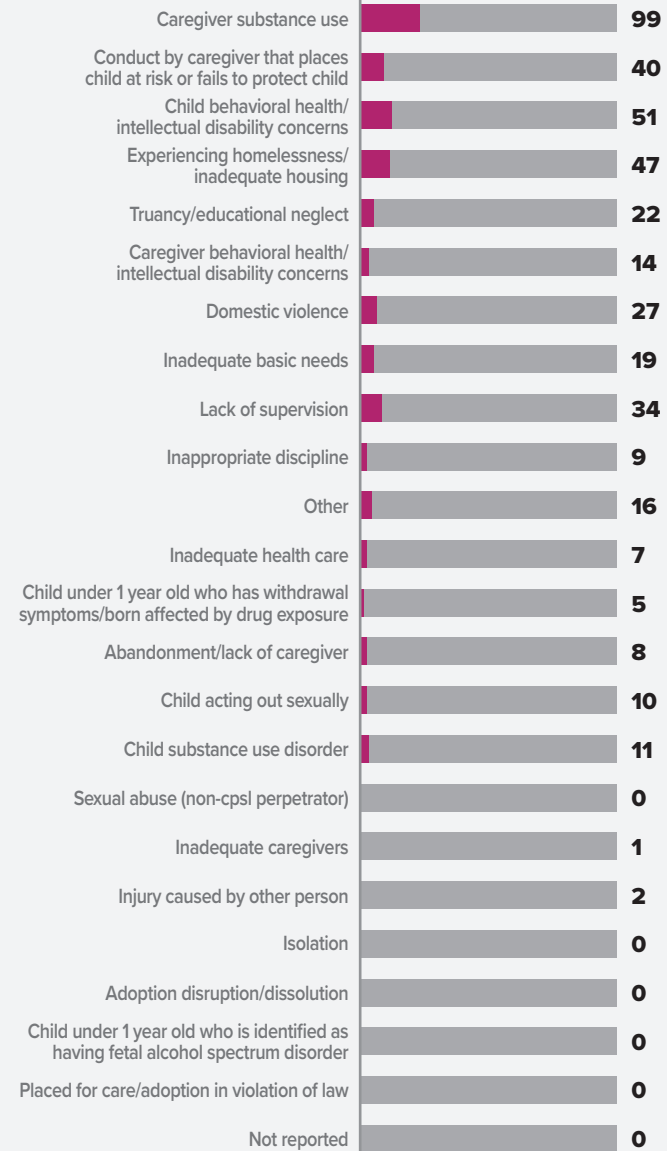
BREAKDOWN REPORTS SCREENED OUT BY REASON



VALID GPS CONCERNS BY TYPE

422

TOTAL CONCERNS



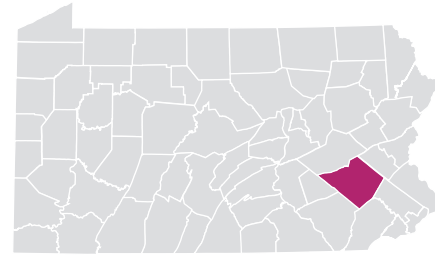
BEDFORD COUNTY

NOTES: A report may have more than one concern for each report; therefore, the total number of concerns will be greater than the total number of reports. In some reports, more than one child was assessed with valid concerns; therefore, the number of children assessed exceeds the number of valid assessed reports.

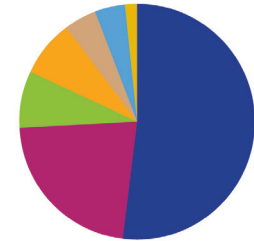


BERKS COUNTY

URBAN // POPULATION • 416,642 / POPULATION UNDER 18 • 94,216



TYPES OF ALLEGATIONS SUBSTANTIATED REPORTS



189 TOTAL ALLEGATIONS

- 98** (51.9%) Sexual abuse
- 42** (22.2%) Physical abuse/bodily injury
- 15** (7.9%) Serious physical neglect
- 15** (7.9%) Reasonable likelihood of bodily injury
- 8** (4.2%) Engaging in per se acts
- 8** (4.2%) Likelihood of sexual abuse/exploitation
- 3** (1.6%) Serious mental injury
- 0** (0.0%) Severe form of trafficking in persons or sex trafficking
- 0** (0.0%) Munchausen Syndrome By Proxy/medical abuse

NOTES: A report may have more than one allegation for each report; therefore, the total number of allegations will be greater than the total number of reports.

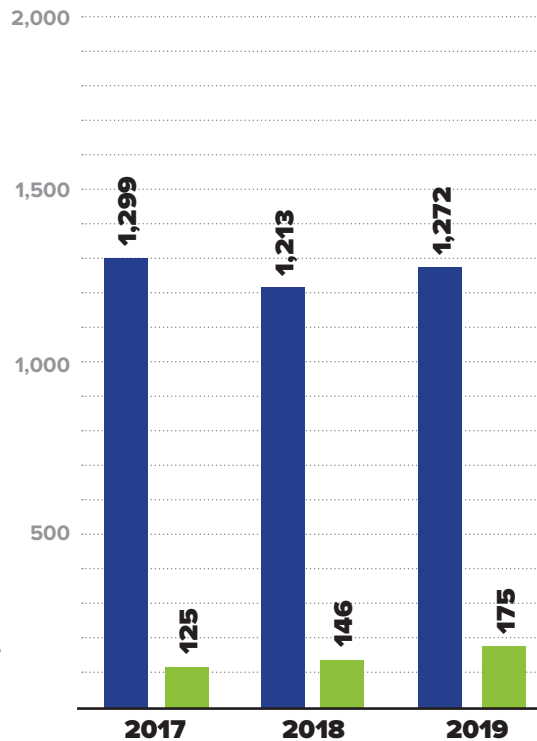
2019 REPORTS OF CHILD ABUSE

1,272

■ TOTAL REPORTS

175

■ SUBSTANTIATED REPORTS



NOTE: CPS and GPS data reported were investigated and substantiated by the CCYA and may vary from statewide data which include both CCYA and OCYF Regional Office investigations.

SUBSTANTIATED REPORTS BY SEX OF VICTIM

FEMALE

117

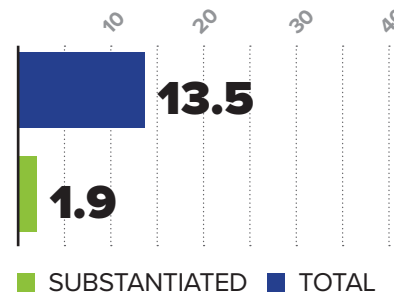
66.9%

MALE

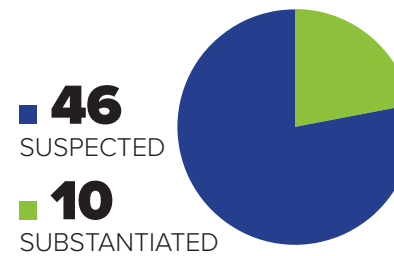
58

33.1%

CHILD ABUSE REPORTS PER 1,000 CHILDREN



CASES OF REPEAT ABUSE SUBSTANTIATED REPORTS



\$3,923,792

EXPENDITURES CHILD ABUSE INVESTIGATIONS AND GENERAL PROTECTIVE SERVICES ASSESSMENTS



NOTE: Expenditures include only state funding.

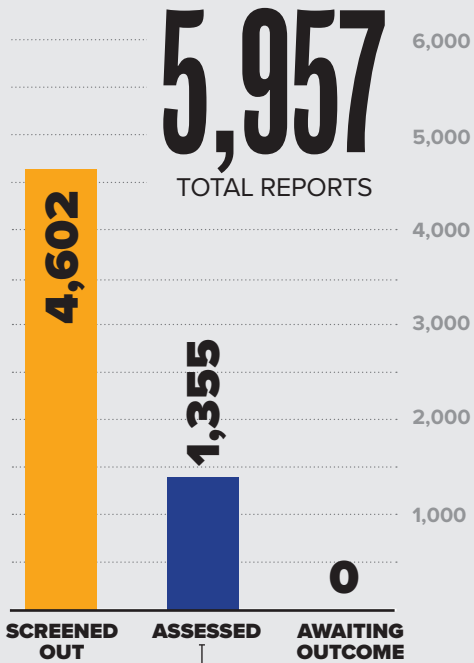
2019 FATALITIES

1/51 MALE 1 FEMALE 0

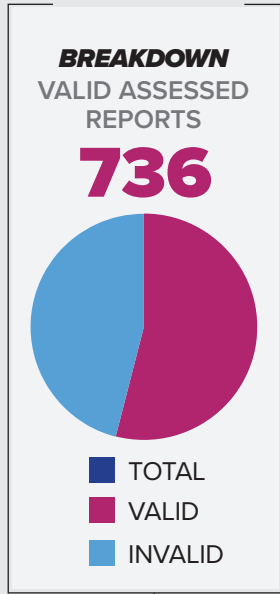
2019 NEAR FATALITIES

3/93 MALE 0 FEMALE 3

2019 REPORTS OF GENERAL PROTECTIVE SERVICES



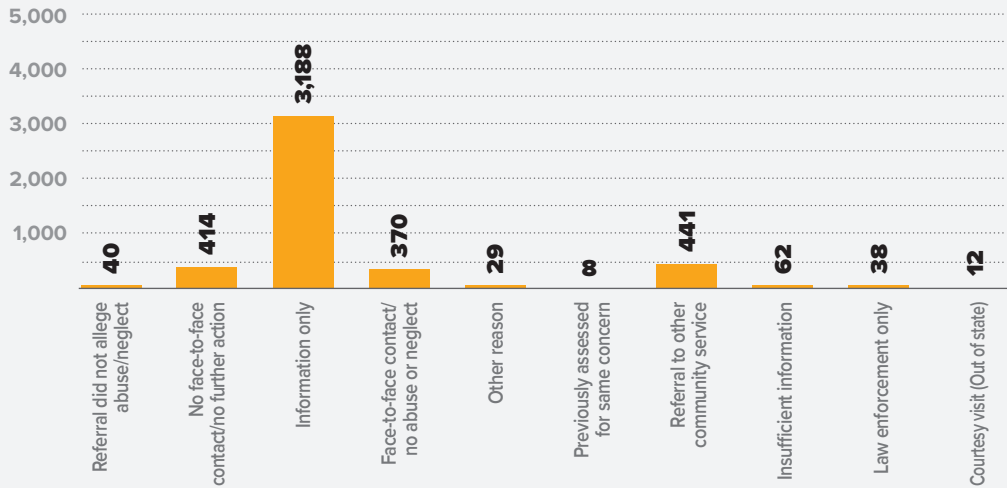
5,957
TOTAL REPORTS



NUMBER OF CHILDREN ASSESSED

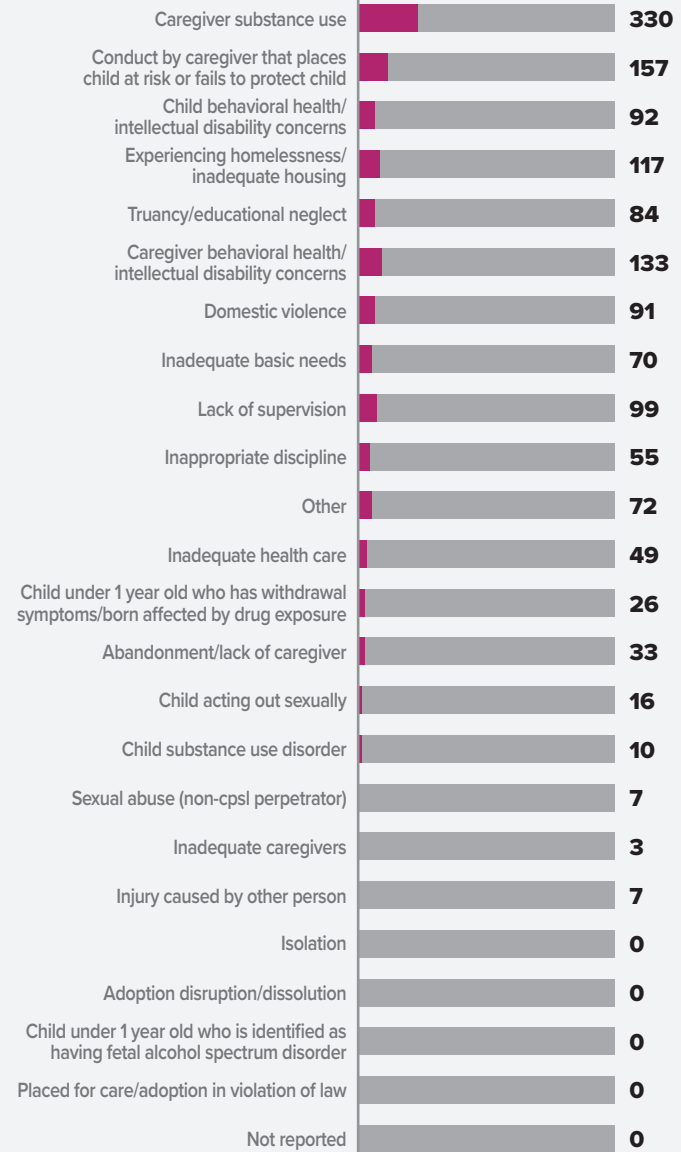


BREAKDOWN REPORTS SCREENED OUT BY REASON



VALID GPS CONCERNS BY TYPE

1,451
TOTAL CONCERNS



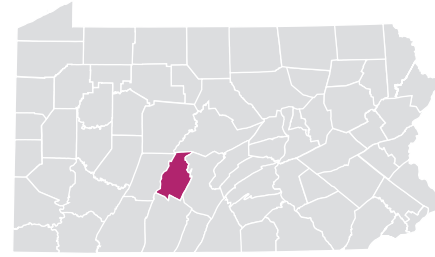
BERKS COUNTY

NOTES: A report may have more than one concern for each report; therefore, the total number of concerns will be greater than the total number of reports. In some reports, more than one child was assessed with valid concerns; therefore, the number of children assessed exceeds the number of valid assessed reports.

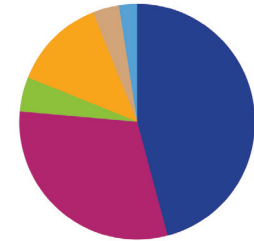


BLAIR COUNTY

RURAL // POPULATION • 123,842 / POPULATION UNDER 18 • 25,397



TYPES OF ALLEGATIONS SUBSTANTIATED REPORTS



85 TOTAL ALLEGATIONS

- 39** (45.9%) Sexual abuse
- 26** (30.6%) Physical abuse/bodily injury
- 4** (4.7%) Serious physical neglect
- 11** (12.9%) Reasonable likelihood of bodily injury
- 3** (3.5%) Engaging in per se acts
- 2** (2.4%) Likelihood of sexual abuse/exploitation
- 0** (0.0%) Serious mental injury
- 0** (0.0%) Severe form of trafficking in persons or sex trafficking
- 0** (0.0%) Munchausen Syndrome By Proxy/medical abuse

NOTES: A report may have more than one allegation for each report; therefore, the total number of allegations will be greater than the total number of reports.

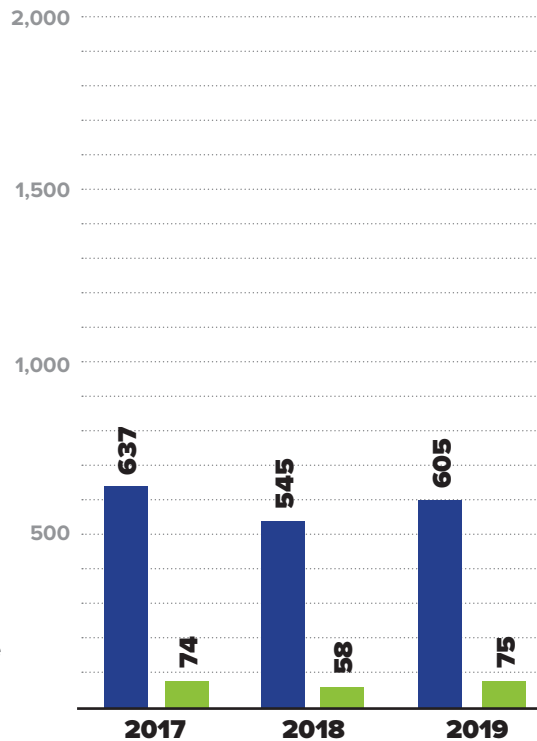
2019 REPORTS OF CHILD ABUSE

605

■ TOTAL REPORTS

75

■ SUBSTANTIATED REPORTS



NOTE: CPS and GPS data reported were investigated and substantiated by the CCYA and may vary from statewide data which include both CCYA and OCYF Regional Office investigations.

SUBSTANTIATED REPORTS BY SEX OF VICTIM

FEMALE

51

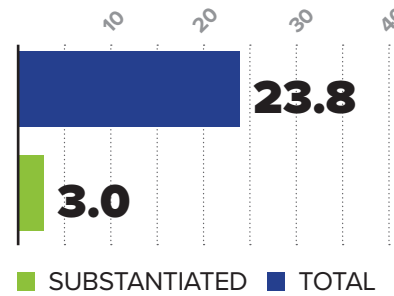
68.0%

MALE

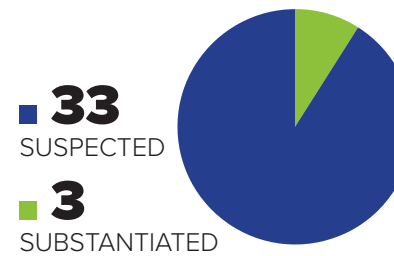
24

32.0%

CHILD ABUSE REPORTS PER 1,000 CHILDREN



CASES OF REPEAT ABUSE SUBSTANTIATED REPORTS



\$2,664,575

EXPENDITURES CHILD ABUSE INVESTIGATIONS AND GENERAL PROTECTIVE SERVICES ASSESSMENTS



NOTE: Expenditures include only state funding.

2019 FATALITIES

0/51 MALE 0 FEMALE 0

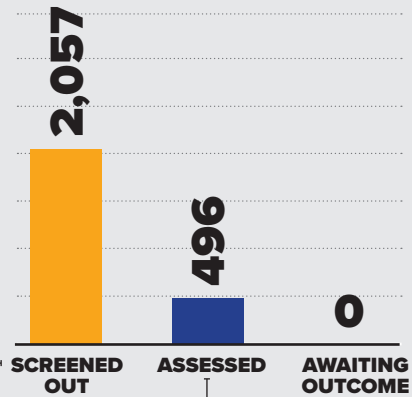
2019 NEAR FATALITIES

2/93 MALE 1 FEMALE 1

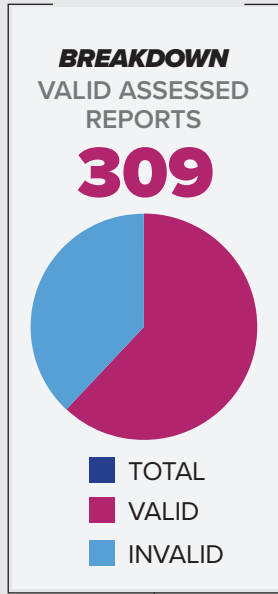
2019 REPORTS OF GENERAL PROTECTIVE SERVICES

2,553

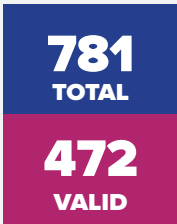
TOTAL REPORTS



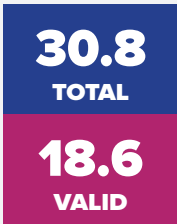
6,000
5,000
4,000
3,000
2,000
1,000



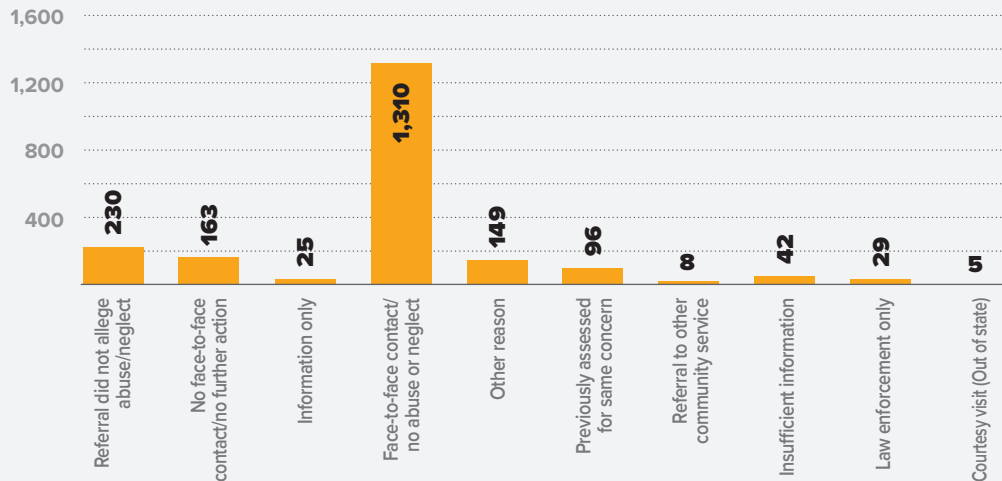
NUMBER OF CHILDREN ASSESSED



CHILDREN ASSESSED PER 1,000 CHILDREN



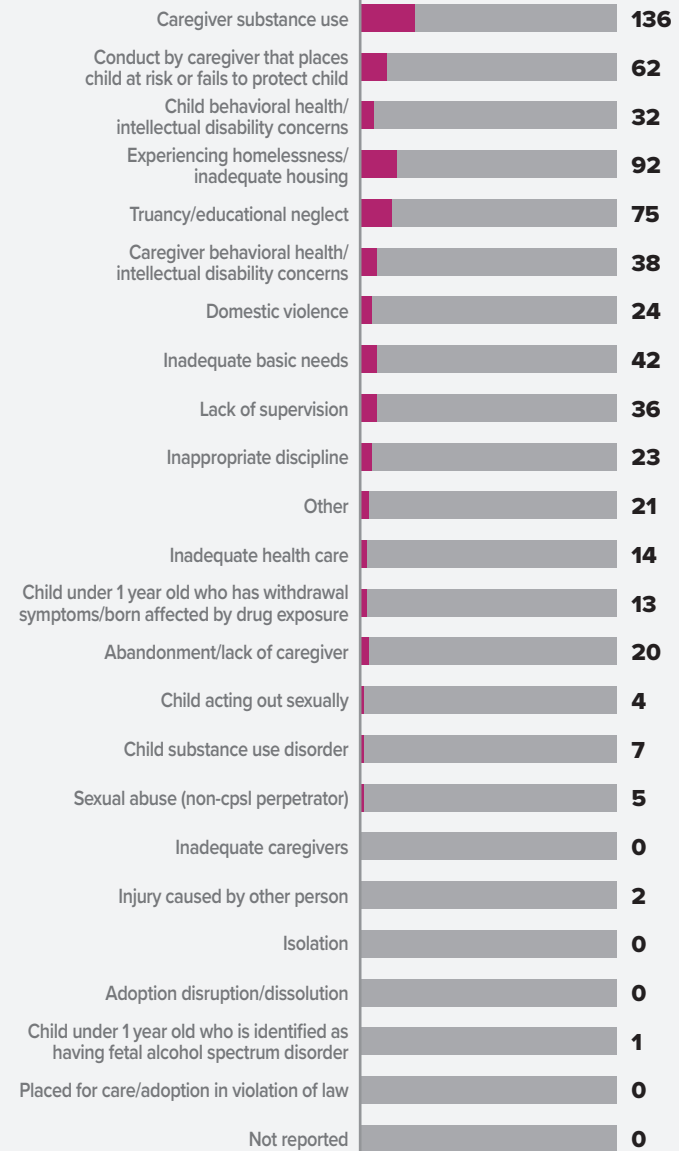
BREAKDOWN REPORTS SCREENED OUT BY REASON



VALID GPS CONCERNS BY TYPE

647

TOTAL CONCERNS



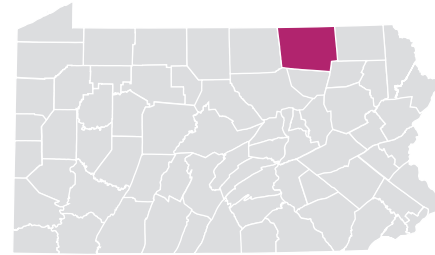
BLAIR COUNTY

NOTES: A report may have more than one concern for each report; therefore, the total number of concerns will be greater than the total number of reports. In some reports, more than one child was assessed with valid concerns; therefore, the number of children assessed exceeds the number of valid assessed reports.

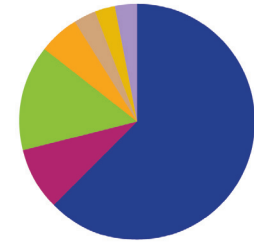


BRADFORD COUNTY

RURAL // POPULATION • 61,304 / POPULATION UNDER 18 • 13,560



TYPES OF ALLEGATIONS SUBSTANTIATED REPORTS



35 TOTAL ALLEGATIONS

- 22** (62.9%) Sexual abuse
- 3** (8.6%) Physical abuse/bodily injury
- 5** (14.3%) Serious physical neglect
- 2** (5.7%) Reasonable likelihood of bodily injury
- 1** (2.9%) Engaging in per se acts
- 0** (0.0%) Likelihood of sexual abuse/exploitation
- 1** (2.9%) Serious mental injury
- 1** (2.9%) Severe form of trafficking in persons or sex trafficking
- 0** (0.0%) Munchausen Syndrome By Proxy/medical abuse

NOTES: A report may have more than one allegation for each report; therefore, the total number of allegations will be greater than the total number of reports.

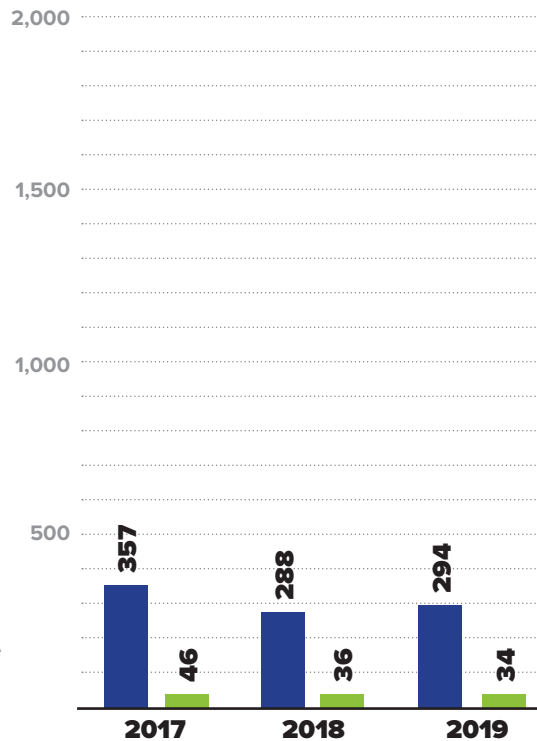
2019 REPORTS OF CHILD ABUSE

294

■ TOTAL REPORTS

34

■ SUBSTANTIATED REPORTS



NOTE: CPS and GPS data reported were investigated and substantiated by the CCYA and may vary from statewide data which include both CCYA and OCYF Regional Office investigations.

SUBSTANTIATED REPORTS BY SEX OF VICTIM

FEMALE

22

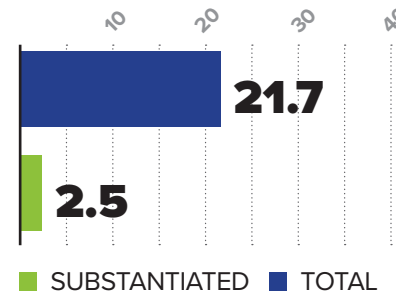
64.7%

MALE

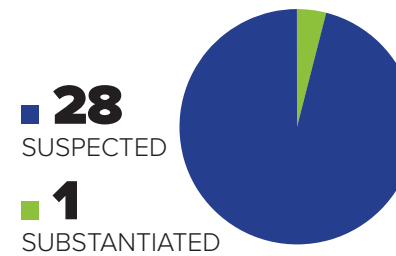
12

35.3%

CHILD ABUSE REPORTS PER 1,000 CHILDREN



CASES OF REPEAT ABUSE SUBSTANTIATED REPORTS



\$1,147,462

EXPENDITURES CHILD ABUSE INVESTIGATIONS AND GENERAL PROTECTIVE SERVICES ASSESSMENTS



NOTE: Expenditures include only state funding.

2019 FATALITIES

1/51 MALE 1 FEMALE 0

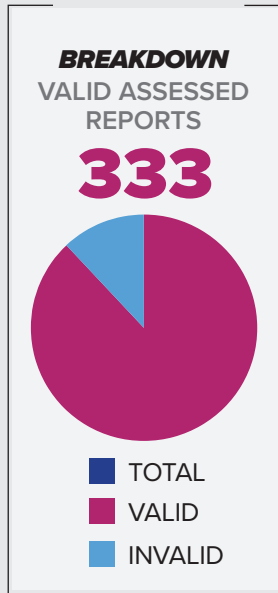
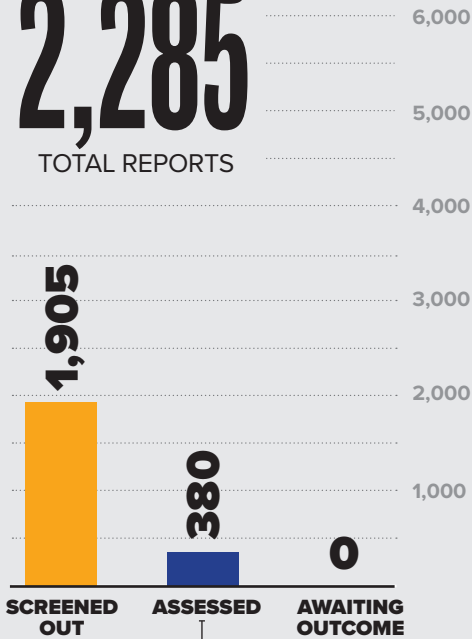
2019 NEAR FATALITIES

0/93 MALE 0 FEMALE 0

2019 REPORTS OF GENERAL PROTECTIVE SERVICES

2,285

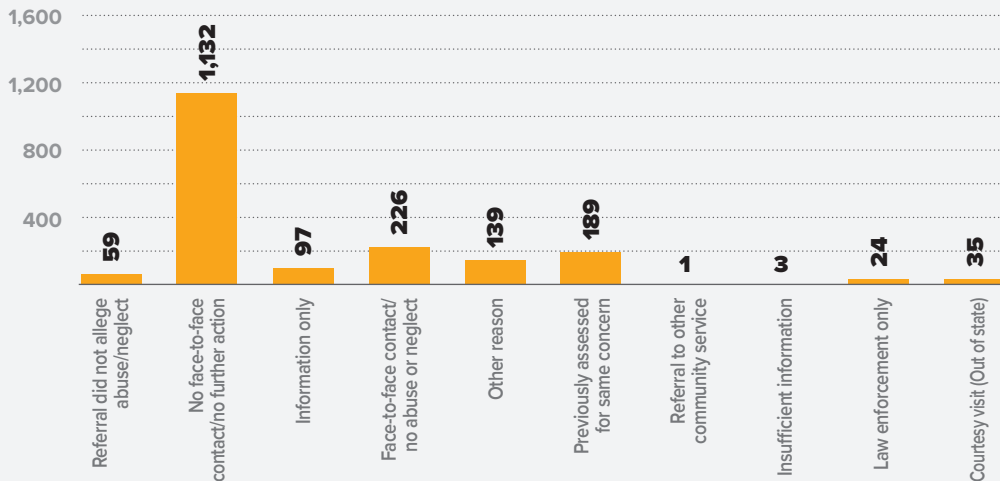
TOTAL REPORTS



NUMBER OF CHILDREN ASSESSED



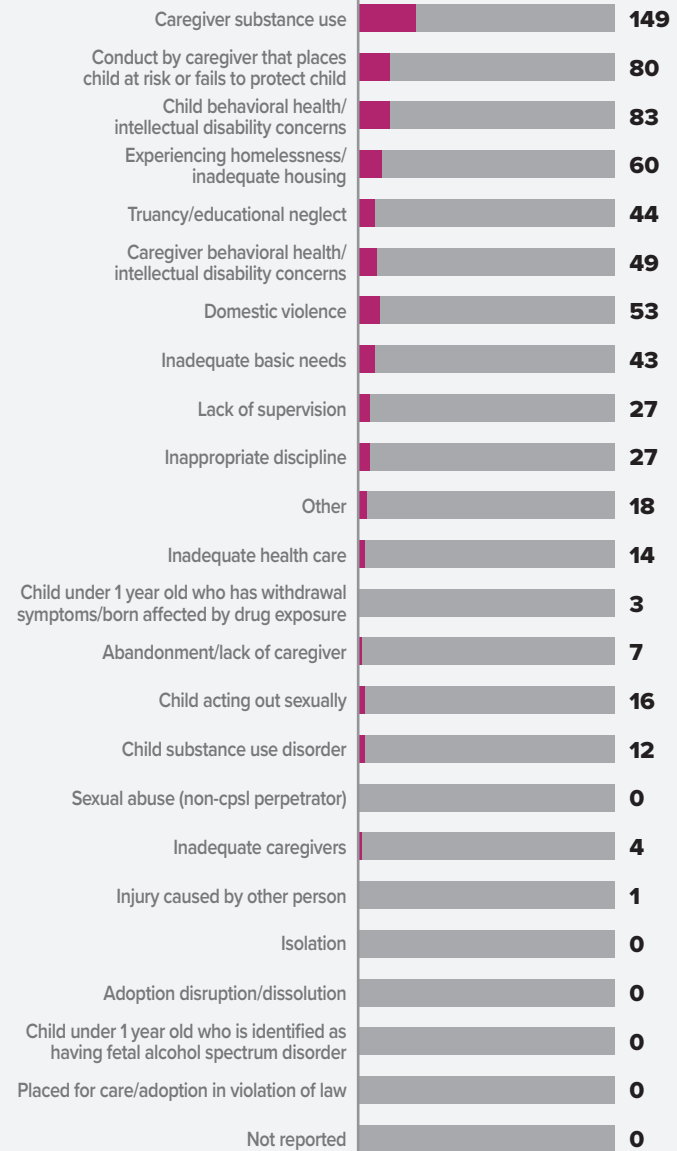
BREAKDOWN REPORTS SCREENED OUT BY REASON



VALID GPS CONCERNS BY TYPE

690

TOTAL CONCERNS



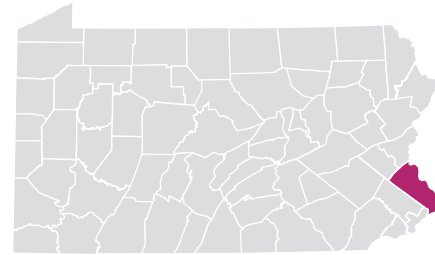
BRADFORD COUNTY

NOTES: A report may have more than one concern for each report; therefore, the total number of concerns will be greater than the total number of reports. In some reports, more than one child was assessed with valid concerns; therefore, the number of children assessed exceeds the number of valid assessed reports.

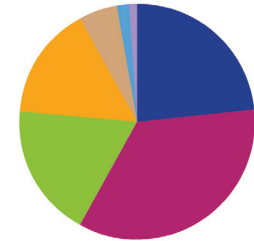


BUCKS COUNTY

URBAN // POPULATION • 626,370 / POPULATION UNDER 18 • 130,567



TYPES OF ALLEGATIONS SUBSTANTIATED REPORTS



115 TOTAL ALLEGATIONS

- 27** (23.5%) Sexual abuse
- 40** (34.8%) Physical abuse/bodily injury
- 21** (18.3%) Serious physical neglect
- 18** (15.7%) Reasonable likelihood of bodily injury
- 6** (5.2%) Engaging in per se acts
- 2** (1.7%) Likelihood of sexual abuse/exploitation
- 0** (0.0%) Serious mental injury
- 1** (0.9%) Severe form of trafficking in persons or sex trafficking
- 0** (0.0%) Munchausen Syndrome By Proxy/medical abuse

NOTES: A report may have more than one allegation for each report; therefore, the total number of allegations will be greater than the total number of reports.

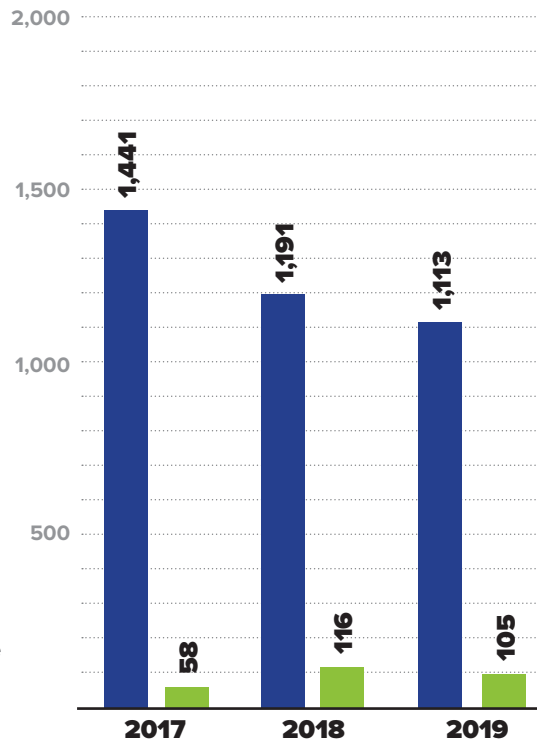
2019 REPORTS OF CHILD ABUSE

1,113

■ TOTAL REPORTS

105

■ SUBSTANTIATED REPORTS



NOTE: CPS and GPS data reported were investigated and substantiated by the CCYA and may vary from statewide data which include both CCYA and OCYF Regional Office investigations.

SUBSTANTIATED REPORTS BY SEX OF VICTIM

FEMALE

67

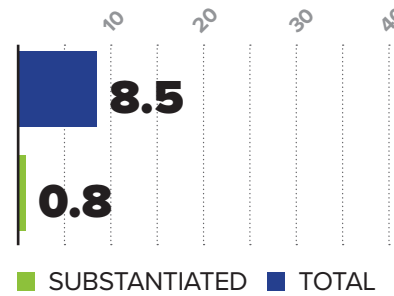
63.8%

MALE

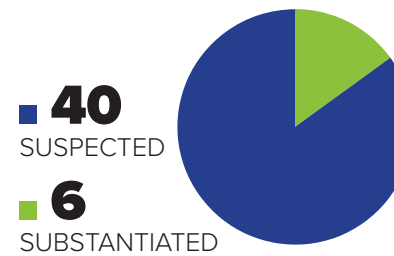
38

36.2%

CHILD ABUSE REPORTS PER 1,000 CHILDREN



CASES OF REPEAT ABUSE SUBSTANTIATED REPORTS



\$12,489,728

EXPENDITURES CHILD ABUSE INVESTIGATIONS AND GENERAL PROTECTIVE SERVICES ASSESSMENTS



NOTE: Expenditures include only state funding.

2019 FATALITIES

3/51 MALE **1** FEMALE **2**

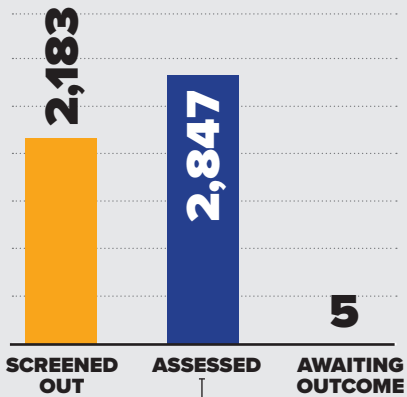
2019 NEAR FATALITIES

4/93 MALE **2** FEMALE **2**

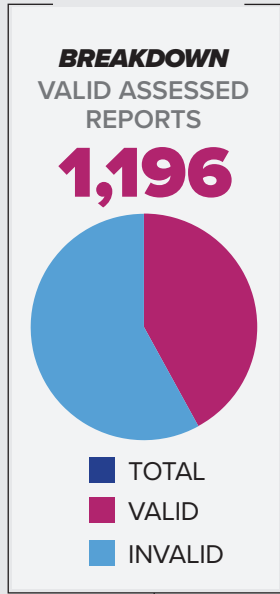
2019 REPORTS OF GENERAL PROTECTIVE SERVICES

5,035

TOTAL REPORTS



6,000
5,000
4,000
3,000
2,000
1,000



NUMBER OF CHILDREN ASSESSED

4,009
TOTAL

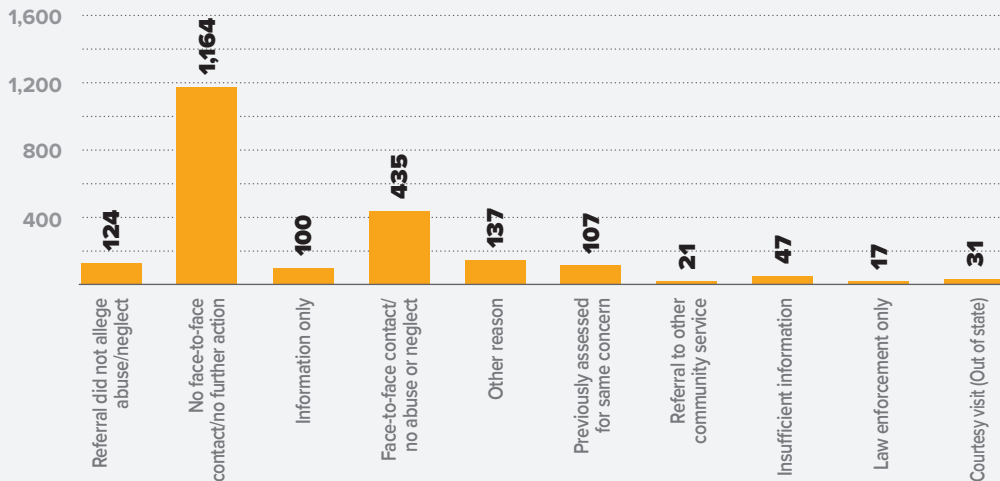
1,693
VALID

CHILDREN ASSESSED PER 1,000 CHILDREN

30.7
TOTAL

13.0
VALID

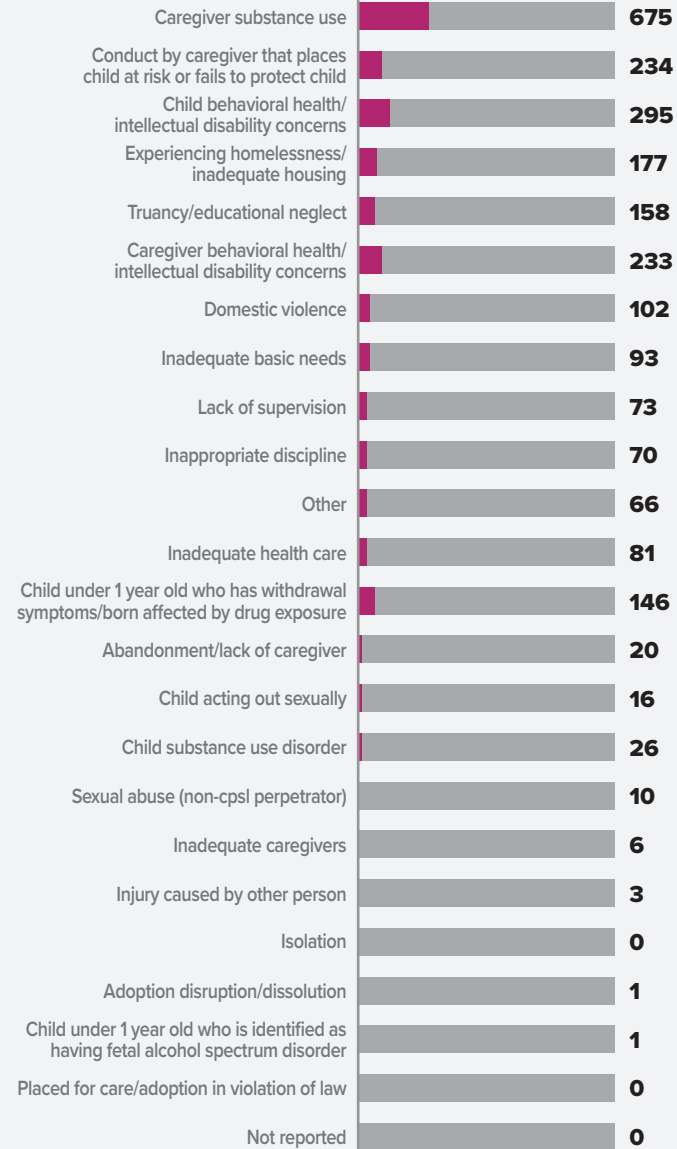
BREAKDOWN REPORTS SCREENED OUT BY REASON



VALID GPS CONCERNS BY TYPE

2,486

TOTAL CONCERNS



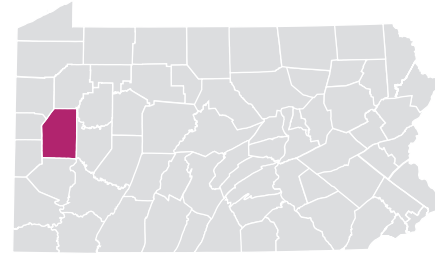
BUCKS COUNTY

NOTES: A report may have more than one concern for each report; therefore, the total number of concerns will be greater than the total number of reports. In some reports, more than one child was assessed with valid concerns; therefore, the number of children assessed exceeds the number of valid assessed reports.

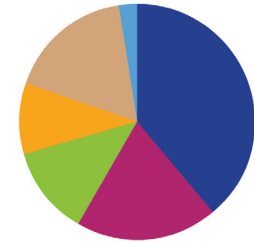


BUTLER COUNTY

RURAL // POPULATION • 186,566 / POPULATION UNDER 18 • 38,197



TYPES OF ALLEGATIONS SUBSTANTIATED REPORTS



41 TOTAL ALLEGATIONS

- 16** (39.0%) Sexual abuse
- 8** (19.5%) Physical abuse/bodily injury
- 5** (12.2%) Serious physical neglect
- 4** (9.8%) Reasonable likelihood of bodily injury
- 7** (17.1%) Engaging in per se acts
- 1** (2.4%) Likelihood of sexual abuse/exploitation
- 0** (0.0%) Serious mental injury
- 0** (0.0%) Severe form of trafficking in persons or sex trafficking
- 0** (0.0%) Munchausen Syndrome By Proxy/medical abuse

NOTES: A report may have more than one allegation for each report; therefore, the total number of allegations will be greater than the total number of reports.

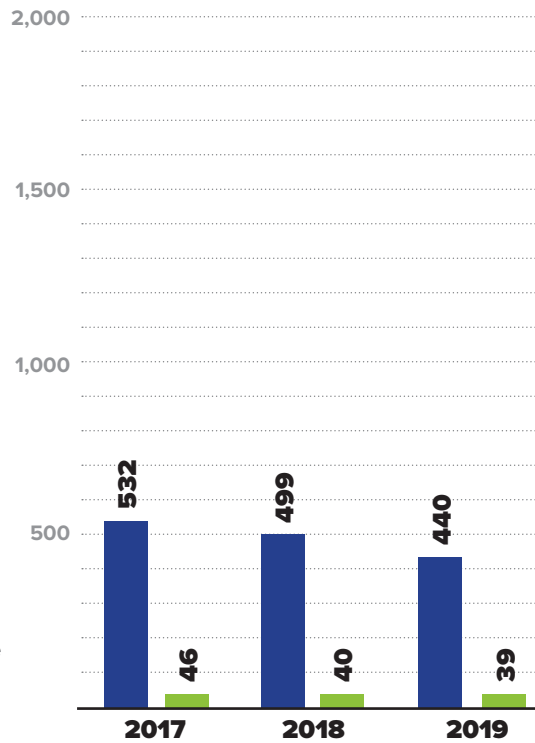
2019 REPORTS OF CHILD ABUSE

440

■ TOTAL REPORTS

39

■ SUBSTANTIATED REPORTS



NOTE: CPS and GPS data reported were investigated and substantiated by the CCYA and may vary from statewide data which include both CCYA and OCYF Regional Office investigations.

SUBSTANTIATED REPORTS BY SEX OF VICTIM

FEMALE

20

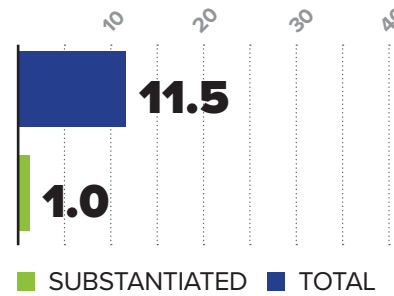
51.3%

MALE

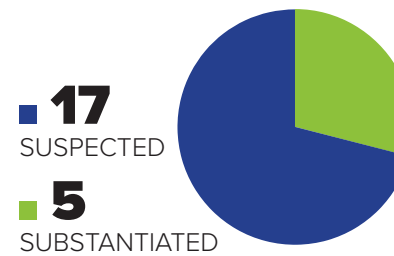
19

48.7%

CHILD ABUSE REPORTS PER 1,000 CHILDREN



CASES OF REPEAT ABUSE SUBSTANTIATED REPORTS



\$2,736,312

EXPENDITURES CHILD ABUSE INVESTIGATIONS AND GENERAL PROTECTIVE SERVICES ASSESSMENTS



NOTE: Expenditures include only state funding.

2019 FATALITIES

0/51 MALE FEMALE

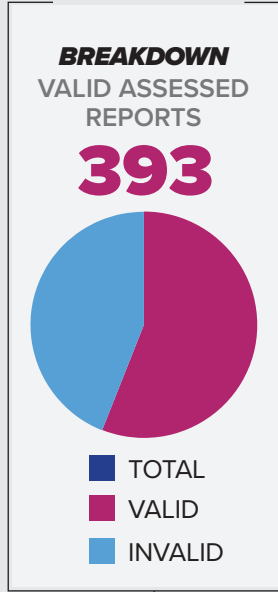
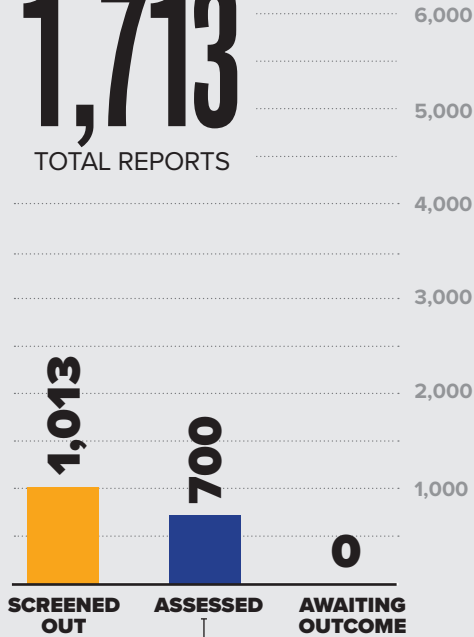
2019 NEAR FATALITIES

0/93 MALE FEMALE

2019 REPORTS OF GENERAL PROTECTIVE SERVICES

1,713

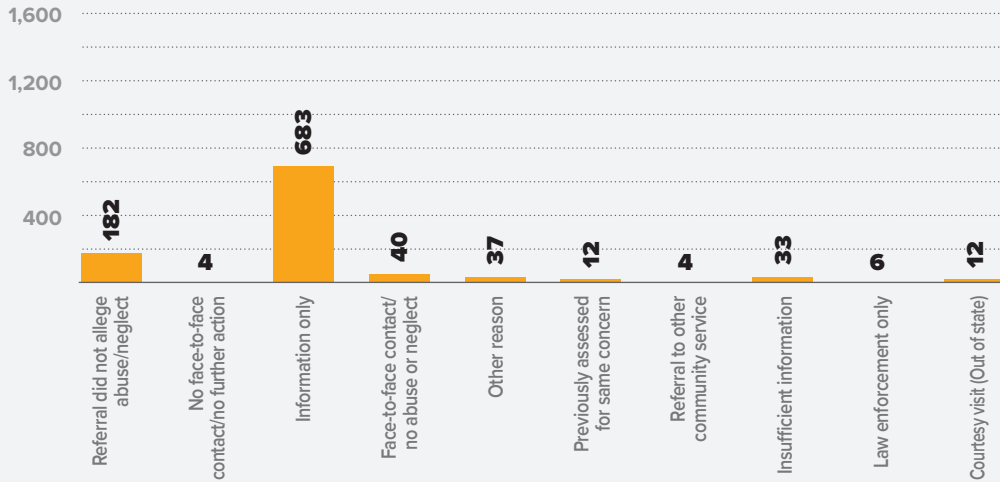
TOTAL REPORTS



NUMBER OF CHILDREN ASSESSED



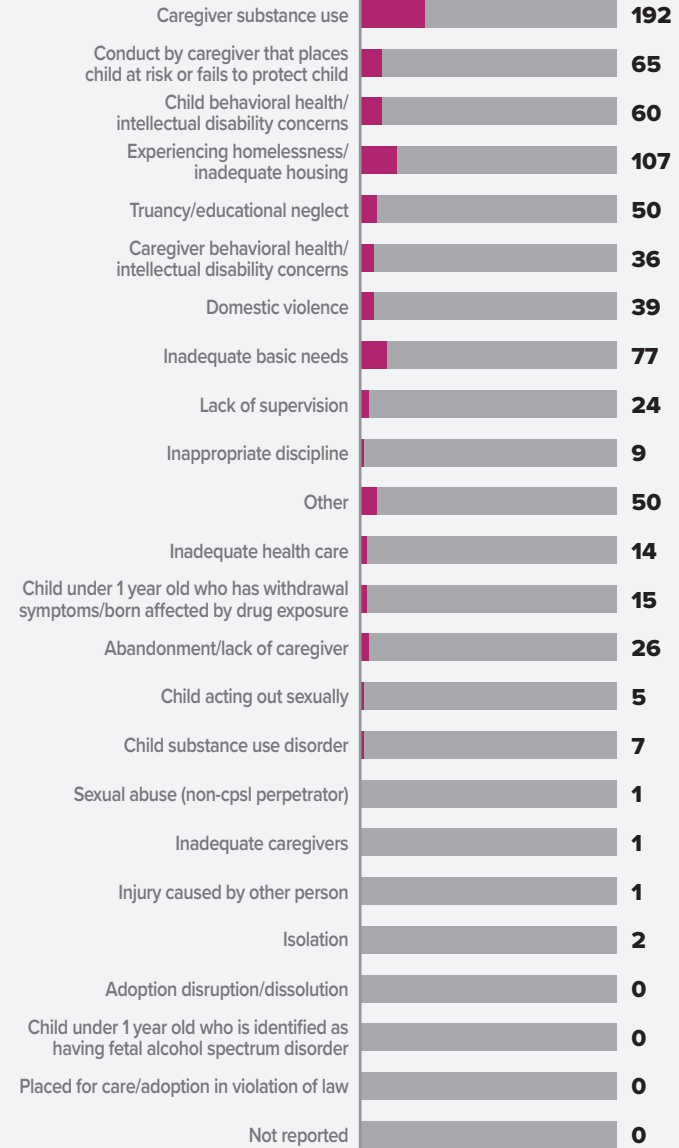
BREAKDOWN REPORTS SCREENED OUT BY REASON



VALID GPS CONCERNS BY TYPE

781

TOTAL CONCERNS



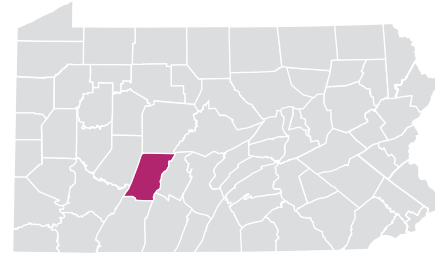
BUTLER COUNTY

NOTES: A report may have more than one concern for each report; therefore, the total number of concerns will be greater than the total number of reports. In some reports, more than one child was assessed with valid concerns; therefore, the number of children assessed exceeds the number of valid assessed reports.

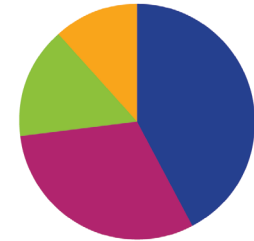


CAMBRIA COUNTY

RURAL // POPULATION • 134,550 / POPULATION UNDER 18 • 26,057



TYPES OF ALLEGATIONS SUBSTANTIATED REPORTS



26 TOTAL ALLEGATIONS

- **11** (42.3%) Sexual abuse
- **8** (30.8%) Physical abuse/bodily injury
- **4** (15.4%) Serious physical neglect
- **3** (11.5%) Reasonable likelihood of bodily injury
- **0** (0.0%) Engaging in per se acts
- **0** (0.0%) Likelihood of sexual abuse/exploitation
- **0** (0.0%) Serious mental injury
- **0** (0.0%) Severe form of trafficking in persons or sex trafficking
- **0** (0.0%) Munchausen Syndrome By Proxy/medical abuse

NOTES: A report may have more than one allegation for each report; therefore, the total number of allegations will be greater than the total number of reports.

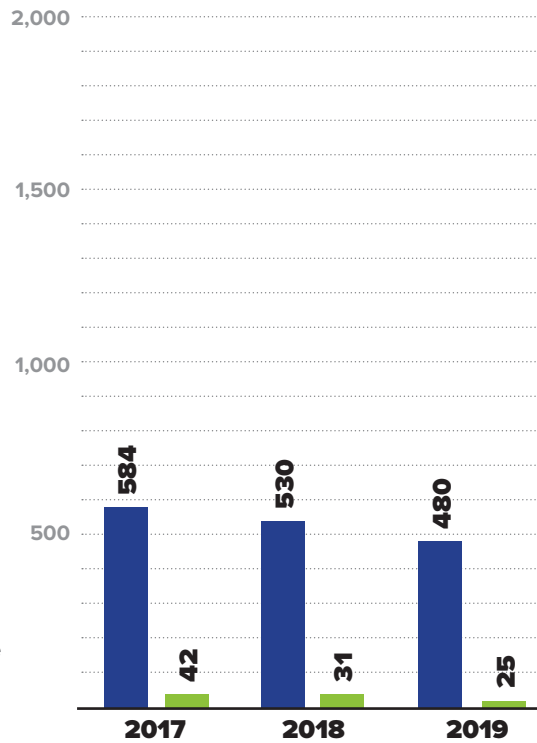
2019 REPORTS OF CHILD ABUSE

480

■ TOTAL REPORTS

25

■ SUBSTANTIATED REPORTS



NOTE: CPS and GPS data reported were investigated and substantiated by the CCYA and may vary from statewide data which include both CCYA and OCYF Regional Office investigations.

SUBSTANTIATED REPORTS BY SEX OF VICTIM

FEMALE

11

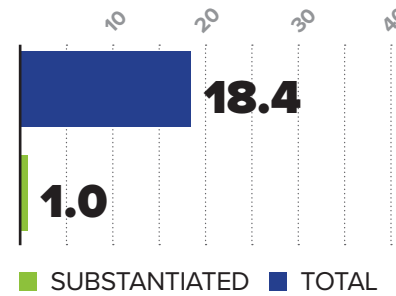
44.0%

MALE

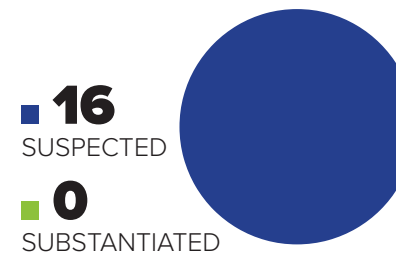
14

56.0%

CHILD ABUSE REPORTS PER 1,000 CHILDREN



CASES OF REPEAT ABUSE SUBSTANTIATED REPORTS



\$2,127,282

EXPENDITURES CHILD ABUSE INVESTIGATIONS AND GENERAL PROTECTIVE SERVICES ASSESSMENTS



NOTE: Expenditures include only state funding.

2019 FATALITIES

0/51 MALE 0 FEMALE 0

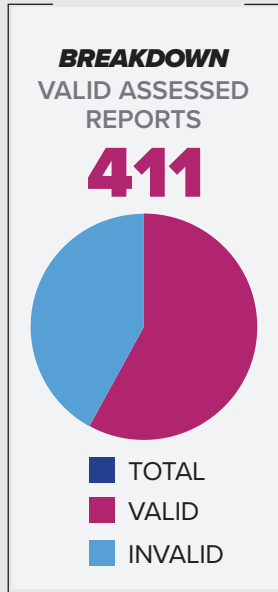
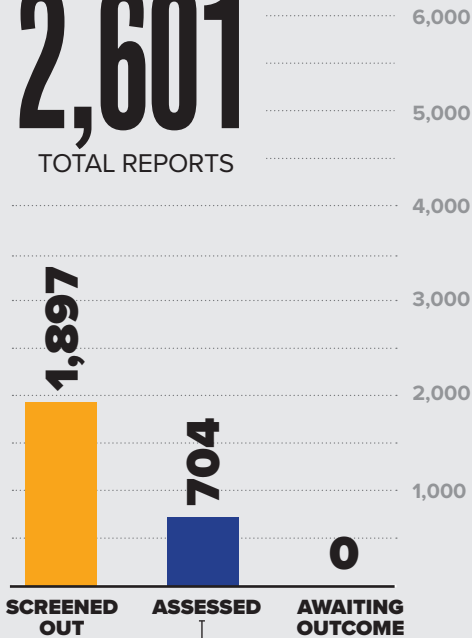
2019 NEAR FATALITIES

1/93 MALE 1 FEMALE 0

2019 REPORTS OF GENERAL PROTECTIVE SERVICES

2,601

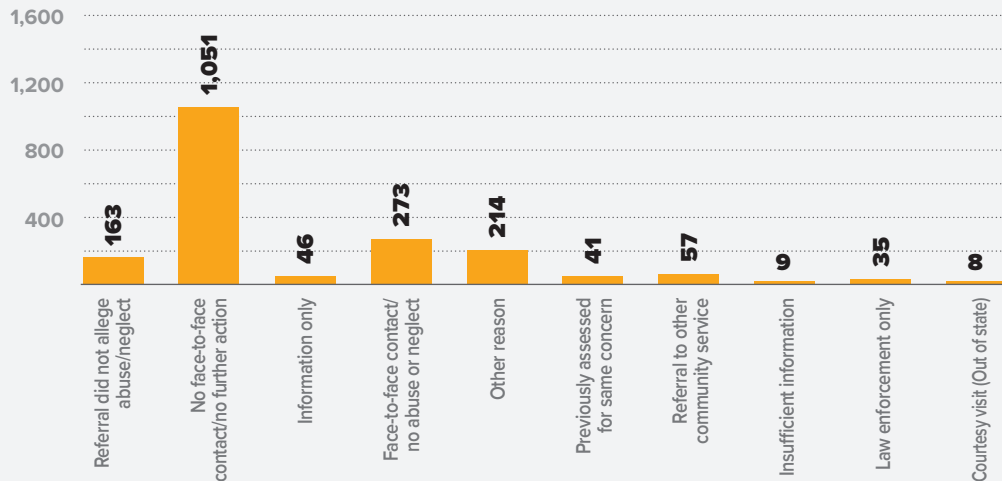
TOTAL REPORTS



NUMBER OF CHILDREN ASSESSED



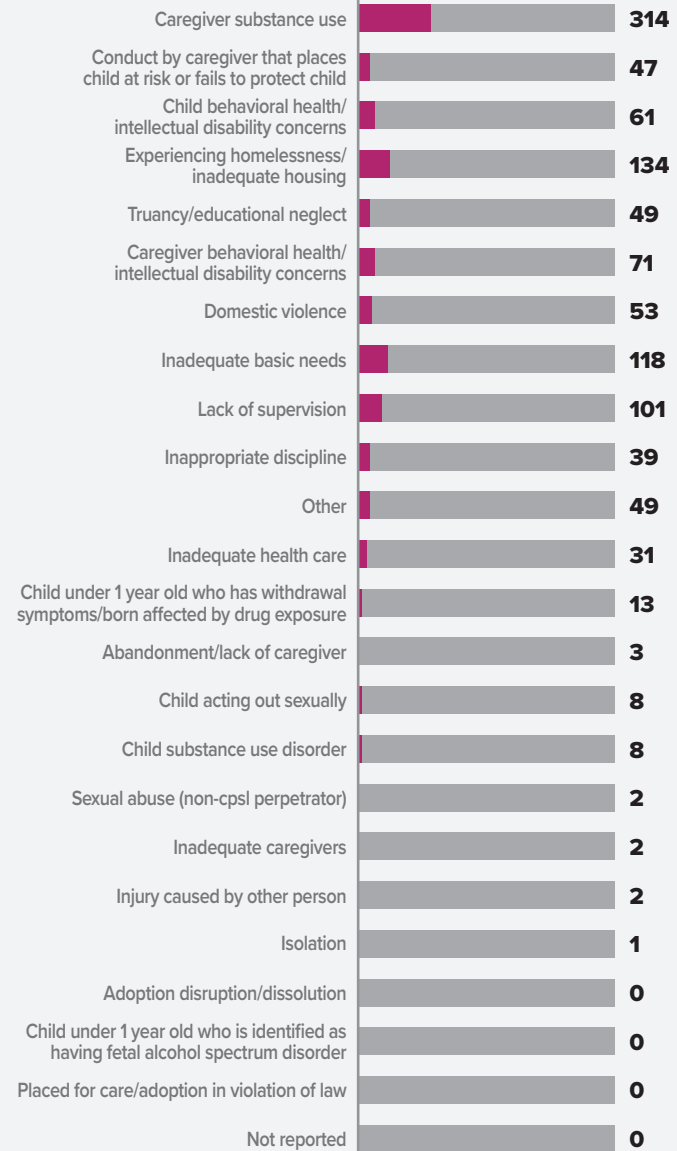
BREAKDOWN REPORTS SCREENED OUT BY REASON



VALID GPS CONCERNS BY TYPE

1,106

TOTAL CONCERNS



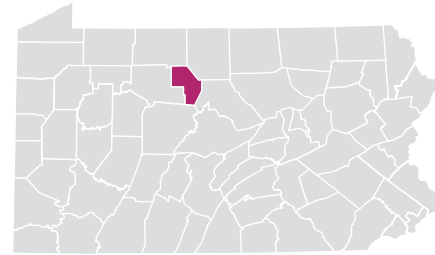
CAMBRIA COUNTY

NOTES: A report may have more than one concern for each report; therefore, the total number of concerns will be greater than the total number of reports. In some reports, more than one child was assessed with valid concerns; therefore, the number of children assessed exceeds the number of valid assessed reports.



CAMERON COUNTY

RURAL // POPULATION • 4,686 / POPULATION UNDER 18 • 779



TYPES OF ALLEGATIONS SUBSTANTIATED REPORTS



0 TOTAL ALLEGATIONS

- **0** (0.0%) Sexual abuse
- **0** (0.0%) Physical abuse/bodily injury
- **0** (0.0%) Serious physical neglect
- **0** (0.0%) Reasonable likelihood of bodily injury
- **0** (0.0%) Engaging in per se acts
- **0** (0.0%) Likelihood of sexual abuse/exploitation
- **0** (0.0%) Serious mental injury
- **0** (0.0%) Severe form of trafficking in persons or sex trafficking
- **0** (0.0%) Munchausen Syndrome By Proxy/medical abuse

NOTES: A report may have more than one allegation for each report; therefore, the total number of allegations will be greater than the total number of reports.

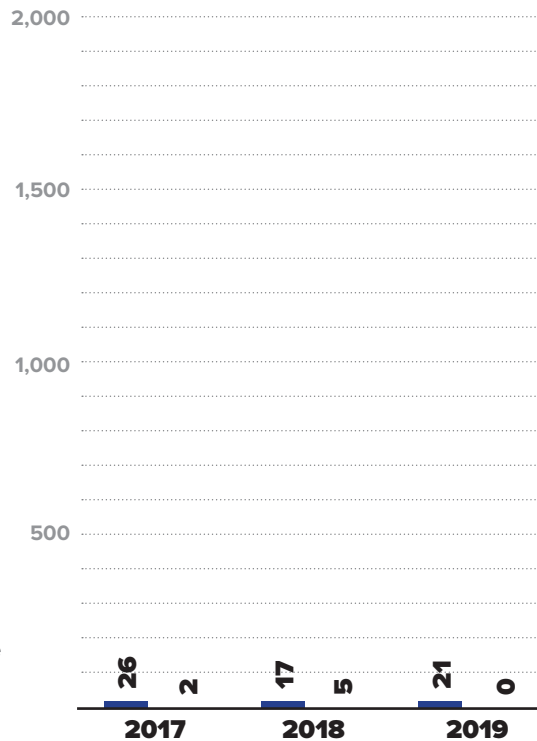
2019 REPORTS OF CHILD ABUSE

21

■ TOTAL REPORTS

0

■ SUBSTANTIATED REPORTS



NOTE: CPS and GPS data reported were investigated and substantiated by the CCYA and may vary from statewide data which include both CCYA and OCYF Regional Office investigations.

SUBSTANTIATED REPORTS BY SEX OF VICTIM

FEMALE

0

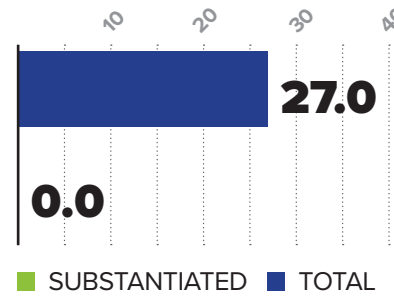
0.0%

MALE

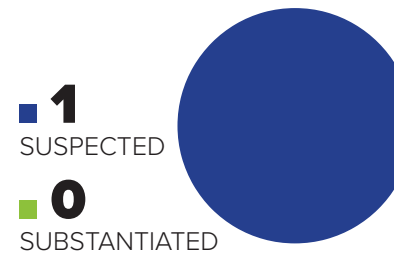
0

0.0%

CHILD ABUSE REPORTS PER 1,000 CHILDREN



CASES OF REPEAT ABUSE SUBSTANTIATED REPORTS



\$191,236

EXPENDITURES CHILD ABUSE INVESTIGATIONS AND GENERAL PROTECTIVE SERVICES ASSESSMENTS



NOTE: Expenditures include only state funding.

2019 FATALITIES

0/51 MALE: 0 FEMALE: 0

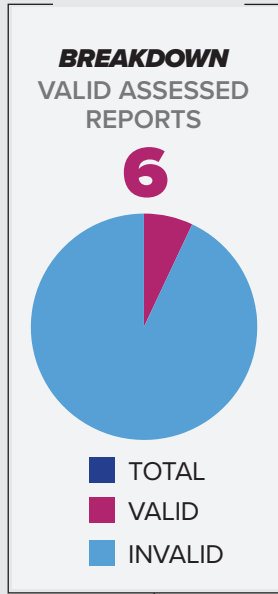
2019 NEAR FATALITIES

0/93 MALE: 0 FEMALE: 0

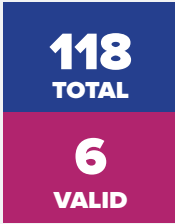
2019 REPORTS OF GENERAL PROTECTIVE SERVICES

94

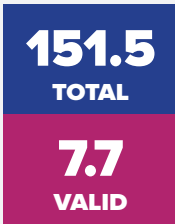
TOTAL REPORTS



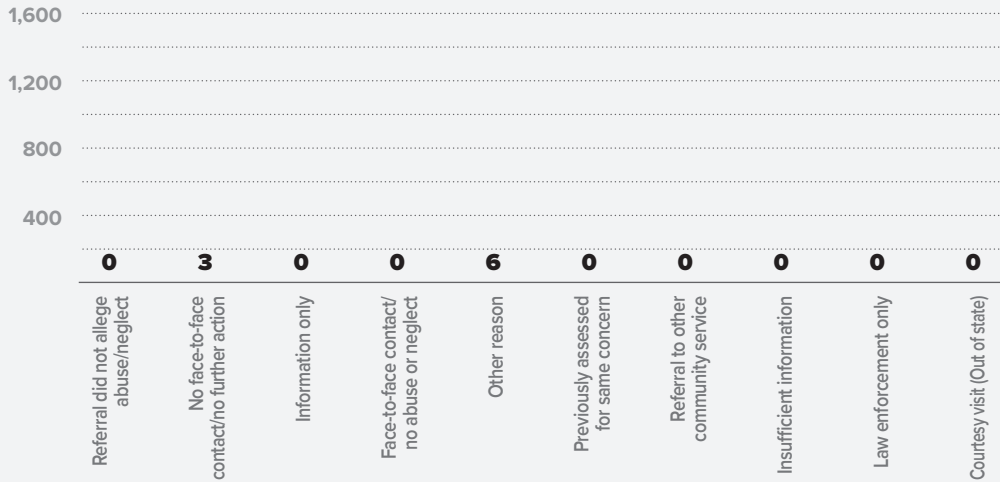
NUMBER OF CHILDREN ASSESSED



CHILDREN ASSESSED PER 1,000 CHILDREN



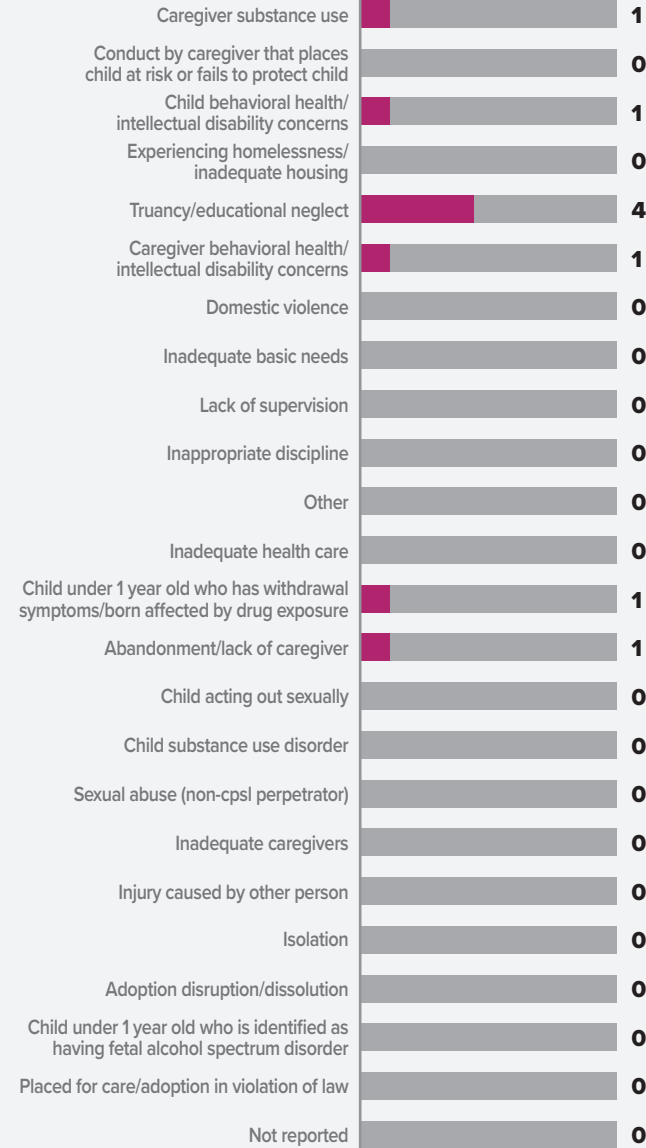
BREAKDOWN REPORTS SCREENED OUT BY REASON



VALID GPS CONCERNS BY TYPE

9

TOTAL CONCERNS



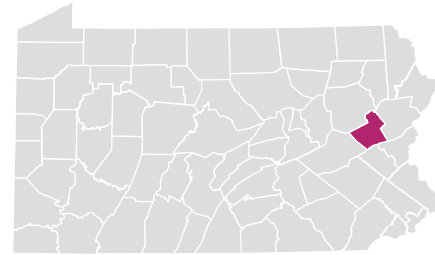
CAMERON COUNTY

NOTES: A report may have more than one concern for each report; therefore, the total number of concerns will be greater than the total number of reports. In some reports, more than one child was assessed with valid concerns; therefore, the number of children assessed exceeds the number of valid assessed reports.

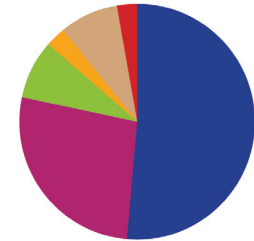


CARBON COUNTY

RURAL // POPULATION • 63,931 / POPULATION UNDER 18 • 12,516



TYPES OF ALLEGATIONS SUBSTANTIATED REPORTS



37 TOTAL ALLEGATIONS

- 19** (51.4%) Sexual abuse
- 10** (27.0%) Physical abuse/bodily injury
- 3** (8.1%) Serious physical neglect
- 1** (2.7%) Reasonable likelihood of bodily injury
- 3** (8.1%) Engaging in per se acts
- 0** (0.0%) Likelihood of sexual abuse/exploitation
- 0** (0.0%) Serious mental injury
- 0** (0.0%) Severe form of trafficking in persons or sex trafficking
- 1** (2.7%) Munchausen Syndrome By Proxy/medical abuse

NOTES: A report may have more than one allegation for each report; therefore, the total number of allegations will be greater than the total number of reports.

2019 REPORTS OF CHILD ABUSE

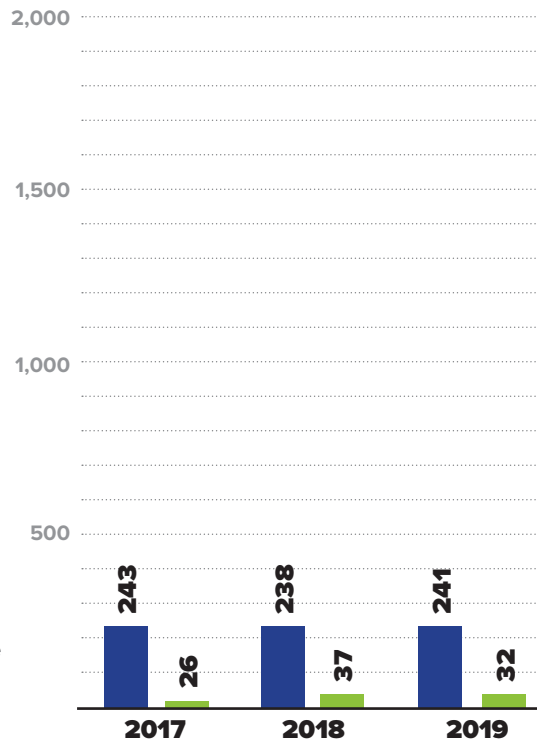
241

■ TOTAL REPORTS

32

■ SUBSTANTIATED REPORTS

NOTE: CPS and GPS data reported were investigated and substantiated by the CCYA and may vary from statewide data which include both CCYA and OCYF Regional Office investigations.



SUBSTANTIATED REPORTS BY SEX OF VICTIM

FEMALE

21

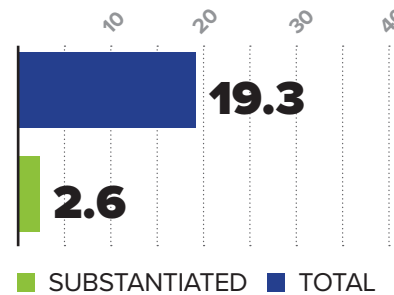
65.6%

MALE

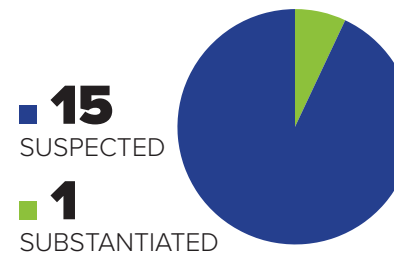
11

34.4%

CHILD ABUSE REPORTS PER 1,000 CHILDREN



CASES OF REPEAT ABUSE SUBSTANTIATED REPORTS



\$428,342

EXPENDITURES CHILD ABUSE INVESTIGATIONS AND GENERAL PROTECTIVE SERVICES ASSESSMENTS



NOTE: Expenditures include only state funding.

2019 FATALITIES

0/51 MALE 0 FEMALE 0

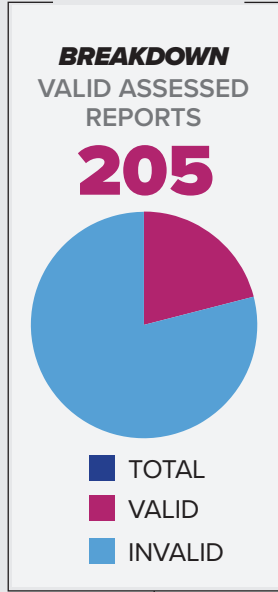
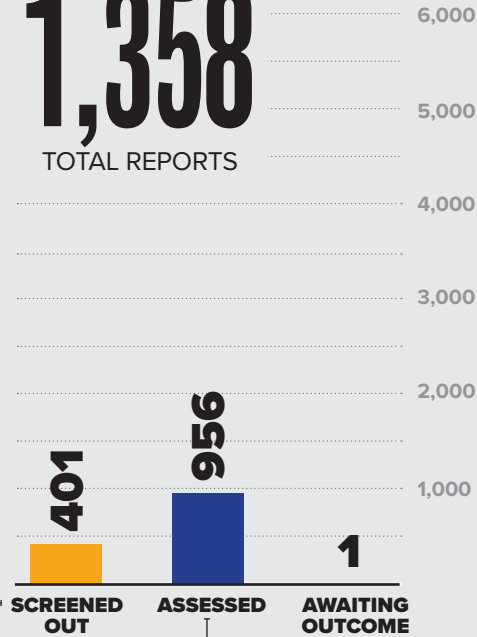
2019 NEAR FATALITIES

1/93 MALE 0 FEMALE 1

2019 REPORTS OF GENERAL PROTECTIVE SERVICES

1,358

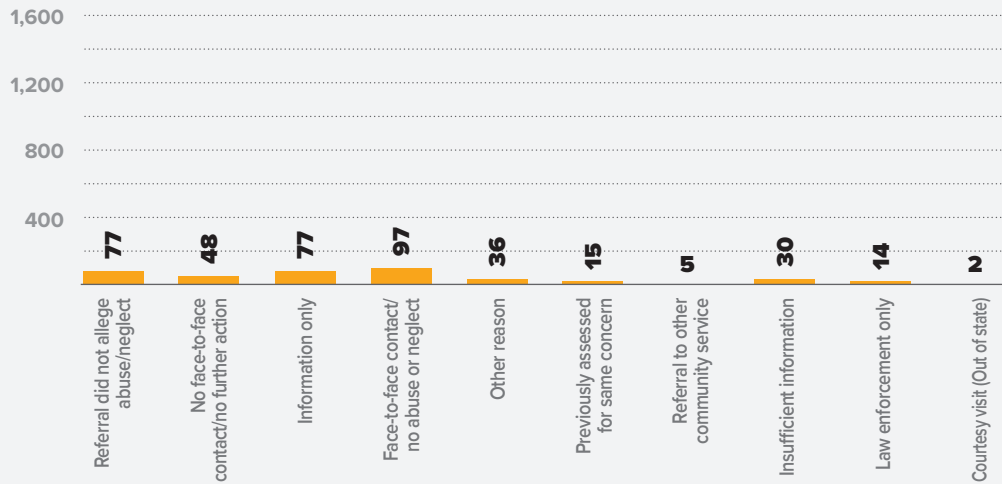
TOTAL REPORTS



NUMBER OF CHILDREN ASSESSED



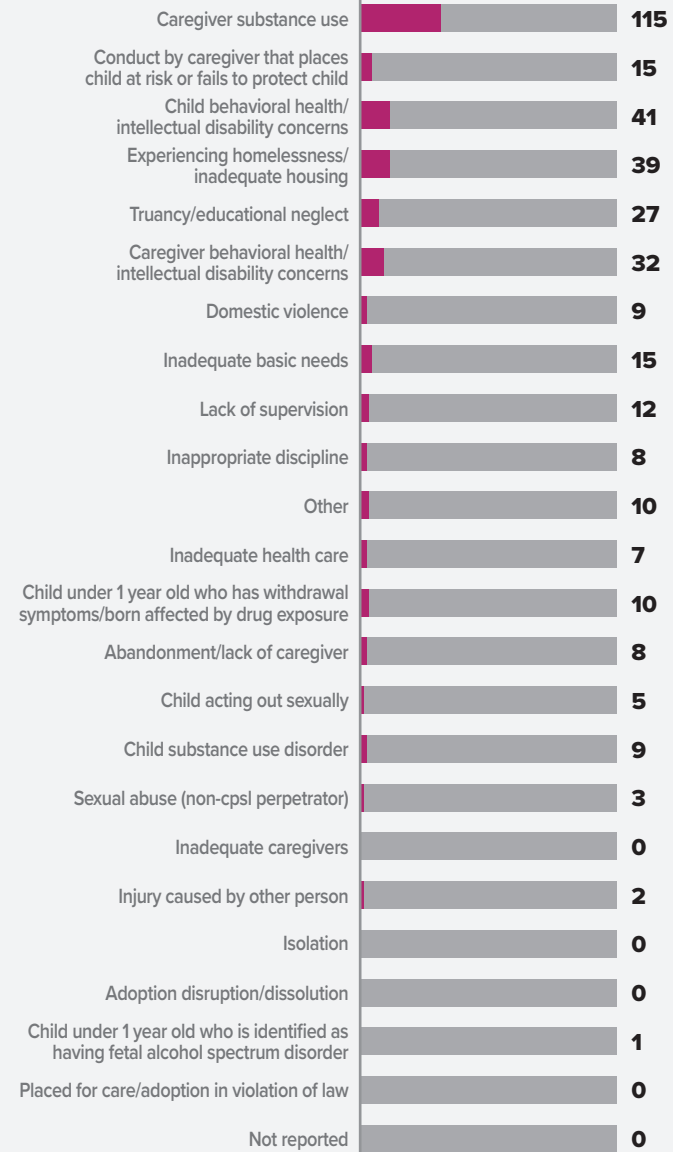
BREAKDOWN REPORTS SCREENED OUT BY REASON



VALID GPS CONCERNS BY TYPE

368

TOTAL CONCERNS



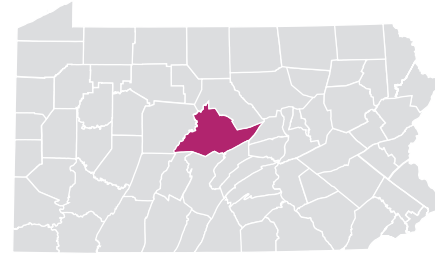
CARBON COUNTY

NOTES: A report may have more than one concern for each report; therefore, the total number of concerns will be greater than the total number of reports. In some reports, more than one child was assessed with valid concerns; therefore, the number of children assessed exceeds the number of valid assessed reports.

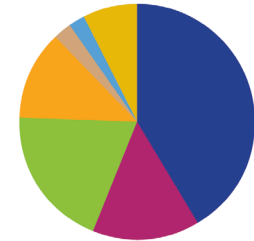


CENTRE COUNTY

RURAL // POPULATION • 161,443 / POPULATION UNDER 18 • 24,494



TYPES OF ALLEGATIONS SUBSTANTIATED REPORTS



41 TOTAL ALLEGATIONS

- 17** (41.5%) Sexual abuse
- 6** (14.6%) Physical abuse/bodily injury
- 8** (19.5%) Serious physical neglect
- 5** (12.2%) Reasonable likelihood of bodily injury
- 1** (2.4%) Engaging in per se acts
- 1** (2.4%) Likelihood of sexual abuse/exploitation
- 3** (7.3%) Serious mental injury
- 0** (0.0%) Severe form of trafficking in persons or sex trafficking
- 0** (0.0%) Munchausen Syndrome By Proxy/medical abuse

NOTES: A report may have more than one allegation for each report; therefore, the total number of allegations will be greater than the total number of reports.

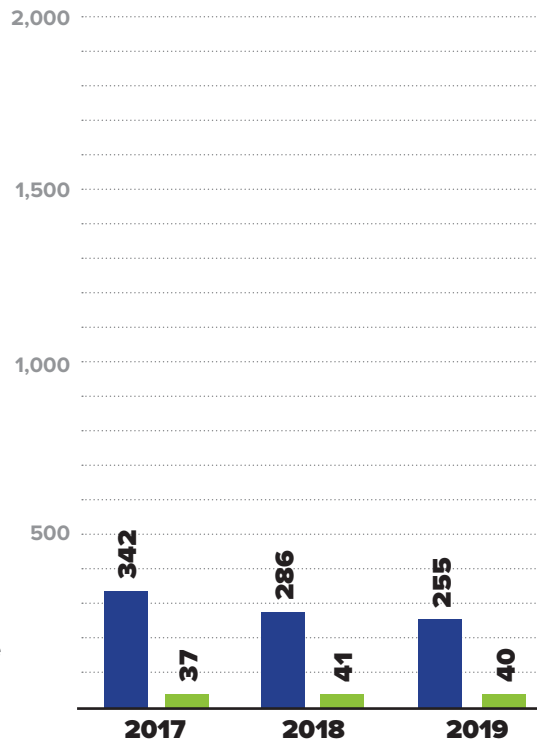
2019 REPORTS OF CHILD ABUSE

255

■ TOTAL REPORTS

40

■ SUBSTANTIATED REPORTS



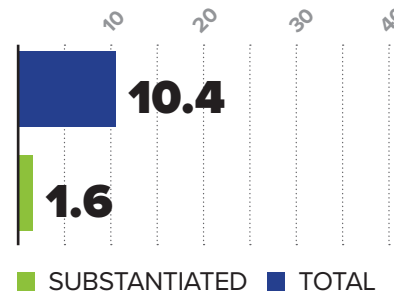
NOTE: CPS and GPS data reported were investigated and substantiated by the CCYA and may vary from statewide data which include both CCYA and OCYF Regional Office investigations.

SUBSTANTIATED REPORTS BY SEX OF VICTIM

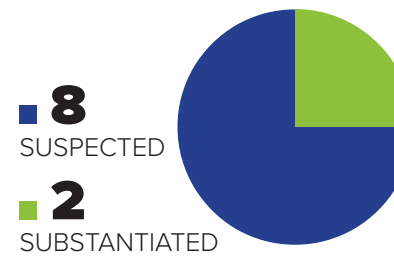
FEMALE
24
60.0%

MALE
16
40.0%

CHILD ABUSE REPORTS PER 1,000 CHILDREN



CASES OF REPEAT ABUSE SUBSTANTIATED REPORTS



\$1,121,401

EXPENDITURES CHILD ABUSE INVESTIGATIONS AND GENERAL PROTECTIVE SERVICES ASSESSMENTS



NOTE: Expenditures include only state funding.

2019 FATALITIES

1/51 MALE 1 FEMALE 0

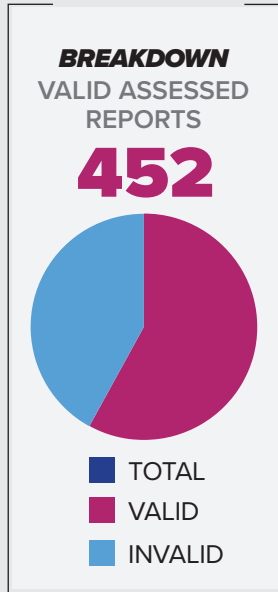
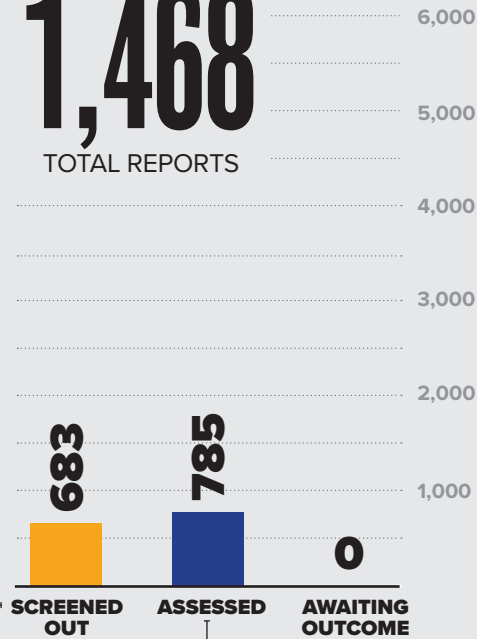
2019 NEAR FATALITIES

0/93 MALE 0 FEMALE 0

2019 REPORTS OF GENERAL PROTECTIVE SERVICES

1,468

TOTAL REPORTS



NUMBER OF CHILDREN ASSESSED

1,065
TOTAL

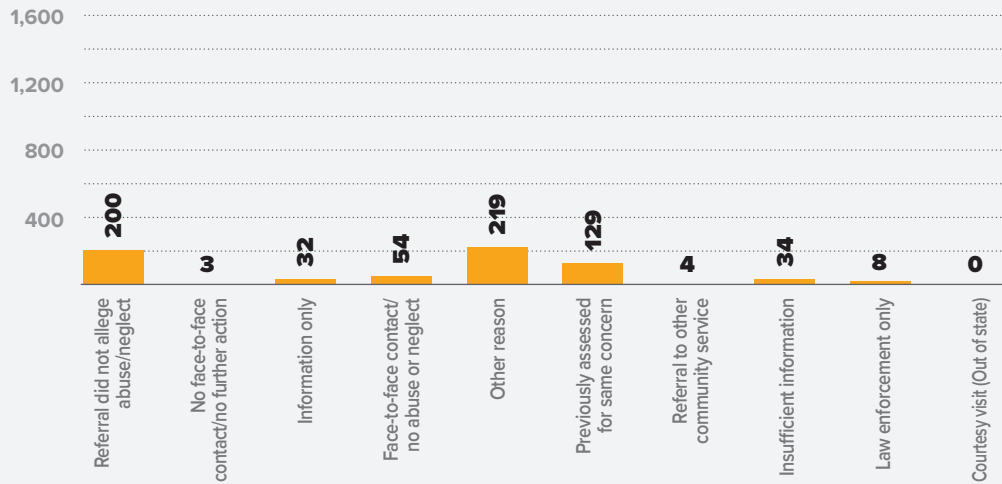
599
VALID

CHILDREN ASSESSED PER 1,000 CHILDREN

43.5
TOTAL

24.5
VALID

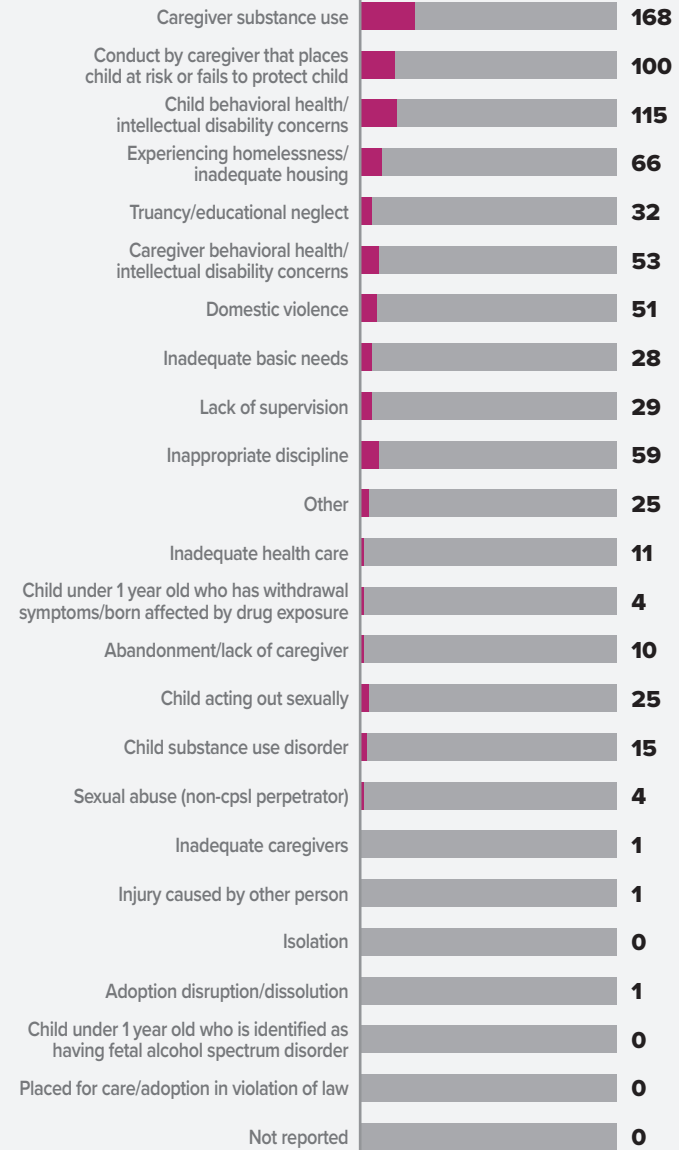
BREAKDOWN REPORTS SCREENED OUT BY REASON



VALID GPS CONCERNS BY TYPE

798

TOTAL CONCERNS



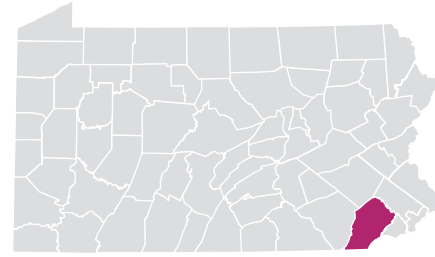
CENTRE COUNTY

NOTES: A report may have more than one concern for each report; therefore, the total number of concerns will be greater than the total number of reports. In some reports, more than one child was assessed with valid concerns; therefore, the number of children assessed exceeds the number of valid assessed reports.

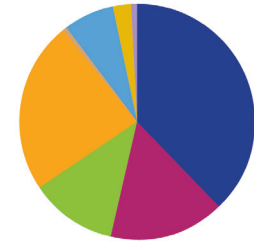


CHESTER COUNTY

URBAN // POPULATION • 517,156 / POPULATION UNDER 18 • 119,547



TYPES OF ALLEGATIONS SUBSTANTIATED REPORTS



119 TOTAL ALLEGATIONS

- **45** (37.8%) Sexual abuse
- **19** (16.0%) Physical abuse/bodily injury
- **14** (11.8%) Serious physical neglect
- **28** (23.5%) Reasonable likelihood of bodily injury
- **1** (0.8%) Engaging in per se acts
- **8** (6.7%) Likelihood of sexual abuse/exploitation
- **3** (2.5%) Serious mental injury
- **1** (0.8%) Severe form of trafficking in persons or sex trafficking
- **0** (0.0%) Munchausen Syndrome By Proxy/medical abuse

NOTES: A report may have more than one allegation for each report; therefore, the total number of allegations will be greater than the total number of reports.

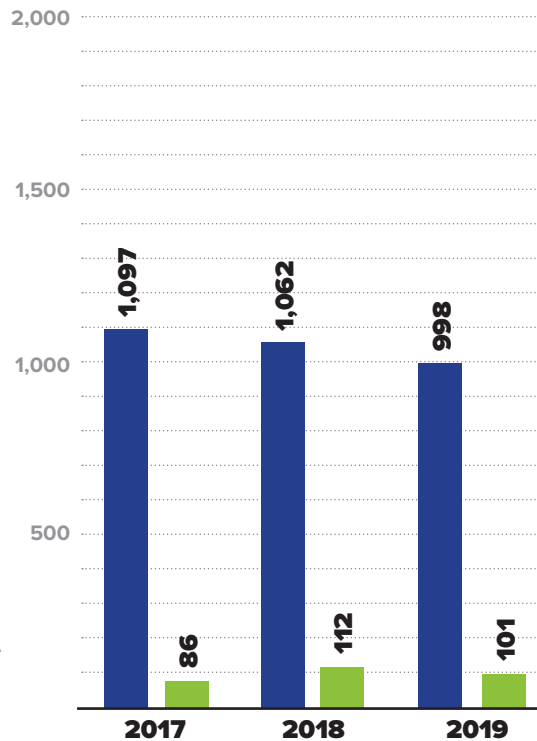
2019 REPORTS OF CHILD ABUSE

998

■ TOTAL REPORTS

101

■ SUBSTANTIATED REPORTS



NOTE: CPS and GPS data reported were investigated and substantiated by the CCYA and may vary from statewide data which include both CCYA and OCYF Regional Office investigations.

SUBSTANTIATED REPORTS BY SEX OF VICTIM

FEMALE

64

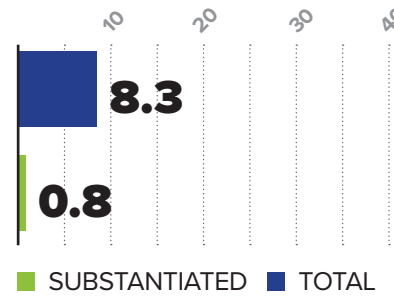
63.4%

MALE

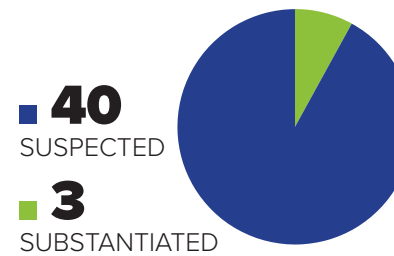
37

36.6%

CHILD ABUSE REPORTS PER 1,000 CHILDREN



CASES OF REPEAT ABUSE SUBSTANTIATED REPORTS



\$3,567,505

EXPENDITURES CHILD ABUSE INVESTIGATIONS AND GENERAL PROTECTIVE SERVICES ASSESSMENTS



NOTE: Expenditures include only state funding.

2019 FATALITIES

1/51 MALE 1 FEMALE 0

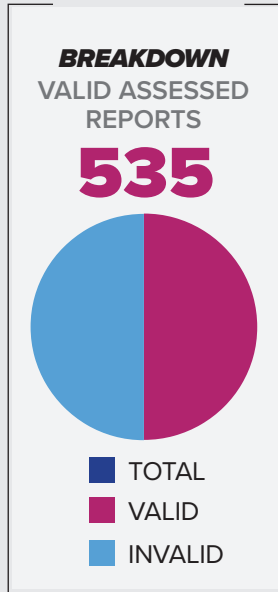
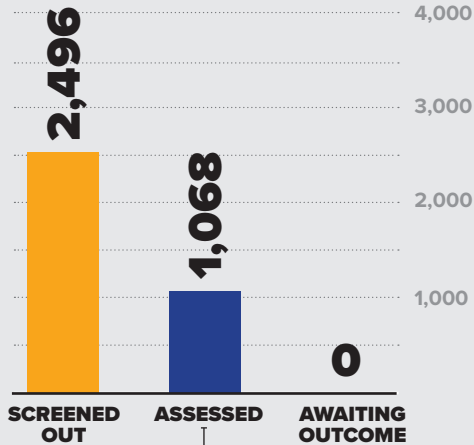
2019 NEAR FATALITIES

2/93 MALE 1 FEMALE 1

2019 REPORTS OF GENERAL PROTECTIVE SERVICES

3,564

TOTAL REPORTS



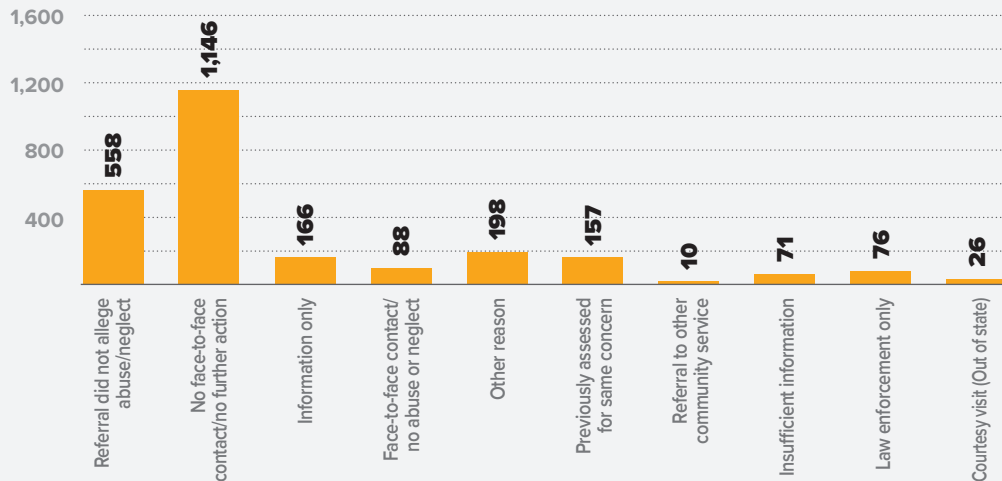
NUMBER OF CHILDREN ASSESSED



CHILDREN ASSESSED PER 1,000 CHILDREN



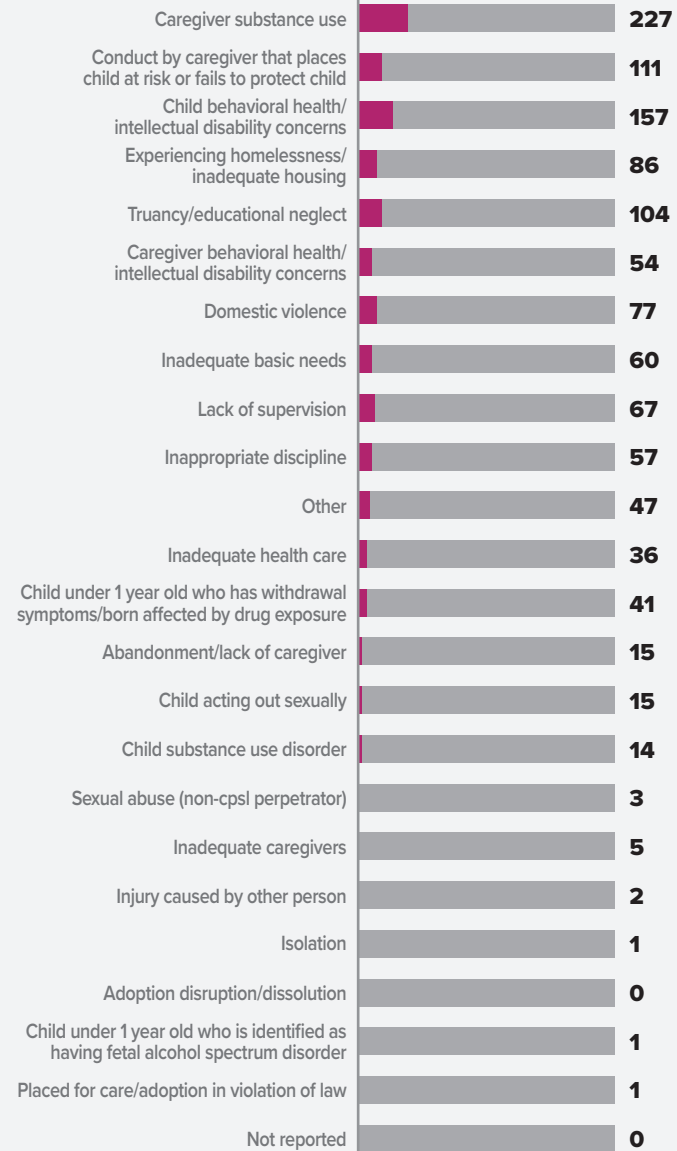
BREAKDOWN REPORTS SCREENED OUT BY REASON



VALID GPS CONCERNS BY TYPE

1,181

TOTAL CONCERNS



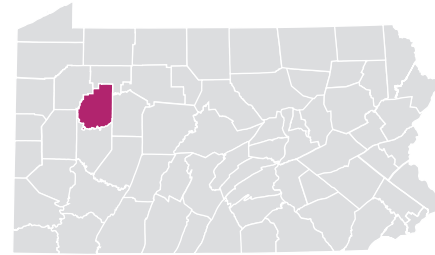
CHESTER COUNTY

NOTES: A report may have more than one concern for each report; therefore, the total number of concerns will be greater than the total number of reports. In some reports, more than one child was assessed with valid concerns; therefore, the number of children assessed exceeds the number of valid assessed reports.

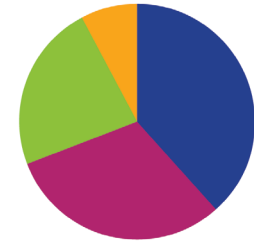


CLARION COUNTY

RURAL // POPULATION • 38,827 / POPULATION UNDER 18 • 7,309



TYPES OF ALLEGATIONS SUBSTANTIATED REPORTS



13 TOTAL ALLEGATIONS

- **5** (38.5%) Sexual abuse
- **4** (30.8%) Physical abuse/bodily injury
- **3** (23.1%) Serious physical neglect
- **1** (7.7%) Reasonable likelihood of bodily injury
- **0** (0.0%) Engaging in per se acts
- **0** (0.0%) Likelihood of sexual abuse/exploitation
- **0** (0.0%) Serious mental injury
- **0** (0.0%) Severe form of trafficking in persons or sex trafficking
- **0** (0.0%) Munchausen Syndrome By Proxy/medical abuse

NOTES: A report may have more than one allegation for each report; therefore, the total number of allegations will be greater than the total number of reports.

2019 REPORTS OF CHILD ABUSE

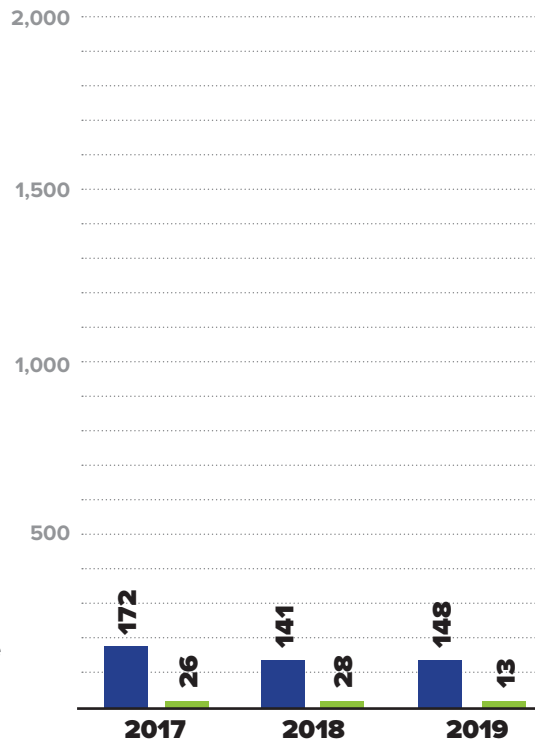
148

■ TOTAL REPORTS

13

■ SUBSTANTIATED REPORTS

NOTE: CPS and GPS data reported were investigated and substantiated by the CCYA and may vary from statewide data which include both CCYA and OCYF Regional Office investigations.



SUBSTANTIATED REPORTS BY SEX OF VICTIM

FEMALE

7

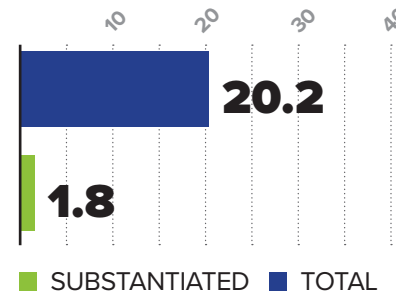
53.8%

MALE

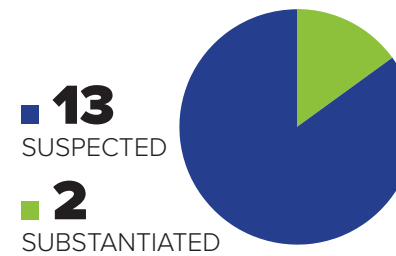
6

46.2%

CHILD ABUSE REPORTS PER 1,000 CHILDREN



CASES OF REPEAT ABUSE SUBSTANTIATED REPORTS



\$1,326,607

EXPENDITURES CHILD ABUSE INVESTIGATIONS AND GENERAL PROTECTIVE SERVICES ASSESSMENTS



NOTE: Expenditures include only state funding.

2019 FATALITIES

0/51 MALE 0 FEMALE 0

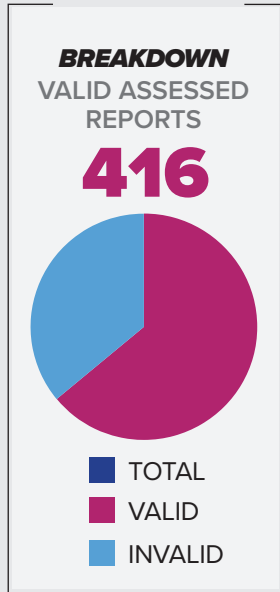
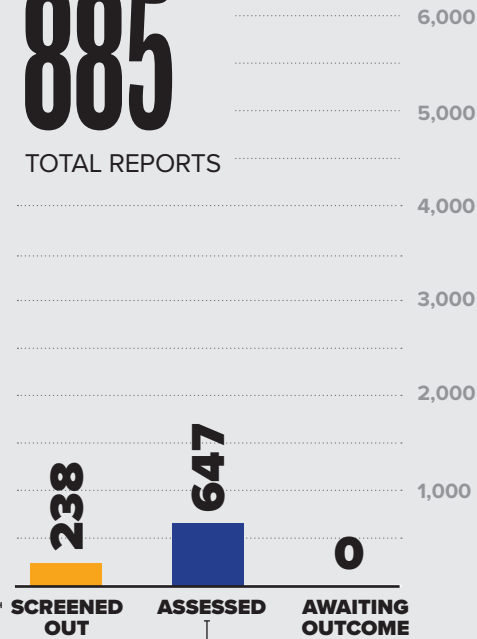
2019 NEAR FATALITIES

1/93 MALE 0 FEMALE 1

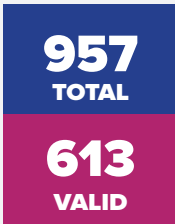
2019 REPORTS OF GENERAL PROTECTIVE SERVICES

885

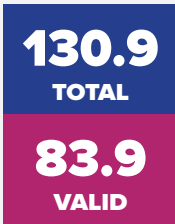
TOTAL REPORTS



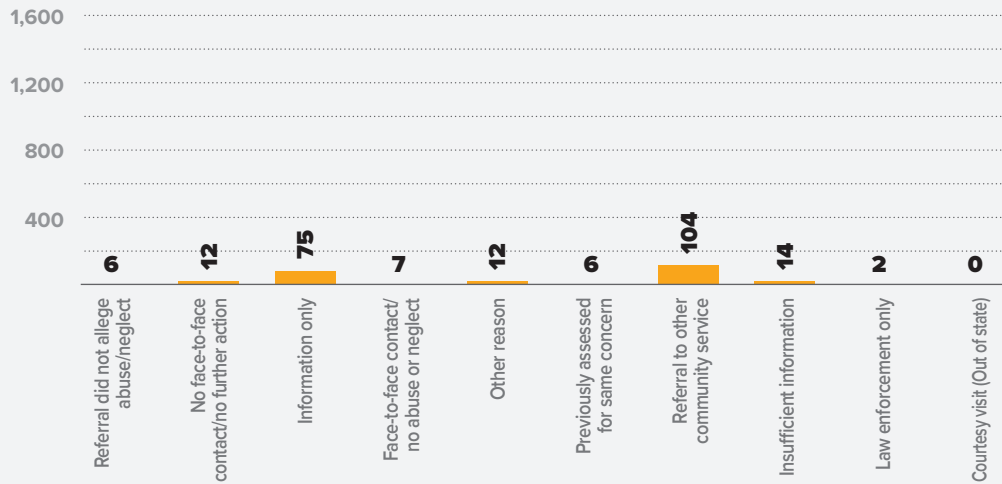
NUMBER OF CHILDREN ASSESSED



CHILDREN ASSESSED PER 1,000 CHILDREN



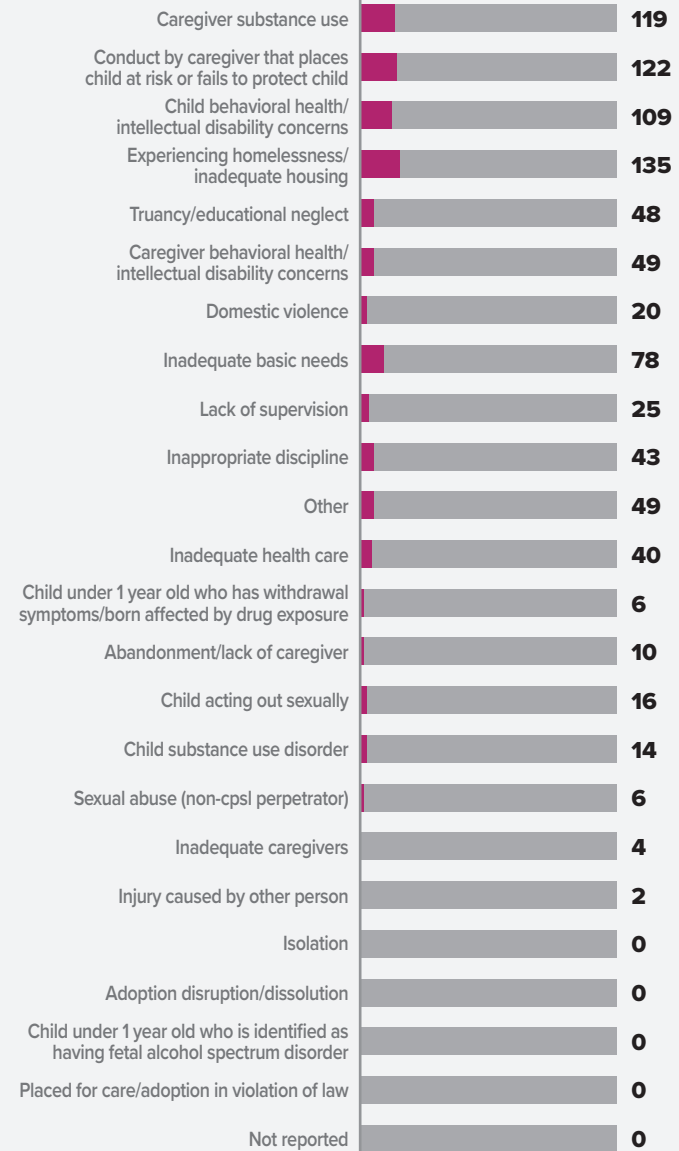
BREAKDOWN REPORTS SCREENED OUT BY REASON



VALID GPS CONCERNS BY TYPE

895

TOTAL CONCERNS



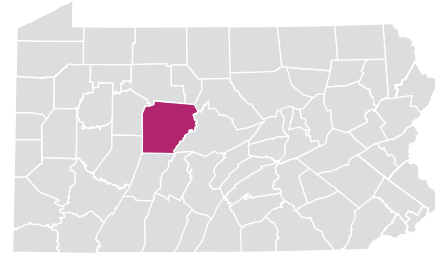
CLARION COUNTY

NOTES: A report may have more than one concern for each report; therefore, the total number of concerns will be greater than the total number of reports. In some reports, more than one child was assessed with valid concerns; therefore, the number of children assessed exceeds the number of valid assessed reports.

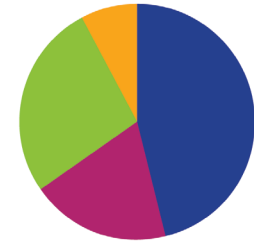


CLEARFIELD COUNTY

RURAL // POPULATION • 80,216 / POPULATION UNDER 18 • 14,817



TYPES OF ALLEGATIONS SUBSTANTIATED REPORTS



26 TOTAL ALLEGATIONS

- **12** (46.2%) Sexual abuse
- **5** (19.2%) Physical abuse/bodily injury
- **7** (26.9%) Serious physical neglect
- **2** (7.7%) Reasonable likelihood of bodily injury
- **0** (0.0%) Engaging in per se acts
- **0** (0.0%) Likelihood of sexual abuse/exploitation
- **0** (0.0%) Serious mental injury
- **0** (0.0%) Severe form of trafficking in persons or sex trafficking
- **0** (0.0%) Munchausen Syndrome By Proxy/medical abuse

NOTES: A report may have more than one allegation for each report; therefore, the total number of allegations will be greater than the total number of reports.

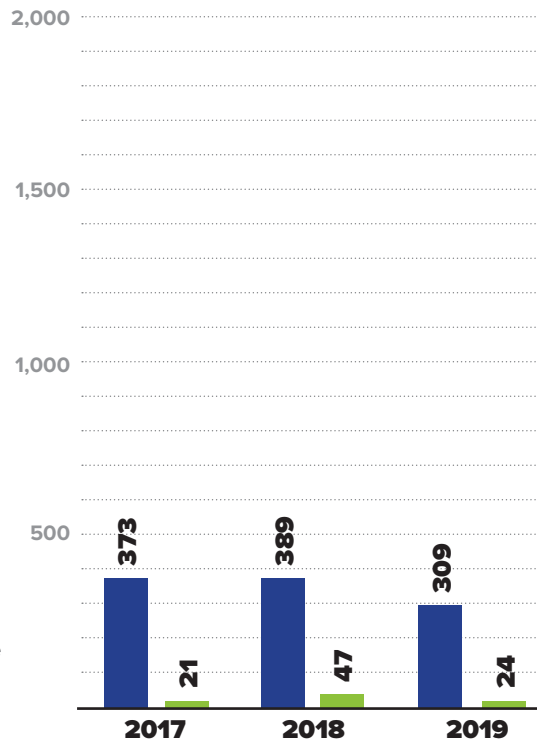
2019 REPORTS OF CHILD ABUSE

309

■ TOTAL REPORTS

24

■ SUBSTANTIATED REPORTS



NOTE: CPS and GPS data reported were investigated and substantiated by the CCYA and may vary from statewide data which include both CCYA and OCYF Regional Office investigations.

SUBSTANTIATED REPORTS BY SEX OF VICTIM

FEMALE

14

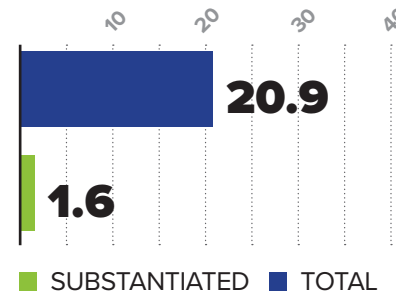
58.3%

MALE

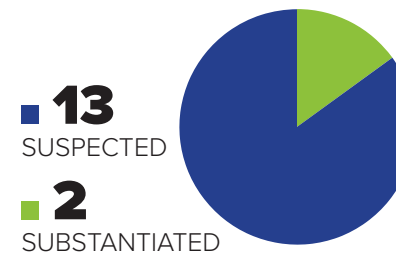
10

41.7%

CHILD ABUSE REPORTS PER 1,000 CHILDREN



CASES OF REPEAT ABUSE SUBSTANTIATED REPORTS



\$828,122

EXPENDITURES CHILD ABUSE INVESTIGATIONS AND GENERAL PROTECTIVE SERVICES ASSESSMENTS



NOTE: Expenditures include only state funding.

2019 FATALITIES

0/51 MALE 0 FEMALE 0

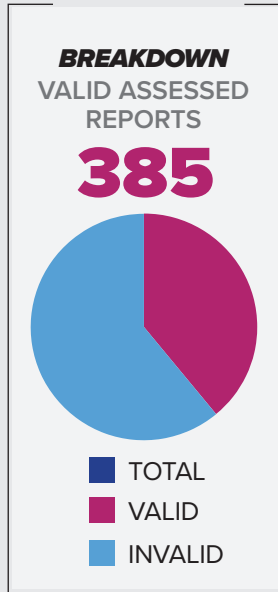
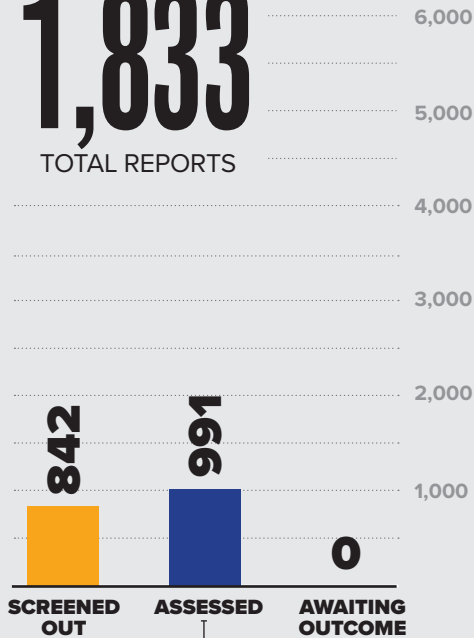
2019 NEAR FATALITIES

1/93 MALE 1 FEMALE 0

2019 REPORTS OF GENERAL PROTECTIVE SERVICES

1,833

TOTAL REPORTS



NUMBER OF CHILDREN ASSESSED

1,376
TOTAL

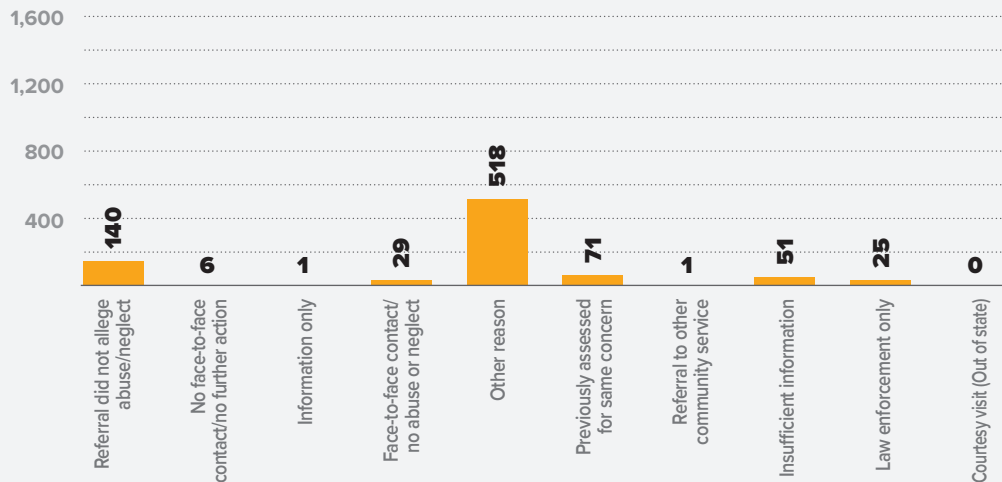
495
VALID

CHILDREN ASSESSED PER 1,000 CHILDREN

92.9
TOTAL

33.4
VALID

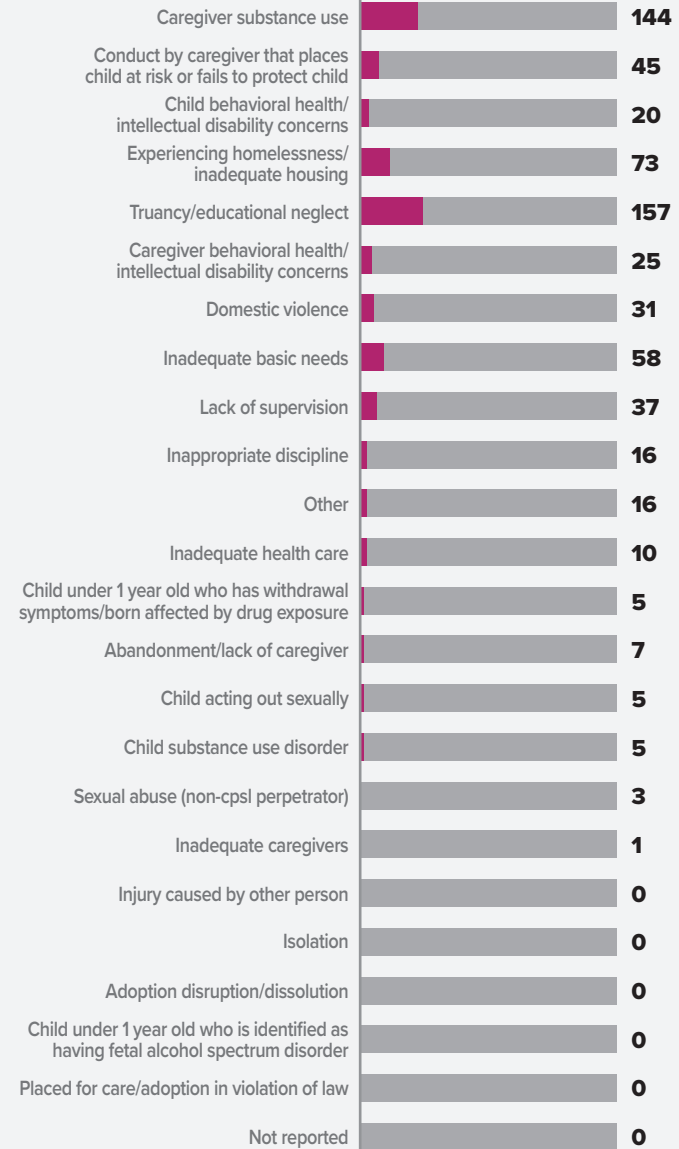
BREAKDOWN REPORTS SCREENED OUT BY REASON



VALID GPS CONCERNS BY TYPE

658

TOTAL CONCERNS



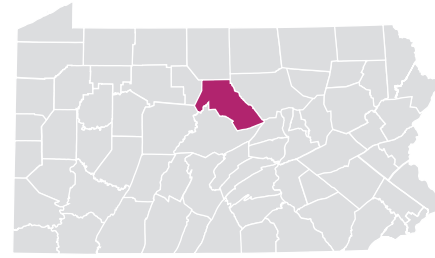
CLEARFIELD COUNTY

NOTES: A report may have more than one concern for each report; therefore, the total number of concerns will be greater than the total number of reports. In some reports, more than one child was assessed with valid concerns; therefore, the number of children assessed exceeds the number of valid assessed reports.

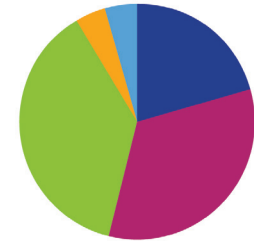


CLINTON COUNTY

RURAL // POPULATION • 39,074 / POPULATION UNDER 18 • 7,968



TYPES OF ALLEGATIONS SUBSTANTIATED REPORTS



24 TOTAL ALLEGATIONS

- **5** (20.8%) Sexual abuse
- **8** (33.3%) Physical abuse/bodily injury
- **9** (37.5%) Serious physical neglect
- **1** (4.2%) Reasonable likelihood of bodily injury
- **0** (0.0%) Engaging in per se acts
- **1** (4.2%) Likelihood of sexual abuse/exploitation
- **0** (0.0%) Serious mental injury
- **0** (0.0%) Severe form of trafficking in persons or sex trafficking
- **0** (0.0%) Munchausen Syndrome By Proxy/medical abuse

NOTES: A report may have more than one allegation for each report; therefore, the total number of allegations will be greater than the total number of reports.

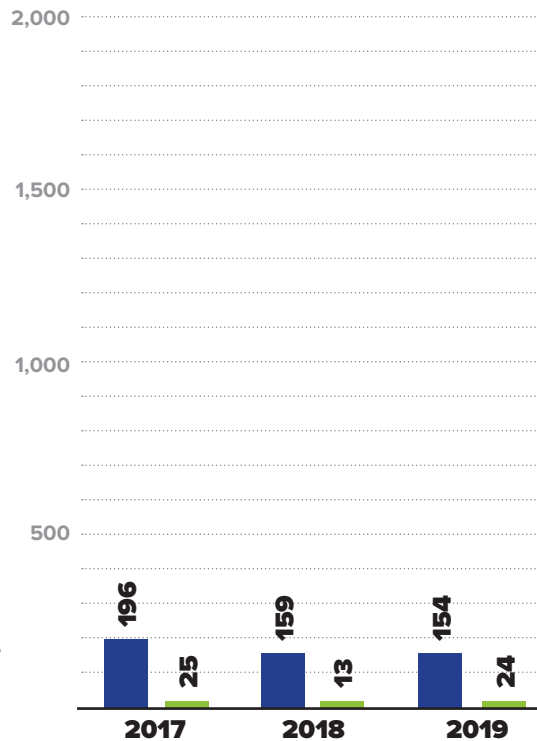
2019 REPORTS OF CHILD ABUSE

154

■ TOTAL REPORTS

24

■ SUBSTANTIATED REPORTS



NOTE: CPS and GPS data reported were investigated and substantiated by the CCYA and may vary from statewide data which include both CCYA and OCYF Regional Office investigations.

SUBSTANTIATED REPORTS BY SEX OF VICTIM

FEMALE

16

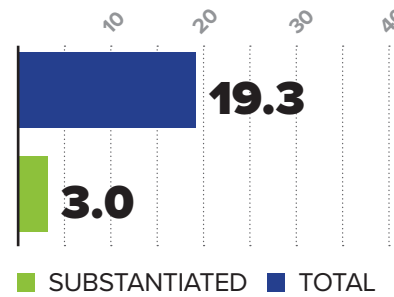
66.7%

MALE

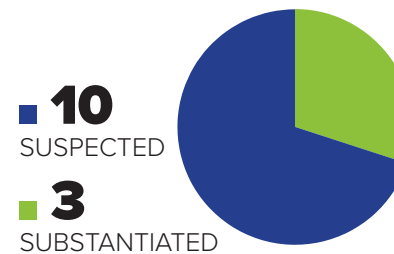
8

33.3%

CHILD ABUSE REPORTS PER 1,000 CHILDREN



CASES OF REPEAT ABUSE SUBSTANTIATED REPORTS



\$989,820

EXPENDITURES CHILD ABUSE INVESTIGATIONS AND GENERAL PROTECTIVE SERVICES ASSESSMENTS



NOTE: Expenditures include only state funding.

2019 FATALITIES

0/51 MALE FEMALE

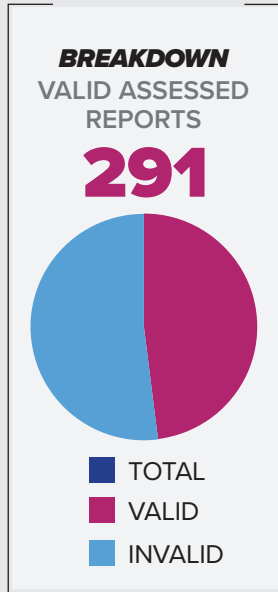
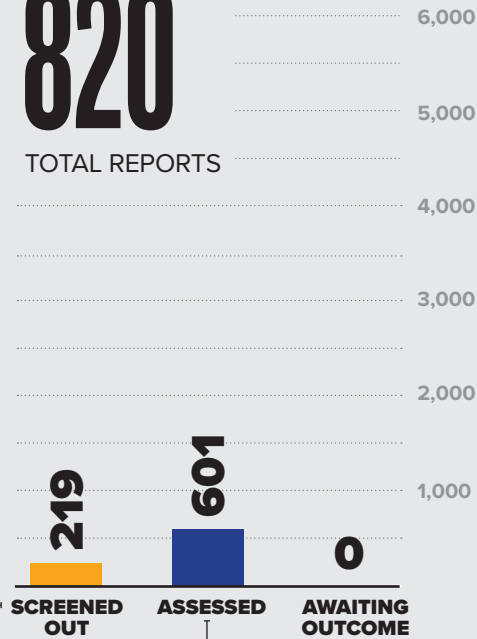
2019 NEAR FATALITIES

0/93 MALE FEMALE

2019 REPORTS OF GENERAL PROTECTIVE SERVICES

820

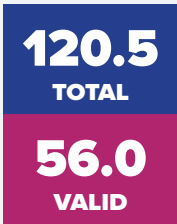
TOTAL REPORTS



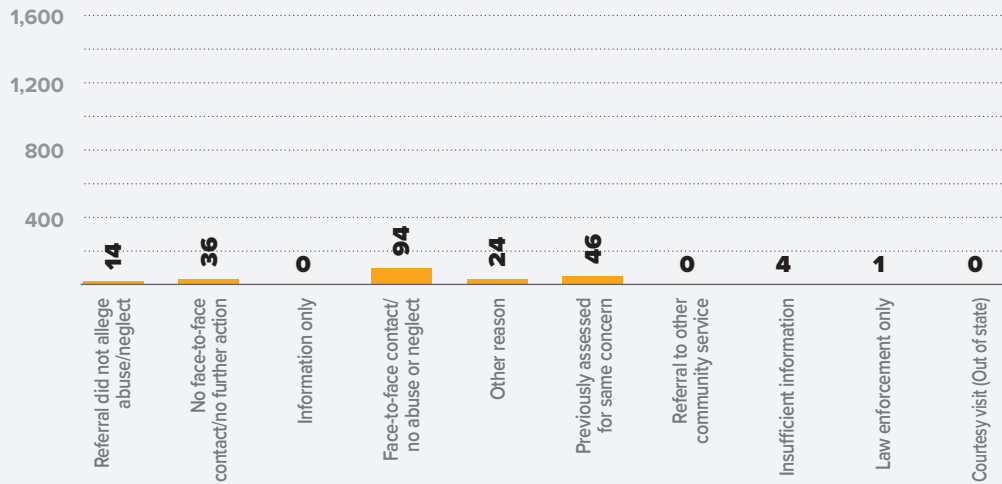
NUMBER OF CHILDREN ASSESSED



CHILDREN ASSESSED PER 1,000 CHILDREN



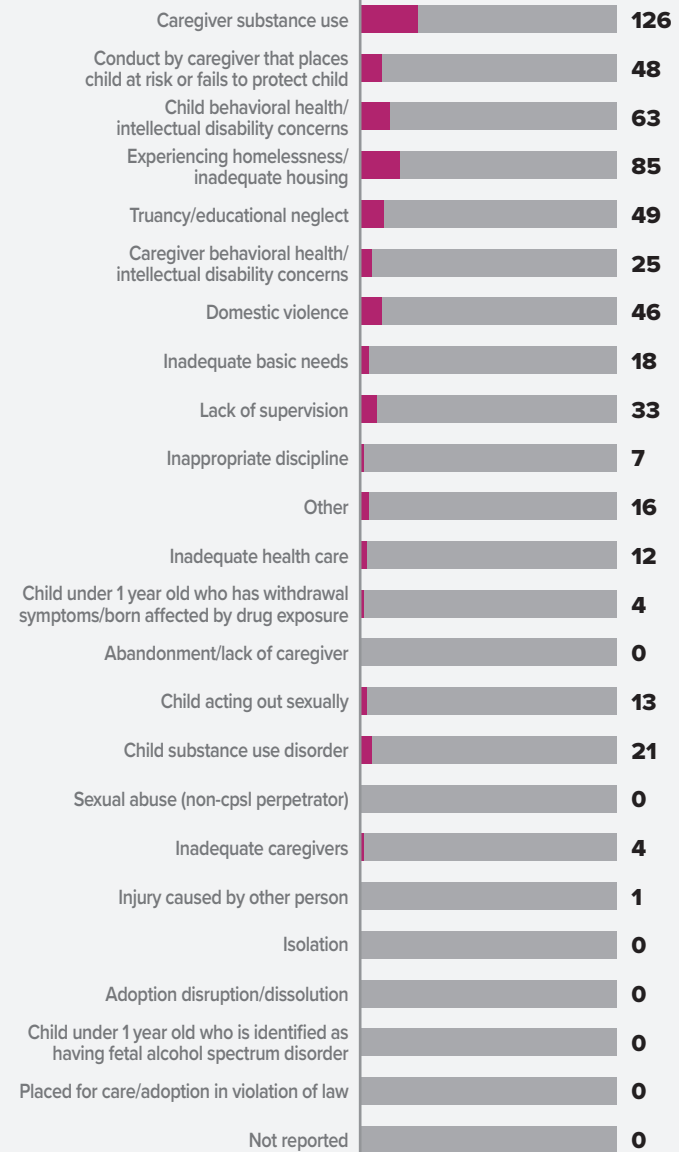
BREAKDOWN REPORTS SCREENED OUT BY REASON



VALID GPS CONCERNS BY TYPE

571

TOTAL CONCERNS



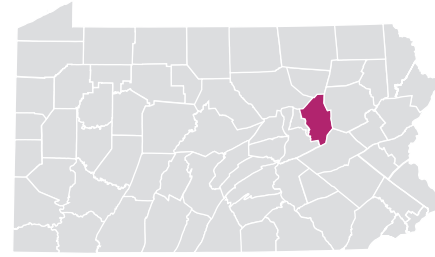
CLINTON COUNTY

NOTES: A report may have more than one concern for each report; therefore, the total number of concerns will be greater than the total number of reports. In some reports, more than one child was assessed with valid concerns; therefore, the number of children assessed exceeds the number of valid assessed reports.

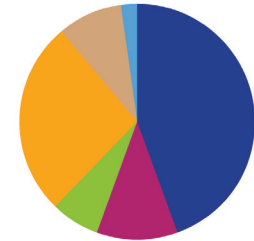


COLUMBIA COUNTY

RURAL // POPULATION • 66,220 / POPULATION UNDER 18 • 11,761



TYPES OF ALLEGATIONS SUBSTANTIATED REPORTS



45 TOTAL ALLEGATIONS

- **20** (44.4%) Sexual abuse
- **5** (11.1%) Physical abuse/bodily injury
- **3** (6.7%) Serious physical neglect
- **12** (26.7%) Reasonable likelihood of bodily injury
- **4** (8.9%) Engaging in per se acts
- **1** (2.2%) Likelihood of sexual abuse/exploitation
- **0** (0.0%) Serious mental injury
- **0** (0.0%) Severe form of trafficking in persons or sex trafficking
- **0** (0.0%) Munchausen Syndrome By Proxy/medical abuse

NOTES: A report may have more than one allegation for each report; therefore, the total number of allegations will be greater than the total number of reports.

2019 REPORTS OF CHILD ABUSE

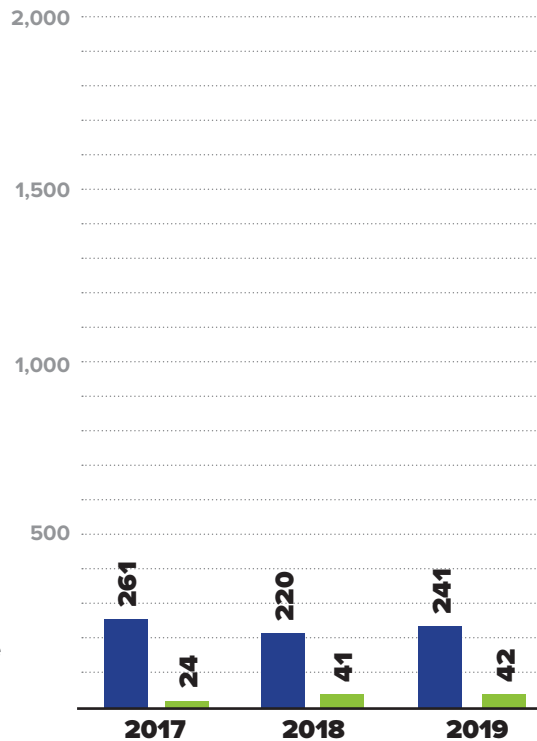
241

■ TOTAL REPORTS

42

■ SUBSTANTIATED REPORTS

NOTE: CPS and GPS data reported were investigated and substantiated by the CCYA and may vary from statewide data which include both CCYA and OCYF Regional Office investigations.



SUBSTANTIATED REPORTS BY SEX OF VICTIM

FEMALE

25

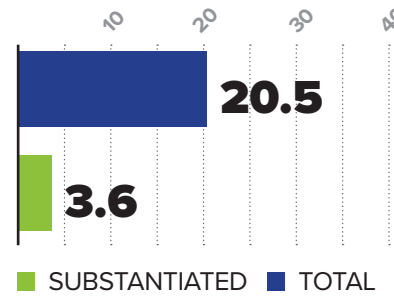
59.5%

MALE

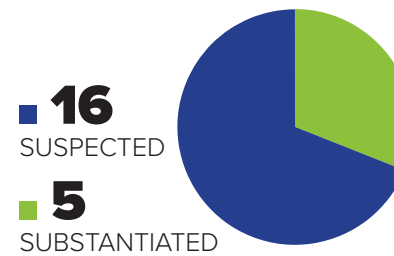
17

40.5%

CHILD ABUSE REPORTS PER 1,000 CHILDREN



CASES OF REPEAT ABUSE SUBSTANTIATED REPORTS



\$571,916

EXPENDITURES CHILD ABUSE INVESTIGATIONS AND GENERAL PROTECTIVE SERVICES ASSESSMENTS



NOTE: Expenditures include only state funding.

2019 FATALITIES

0/51 MALE FEMALE

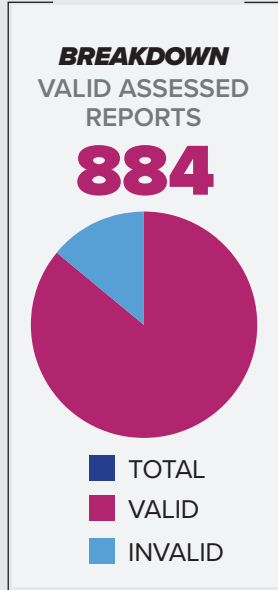
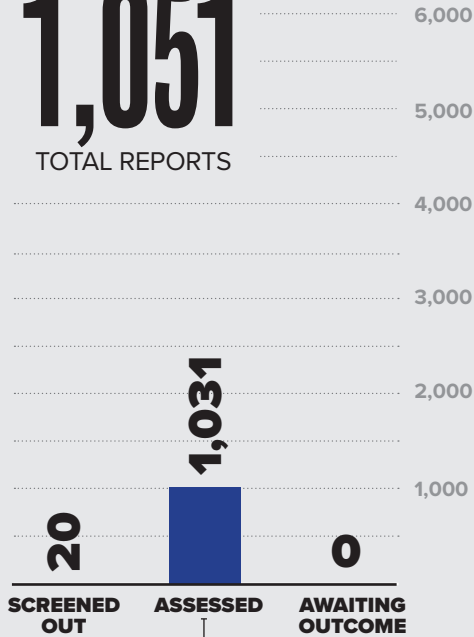
2019 NEAR FATALITIES

0/93 MALE FEMALE

2019 REPORTS OF GENERAL PROTECTIVE SERVICES

1,051

TOTAL REPORTS



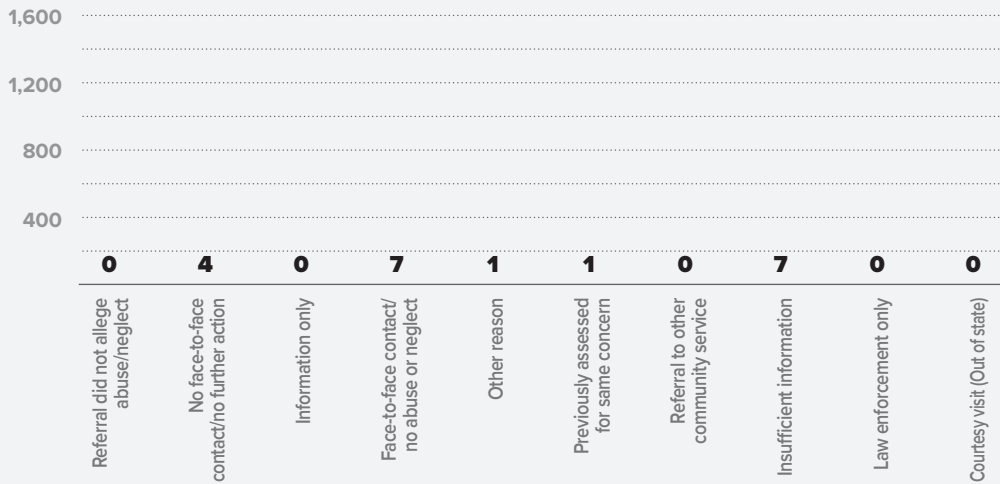
NUMBER OF CHILDREN ASSESSED



CHILDREN ASSESSED PER 1,000 CHILDREN



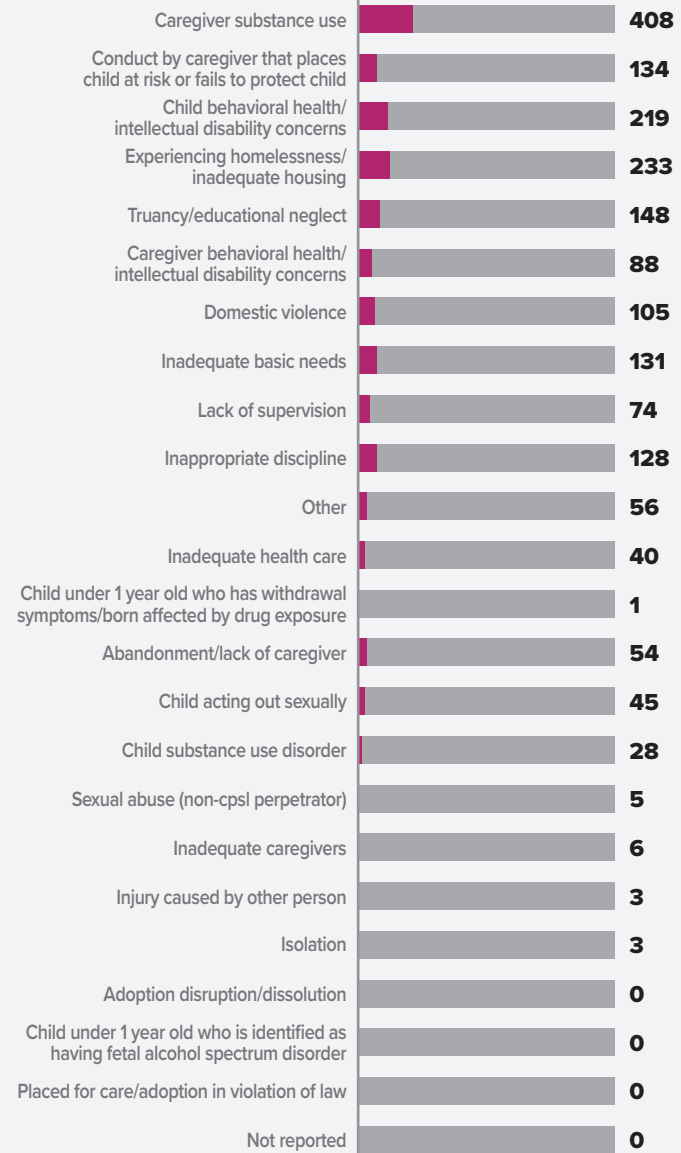
BREAKDOWN REPORTS SCREENED OUT BY REASON



VALID GPS CONCERNS BY TYPE

1,909

TOTAL CONCERNS



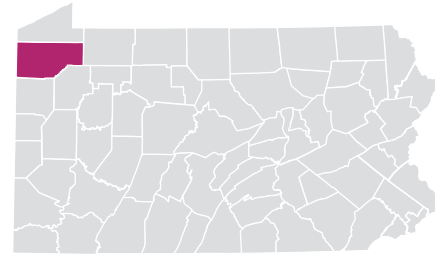
COLUMBIA COUNTY

NOTES: A report may have more than one concern for each report; therefore, the total number of concerns will be greater than the total number of reports. In some reports, more than one child was assessed with valid concerns; therefore, the number of children assessed exceeds the number of valid assessed reports.

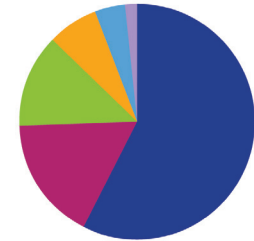


CRAWFORD COUNTY

RURAL // POPULATION • 86,164 / POPULATION UNDER 18 • 18,207



TYPES OF ALLEGATIONS SUBSTANTIATED REPORTS



71 TOTAL ALLEGATIONS

- 41** (57.7%) Sexual abuse
- 12** (16.9%) Physical abuse/bodily injury
- 9** (12.7%) Serious physical neglect
- 5** (7.0%) Reasonable likelihood of bodily injury
- 0** (0.0%) Engaging in per se acts
- 3** (4.2%) Likelihood of sexual abuse/exploitation
- 0** (0.0%) Serious mental injury
- 1** (1.4%) Severe form of trafficking in persons or sex trafficking
- 0** (0.0%) Munchausen Syndrome By Proxy/medical abuse

NOTES: A report may have more than one allegation for each report; therefore, the total number of allegations will be greater than the total number of reports.

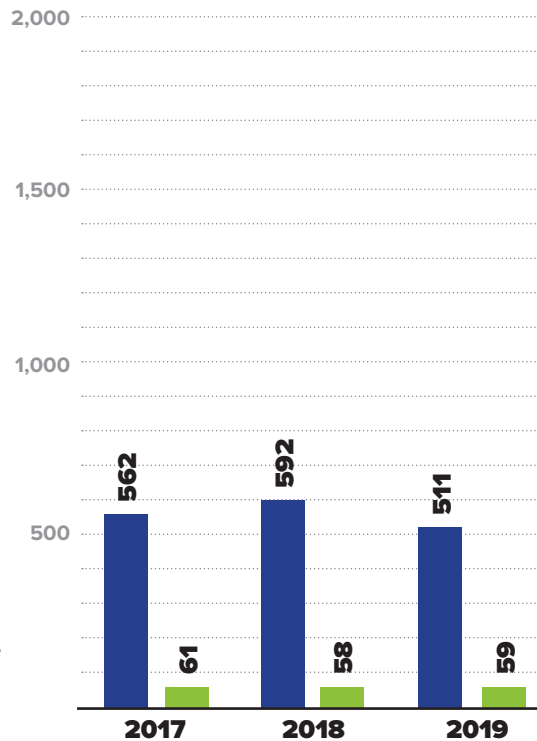
2019 REPORTS OF CHILD ABUSE

511

■ TOTAL REPORTS

59

■ SUBSTANTIATED REPORTS



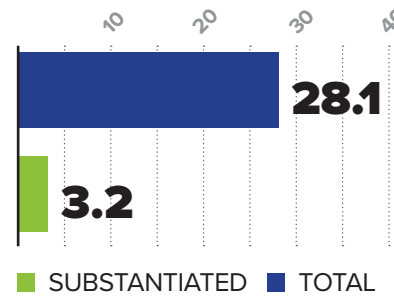
NOTE: CPS and GPS data reported were investigated and substantiated by the CCYA and may vary from statewide data which include both CCYA and OCYF Regional Office investigations.

SUBSTANTIATED REPORTS BY SEX OF VICTIM

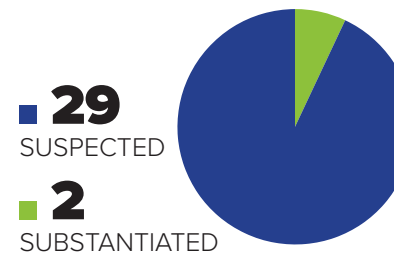
FEMALE
42
71.2%

MALE
17
28.8%

CHILD ABUSE REPORTS PER 1,000 CHILDREN



CASES OF REPEAT ABUSE SUBSTANTIATED REPORTS



\$638,251

EXPENDITURES CHILD ABUSE INVESTIGATIONS AND GENERAL PROTECTIVE SERVICES ASSESSMENTS



NOTE: Expenditures include only state funding.

2019 FATALITIES

0/51 MALE FEMALE

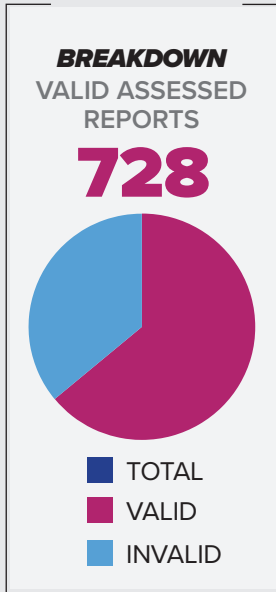
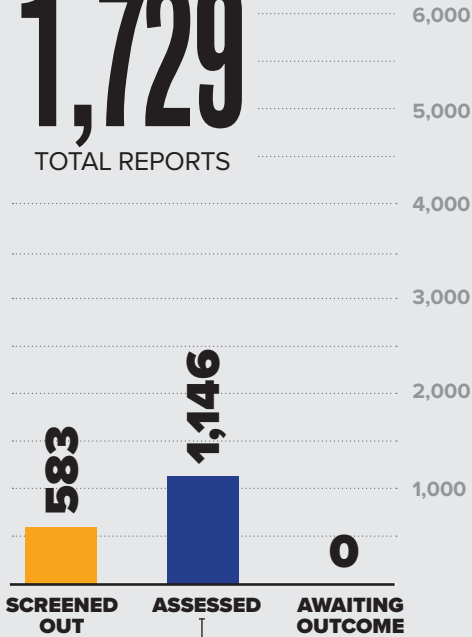
2019 NEAR FATALITIES

0/93 MALE FEMALE

2019 REPORTS OF GENERAL PROTECTIVE SERVICES

1,729

TOTAL REPORTS



NUMBER OF CHILDREN ASSESSED

2,005
TOTAL

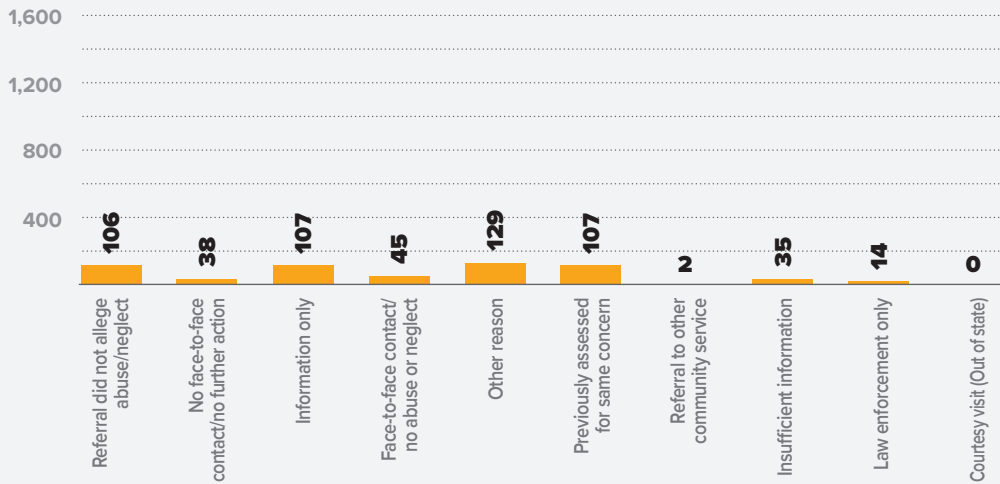
1,219
VALID

CHILDREN ASSESSED PER 1,000 CHILDREN

110.1
TOTAL

67.0
VALID

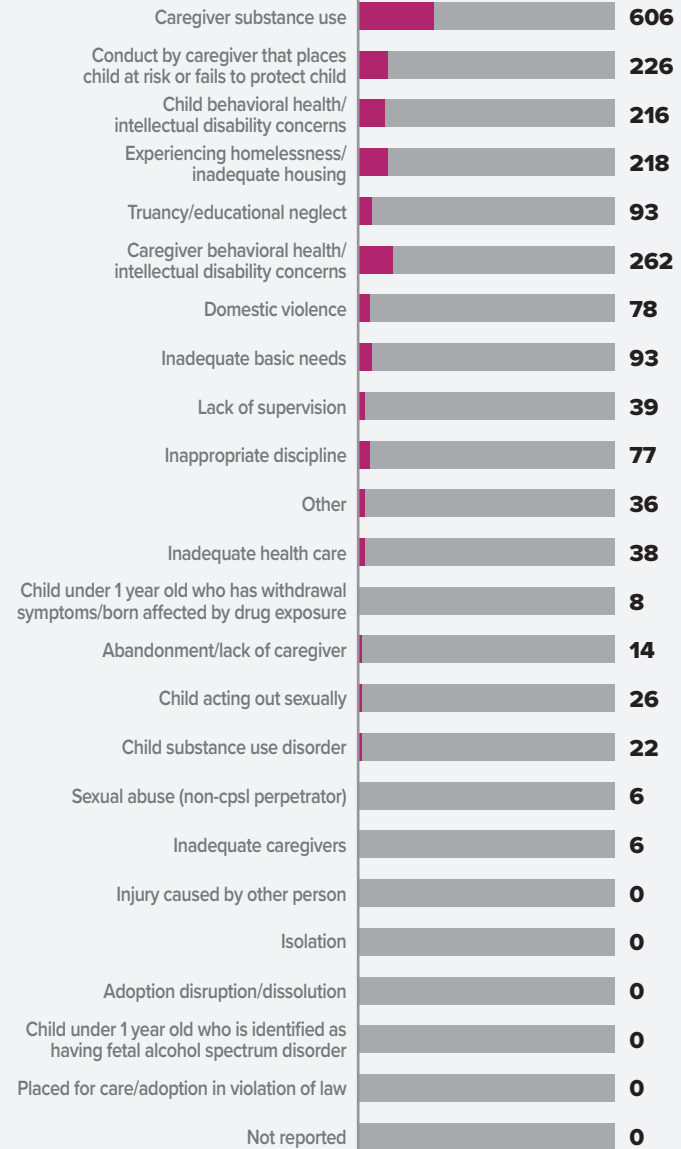
BREAKDOWN REPORTS SCREENED OUT BY REASON



VALID GPS CONCERNS BY TYPE

2,064

TOTAL CONCERNS



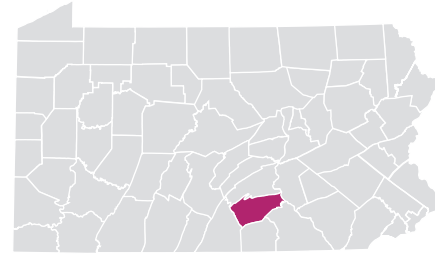
CRAWFORD COUNTY

NOTES: A report may have more than one concern for each report; therefore, the total number of concerns will be greater than the total number of reports. In some reports, more than one child was assessed with valid concerns; therefore, the number of children assessed exceeds the number of valid assessed reports.

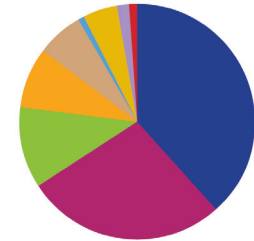


CUMBERLAND COUNTY

URBAN // POPULATION • 247,433 / POPULATION UNDER 18 • 50,175



TYPES OF ALLEGATIONS SUBSTANTIATED REPORTS



109 TOTAL ALLEGATIONS

- 42** (38.5%) Sexual abuse
- 30** (27.5%) Physical abuse/bodily injury
- 12** (11.0%) Serious physical neglect
- 9** (8.3%) Reasonable likelihood of bodily injury
- 7** (6.4%) Engaging in per se acts
- 1** (0.9%) Likelihood of sexual abuse/exploitation
- 5** (4.6%) Serious mental injury
- 2** (1.8%) Severe form of trafficking in persons or sex trafficking
- 1** (0.9%) Munchausen Syndrome By Proxy/medical abuse

NOTES: A report may have more than one allegation for each report; therefore, the total number of allegations will be greater than the total number of reports.

2019 REPORTS OF CHILD ABUSE

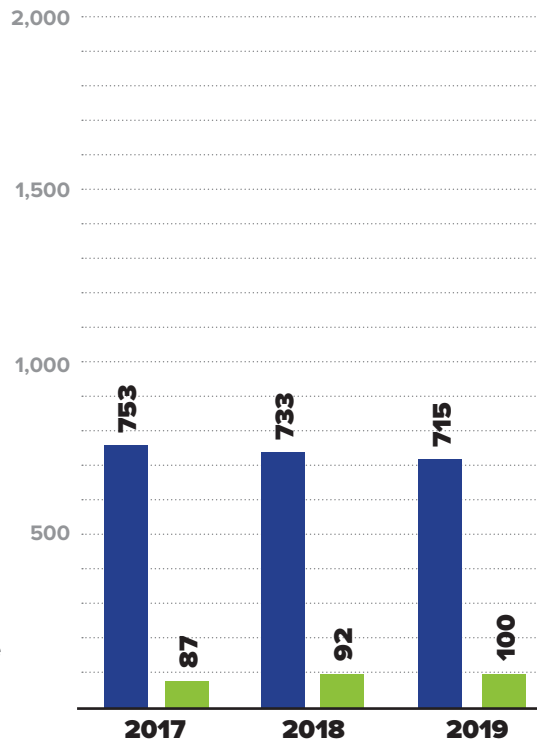
715

■ TOTAL REPORTS

100

■ SUBSTANTIATED REPORTS

NOTE: CPS and GPS data reported were investigated and substantiated by the CCYA and may vary from statewide data which include both CCYA and OCYF Regional Office investigations.



SUBSTANTIATED REPORTS BY SEX OF VICTIM

FEMALE

55

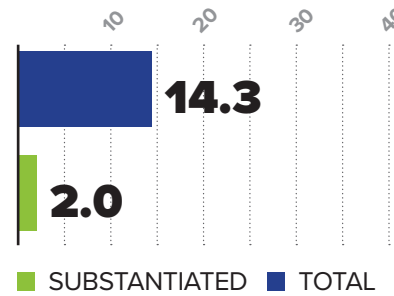
55.0%

MALE

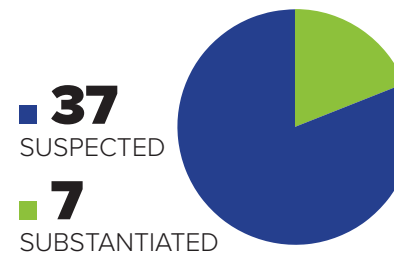
45

45.0%

CHILD ABUSE REPORTS PER 1,000 CHILDREN



CASES OF REPEAT ABUSE SUBSTANTIATED REPORTS



\$2,116,947

EXPENDITURES CHILD ABUSE INVESTIGATIONS AND GENERAL PROTECTIVE SERVICES ASSESSMENTS



NOTE: Expenditures include only state funding.

2019 FATALITIES

1/51 MALE 0 FEMALE 1

2019 NEAR FATALITIES

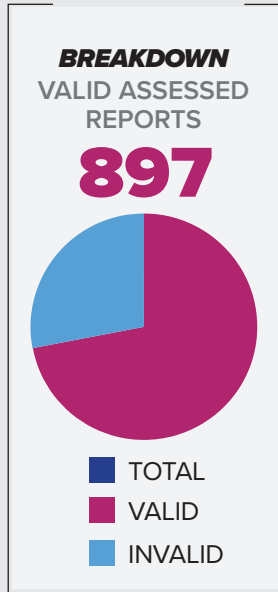
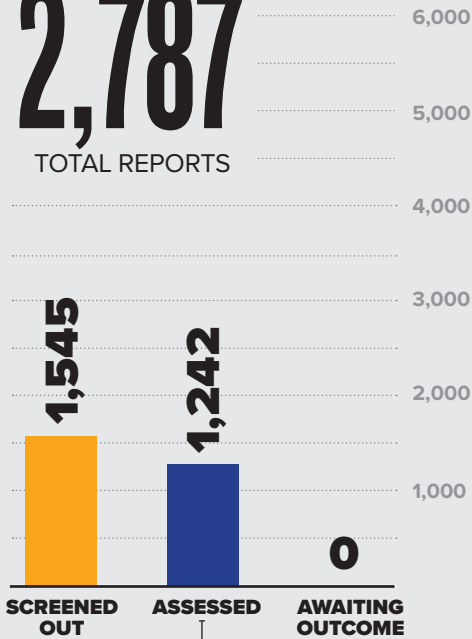
1/93 MALE 1 FEMALE 0



2019 REPORTS OF GENERAL PROTECTIVE SERVICES

2,787

TOTAL REPORTS



NUMBER OF CHILDREN ASSESSED

1,896

TOTAL

1,344

VALID

CHILDREN ASSESSED PER 1,000 CHILDREN

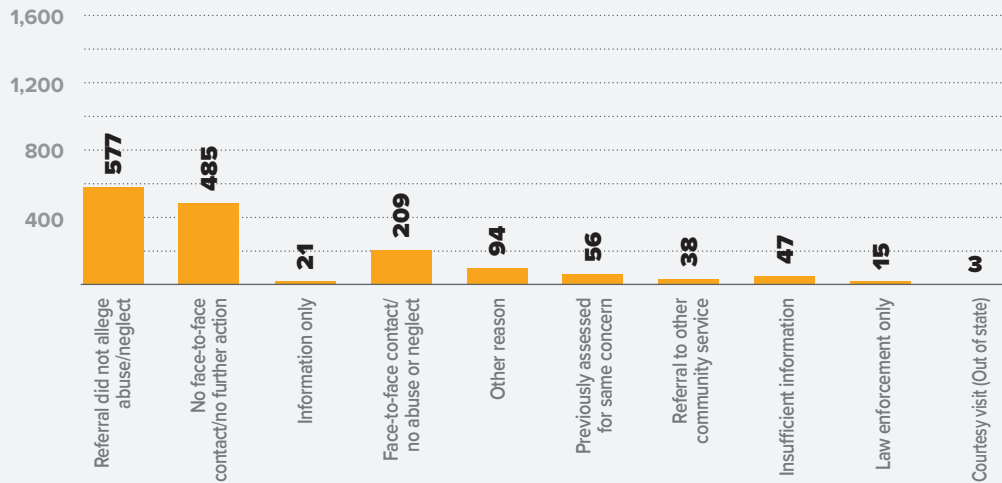
37.8

TOTAL

26.8

VALID

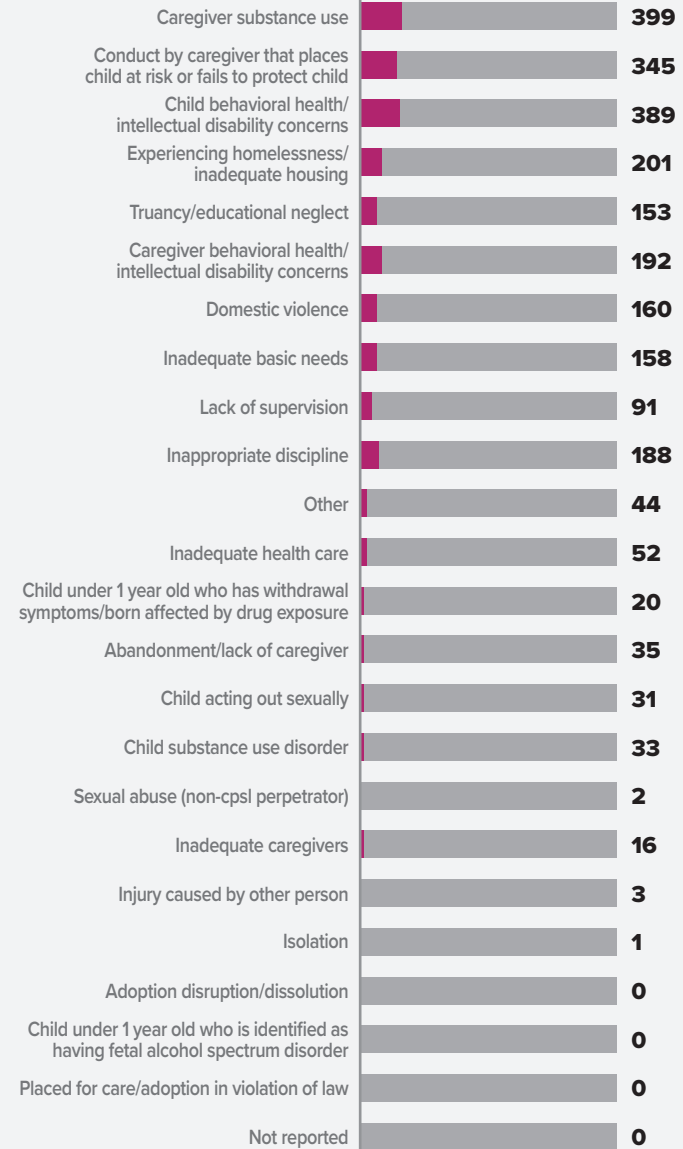
BREAKDOWN REPORTS SCREENED OUT BY REASON



VALID GPS CONCERNS BY TYPE

2,513

TOTAL CONCERNS



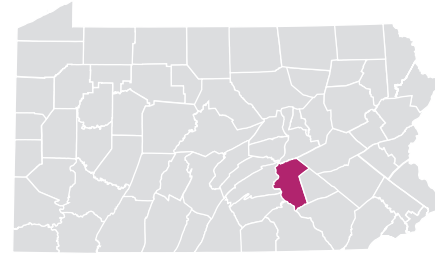
CUMBERLAND COUNTY

NOTES: A report may have more than one concern for each report; therefore, the total number of concerns will be greater than the total number of reports. In some reports, more than one child was assessed with valid concerns; therefore, the number of children assessed exceeds the number of valid assessed reports.

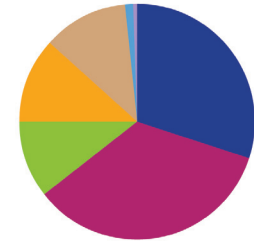


DAUPHIN COUNTY

URBAN // POPULATION • 274,515 / POPULATION UNDER 18 • 61,753



TYPES OF ALLEGATIONS SUBSTANTIATED REPORTS



220 TOTAL ALLEGATIONS

- **66** (30.0%) Sexual abuse
- **76** (34.5%) Physical abuse/bodily injury
- **23** (10.5%) Serious physical neglect
- **26** (11.8%) Reasonable likelihood of bodily injury
- **26** (11.8%) Engaging in per se acts
- **2** (0.9%) Likelihood of sexual abuse/exploitation
- **0** (0.0%) Serious mental injury
- **1** (0.5%) Severe form of trafficking in persons or sex trafficking
- **0** (0.0%) Munchausen Syndrome By Proxy/medical abuse

NOTES: A report may have more than one allegation for each report; therefore, the total number of allegations will be greater than the total number of reports.

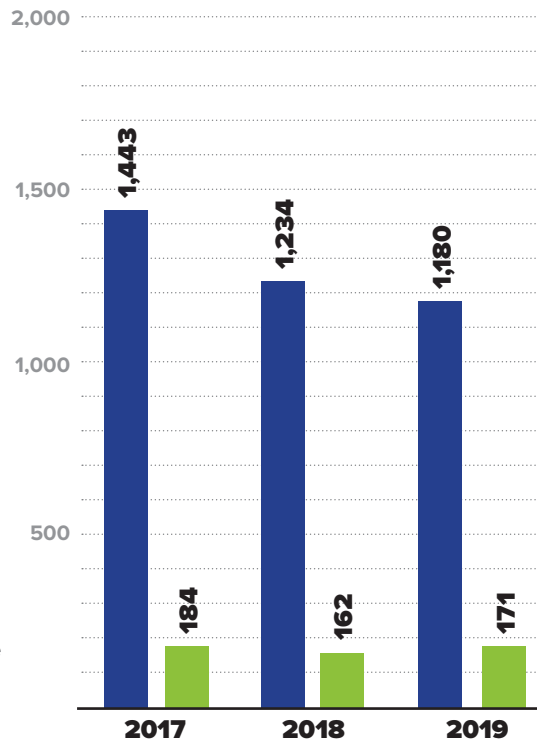
2019 REPORTS OF CHILD ABUSE

1,180

■ TOTAL REPORTS

171

■ SUBSTANTIATED REPORTS



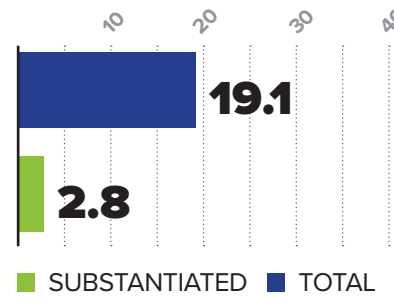
NOTE: CPS and GPS data reported were investigated and substantiated by the CCYA and may vary from statewide data which include both CCYA and OCYF Regional Office investigations.

SUBSTANTIATED REPORTS BY SEX OF VICTIM

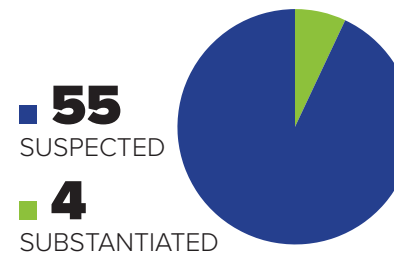
FEMALE
112
65.5%

MALE
59
34.5%

CHILD ABUSE REPORTS PER 1,000 CHILDREN



CASES OF REPEAT ABUSE SUBSTANTIATED REPORTS



\$2,939,342

EXPENDITURES CHILD ABUSE INVESTIGATIONS AND GENERAL PROTECTIVE SERVICES ASSESSMENTS



NOTE: Expenditures include only state funding.

2019 FATALITIES

3/51 ▶ MALE **3** FEMALE **0**

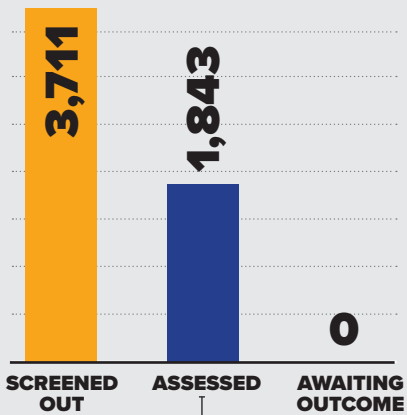
2019 NEAR FATALITIES

0/93 ▶ MALE **0** FEMALE **0**

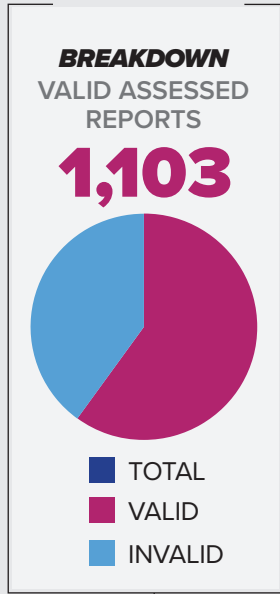
2019 REPORTS OF GENERAL PROTECTIVE SERVICES

5,554

TOTAL REPORTS



6,000
5,000
4,000
3,000
2,000
1,000



NUMBER OF CHILDREN ASSESSED

2,797
TOTAL

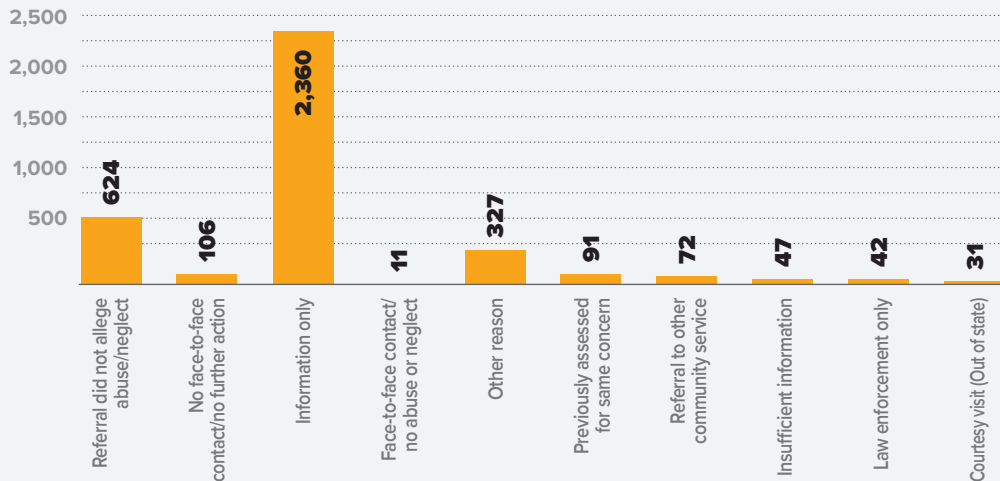
1,592
VALID

CHILDREN ASSESSED PER 1,000 CHILDREN

45.3
TOTAL

25.8
VALID

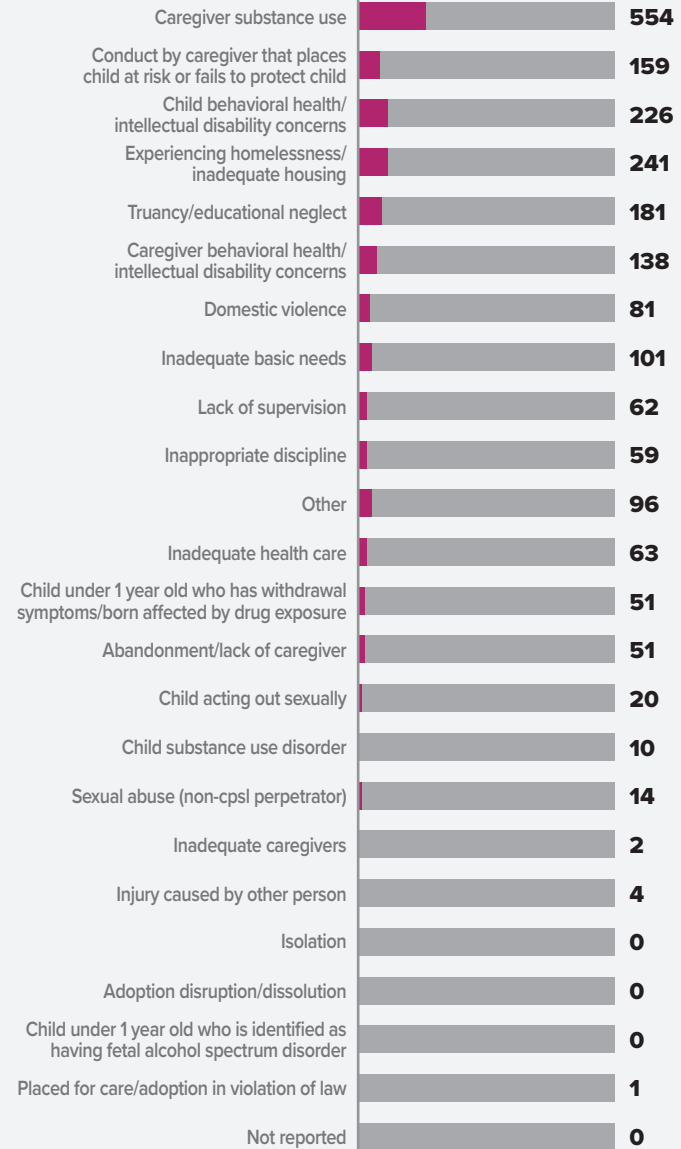
BREAKDOWN REPORTS SCREENED OUT BY REASON



VALID GPS CONCERNS BY TYPE

2,114

TOTAL CONCERNS



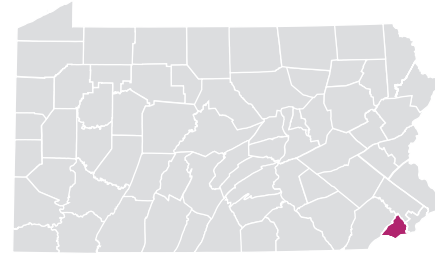
DAUPHIN COUNTY

NOTES: A report may have more than one concern for each report; therefore, the total number of concerns will be greater than the total number of reports. In some reports, more than one child was assessed with valid concerns; therefore, the number of children assessed exceeds the number of valid assessed reports.

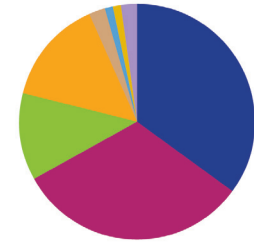


DELAWARE COUNTY

URBAN // POPULATION • 563,527 / POPULATION UNDER 18 • 124,912



TYPES OF ALLEGATIONS SUBSTANTIATED REPORTS



91 TOTAL ALLEGATIONS

- 32** (35.2%) Sexual abuse
- 29** (31.9%) Physical abuse/bodily injury
- 11** (12.1%) Serious physical neglect
- 13** (14.3%) Reasonable likelihood of bodily injury
- 2** (2.2%) Engaging in per se acts
- 1** (1.1%) Likelihood of sexual abuse/exploitation
- 1** (1.1%) Serious mental injury
- 2** (2.2%) Severe form of trafficking in persons or sex trafficking
- 0** (0.0%) Munchausen Syndrome By Proxy/medical abuse

NOTES: A report may have more than one allegation for each report; therefore, the total number of allegations will be greater than the total number of reports.

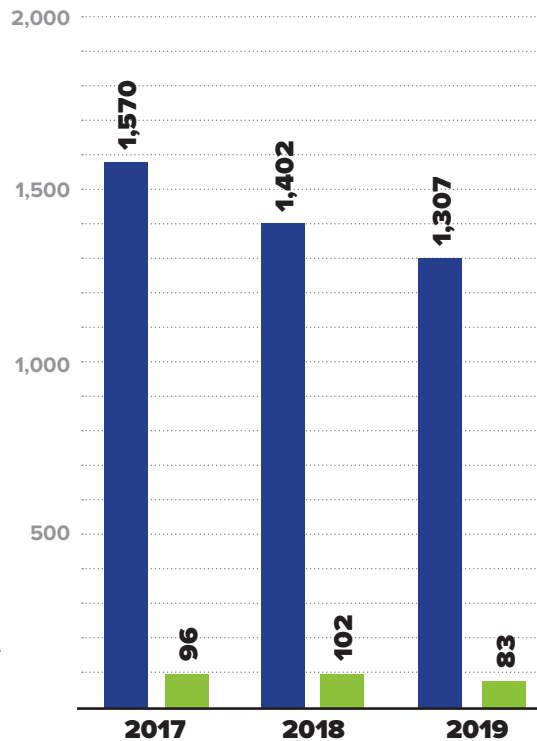
2019 REPORTS OF CHILD ABUSE

1,307

■ TOTAL REPORTS

83

■ SUBSTANTIATED REPORTS



NOTE: CPS and GPS data reported were investigated and substantiated by the CCYA and may vary from statewide data which include both CCYA and OCYF Regional Office investigations.

SUBSTANTIATED REPORTS BY SEX OF VICTIM

FEMALE

48

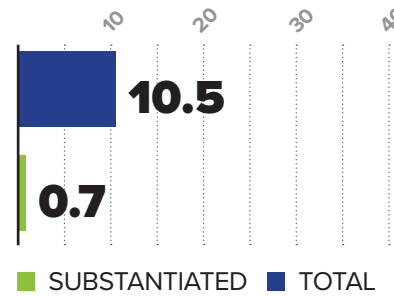
57.8%

MALE

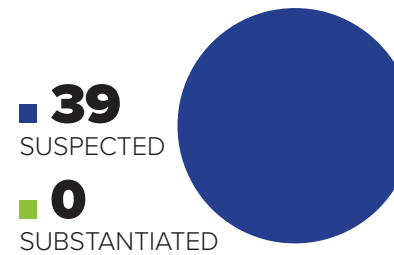
35

42.2%

CHILD ABUSE REPORTS PER 1,000 CHILDREN




CASES OF REPEAT ABUSE SUBSTANTIATED REPORTS



\$9,427,289

EXPENDITURES CHILD ABUSE INVESTIGATIONS AND GENERAL PROTECTIVE SERVICES ASSESSMENTS



NOTE: Expenditures include only state funding.

2019 FATALITIES

0/51 MALE 0 FEMALE 0

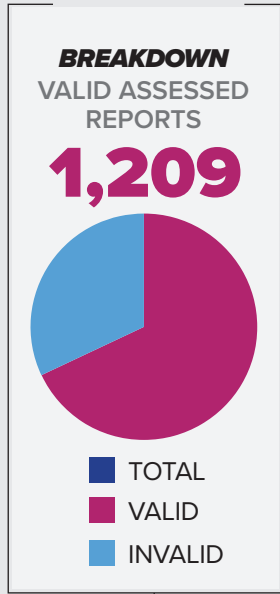
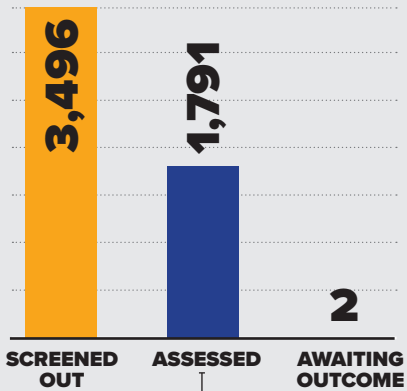
2019 NEAR FATALITIES

3/93 MALE 3 FEMALE 0

2019 REPORTS OF GENERAL PROTECTIVE SERVICES

5,289

TOTAL REPORTS



NUMBER OF CHILDREN ASSESSED

2,685

TOTAL

1,781

VALID

CHILDREN ASSESSED PER 1,000 CHILDREN

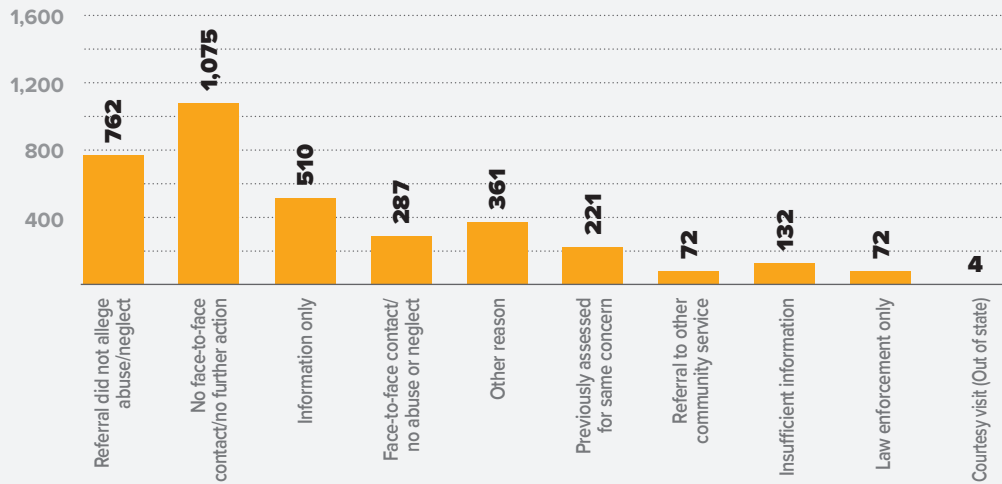
21.5

TOTAL

14.3

VALID

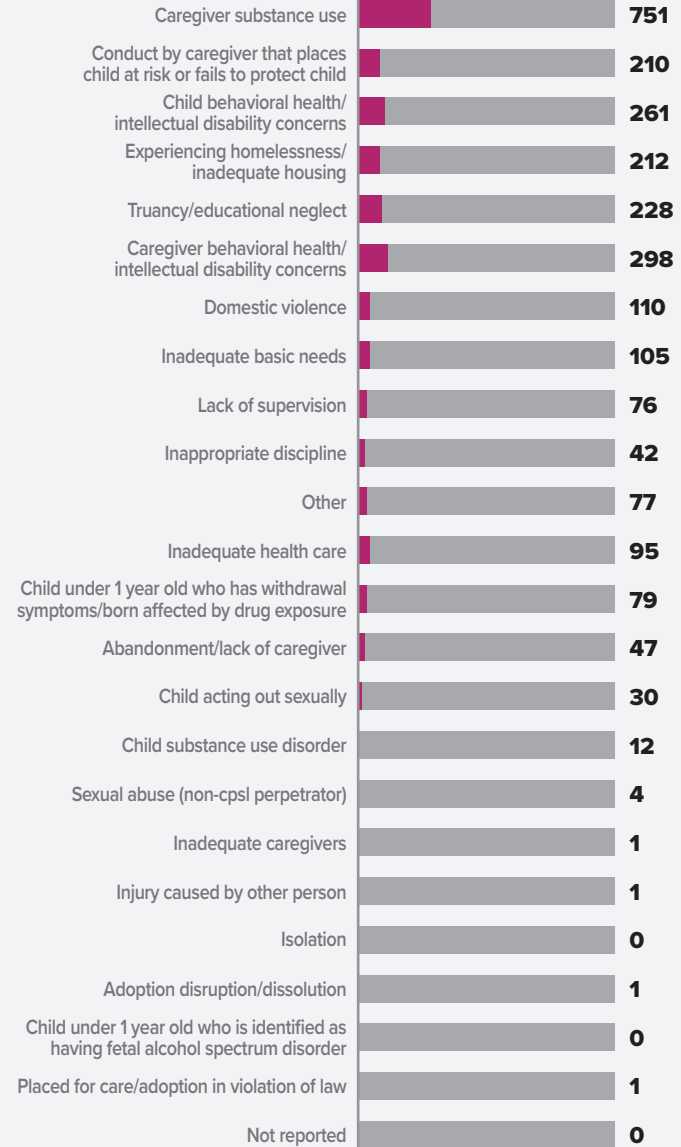
BREAKDOWN REPORTS SCREENED OUT BY REASON



VALID GPS CONCERNS BY TYPE

2,641

TOTAL CONCERNS



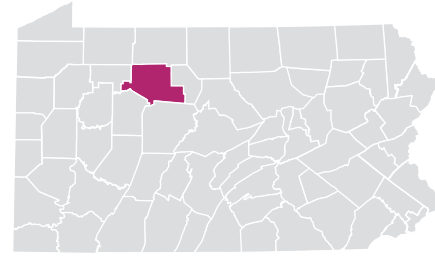
DELAWARE COUNTY

NOTES: A report may have more than one concern for each report; therefore, the total number of concerns will be greater than the total number of reports. In some reports, more than one child was assessed with valid concerns; therefore, the number of children assessed exceeds the number of valid assessed reports.

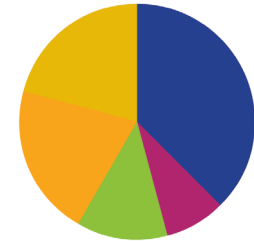


ELK COUNTY

RURAL // POPULATION • 30,608 / POPULATION UNDER 18 • 6,007



TYPES OF ALLEGATIONS SUBSTANTIATED REPORTS



24 TOTAL ALLEGATIONS

- **9** (37.5%) Sexual abuse
- **2** (8.3%) Physical abuse/bodily injury
- **3** (12.5%) Serious physical neglect
- **5** (20.8%) Reasonable likelihood of bodily injury
- **0** (0.0%) Engaging in per se acts
- **0** (0.0%) Likelihood of sexual abuse/exploitation
- **5** (20.8%) Serious mental injury
- **0** (0.0%) Severe form of trafficking in persons or sex trafficking
- **0** (0.0%) Munchausen Syndrome By Proxy/medical abuse

NOTES: A report may have more than one allegation for each report; therefore, the total number of allegations will be greater than the total number of reports.

2019 REPORTS OF CHILD ABUSE

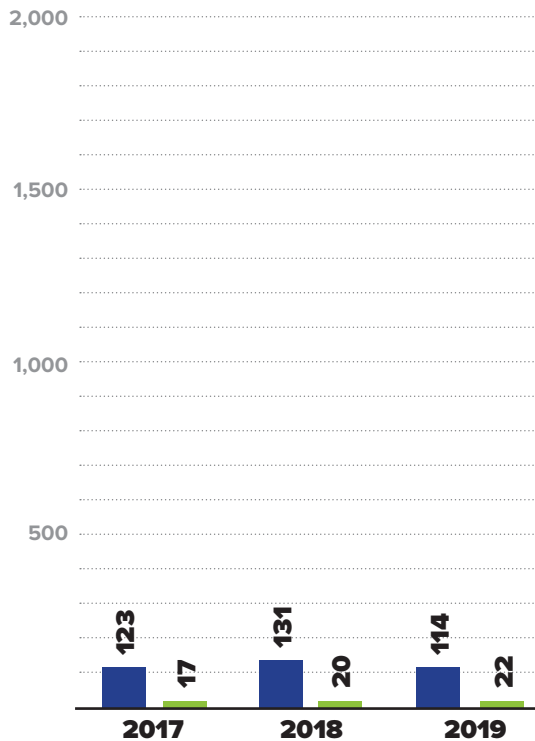
114

■ TOTAL REPORTS

22

■ SUBSTANTIATED REPORTS

NOTE: CPS and GPS data reported were investigated and substantiated by the CCYA and may vary from statewide data which include both CCYA and OCYF Regional Office investigations.



SUBSTANTIATED REPORTS BY SEX OF VICTIM

FEMALE

9

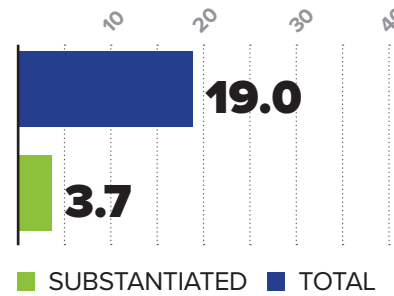
40.9%

MALE

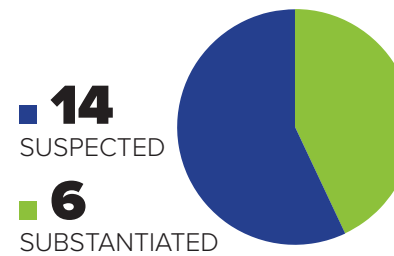
13

59.1%

CHILD ABUSE REPORTS PER 1,000 CHILDREN



CASES OF REPEAT ABUSE SUBSTANTIATED REPORTS



\$438,222

EXPENDITURES CHILD ABUSE INVESTIGATIONS AND GENERAL PROTECTIVE SERVICES ASSESSMENTS



NOTE: Expenditures include only state funding.

2019 FATALITIES

0/51 MALE FEMALE

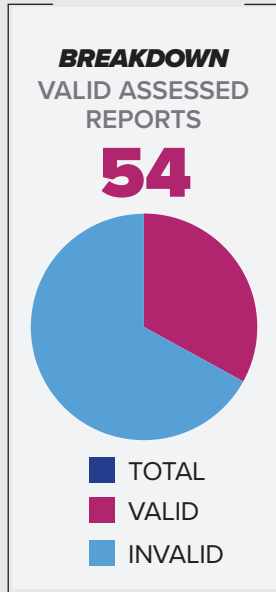
2019 NEAR FATALITIES

0/93 MALE FEMALE

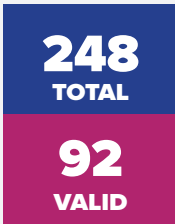
2019 REPORTS OF GENERAL PROTECTIVE SERVICES

477

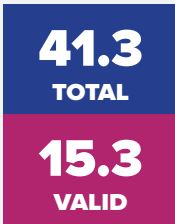
TOTAL REPORTS



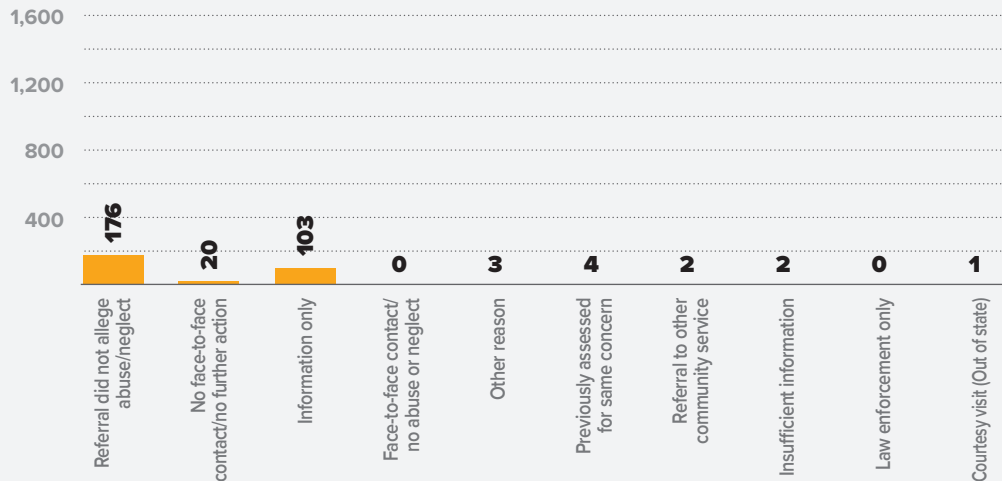
NUMBER OF CHILDREN ASSESSED



CHILDREN ASSESSED PER 1,000 CHILDREN

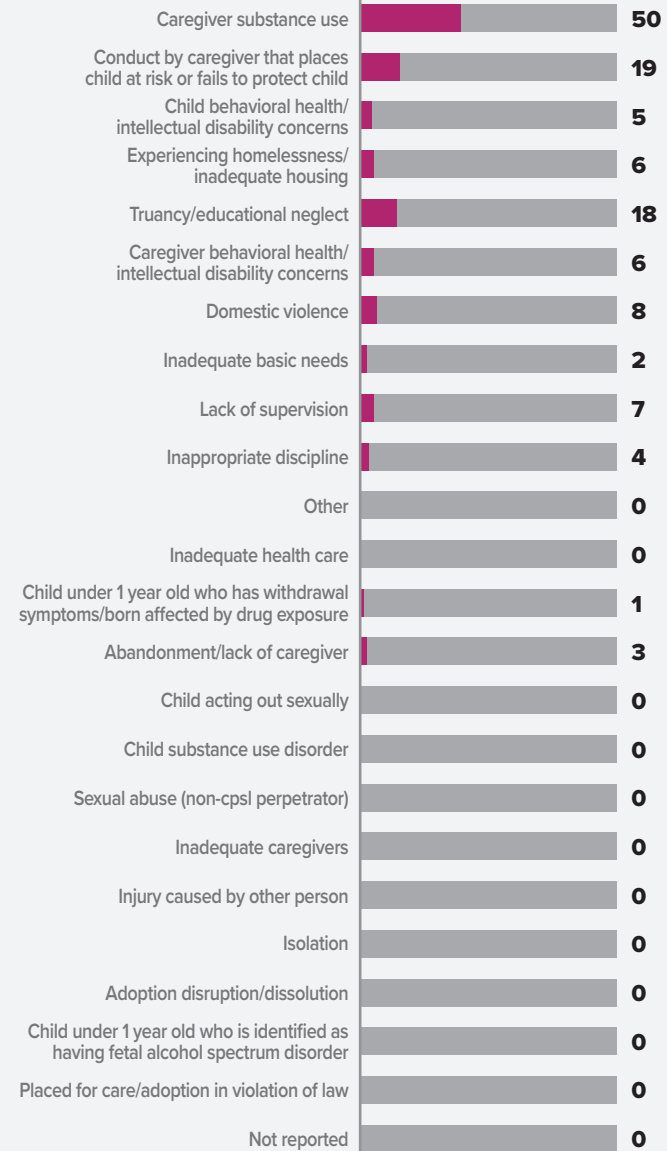


BREAKDOWN REPORTS SCREENED OUT BY REASON



VALID GPS CONCERNS BY TYPE

129
TOTAL CONCERNS



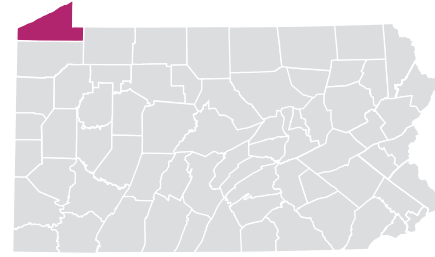
ELK COUNTY

NOTES: A report may have more than one concern for each report; therefore, the total number of concerns will be greater than the total number of reports. In some reports, more than one child was assessed with valid concerns; therefore, the number of children assessed exceeds the number of valid assessed reports.

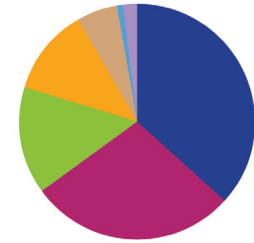


ERIE COUNTY

URBAN // POPULATION • 275,972 / POPULATION UNDER 18 • 59,836



TYPES OF ALLEGATIONS SUBSTANTIATED REPORTS



109 TOTAL ALLEGATIONS

- **40** (36.7%) Sexual abuse
- **31** (28.4%) Physical abuse/bodily injury
- **16** (14.7%) Serious physical neglect
- **13** (11.9%) Reasonable likelihood of bodily injury
- **6** (5.5%) Engaging in per se acts
- **1** (0.9%) Likelihood of sexual abuse/exploitation
- **0** (0.0%) Serious mental injury
- **2** (1.8%) Severe form of trafficking in persons or sex trafficking
- **0** (0.0%) Munchausen Syndrome By Proxy/medical abuse

NOTES: A report may have more than one allegation for each report; therefore, the total number of allegations will be greater than the total number of reports.

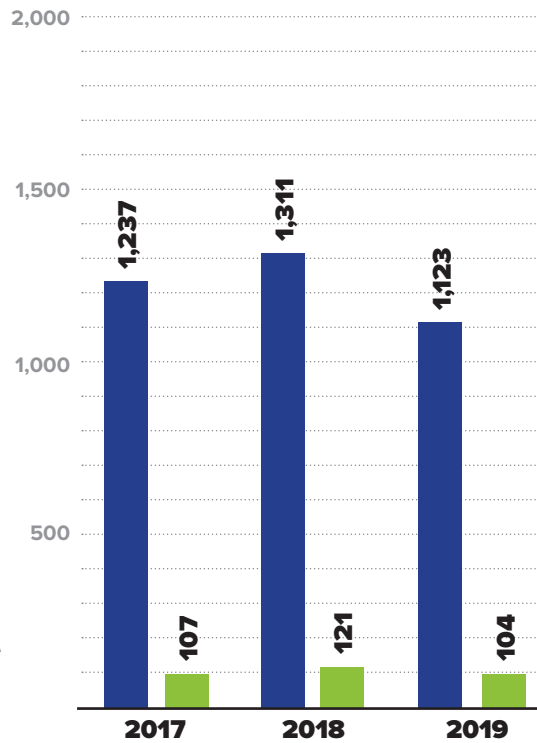
2019 REPORTS OF CHILD ABUSE

1,123

■ TOTAL REPORTS

104

■ SUBSTANTIATED REPORTS



NOTE: CPS and GPS data reported were investigated and substantiated by the CCYA and may vary from statewide data which include both CCYA and OCYF Regional Office investigations.

SUBSTANTIATED REPORTS BY SEX OF VICTIM

FEMALE

72

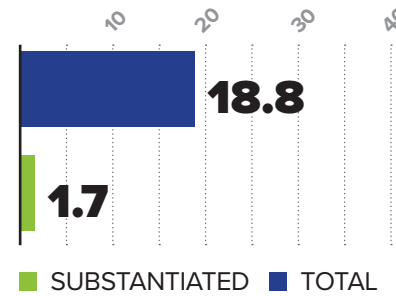
69.2%

MALE

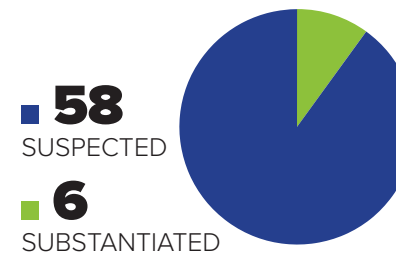
32

30.8%

CHILD ABUSE REPORTS PER 1,000 CHILDREN



CASES OF REPEAT ABUSE SUBSTANTIATED REPORTS



\$4,960,338

EXPENDITURES CHILD ABUSE INVESTIGATIONS AND GENERAL PROTECTIVE SERVICES ASSESSMENTS



NOTE: Expenditures include only state funding.

2019 FATALITIES

1/51 MALE **1** FEMALE **0**

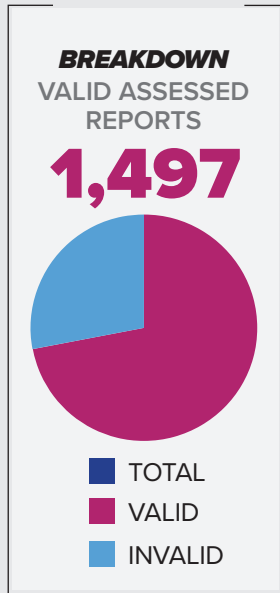
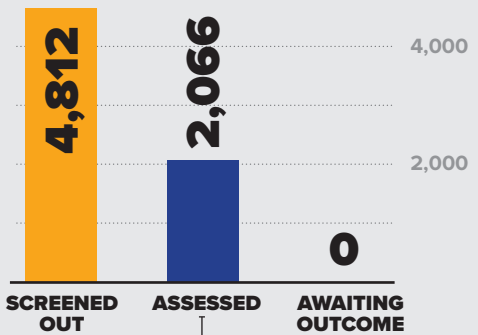
2019 NEAR FATALITIES

2/93 MALE **1** FEMALE **1**

2019 REPORTS OF GENERAL PROTECTIVE SERVICES

6,878

TOTAL REPORTS



NUMBER OF CHILDREN ASSESSED

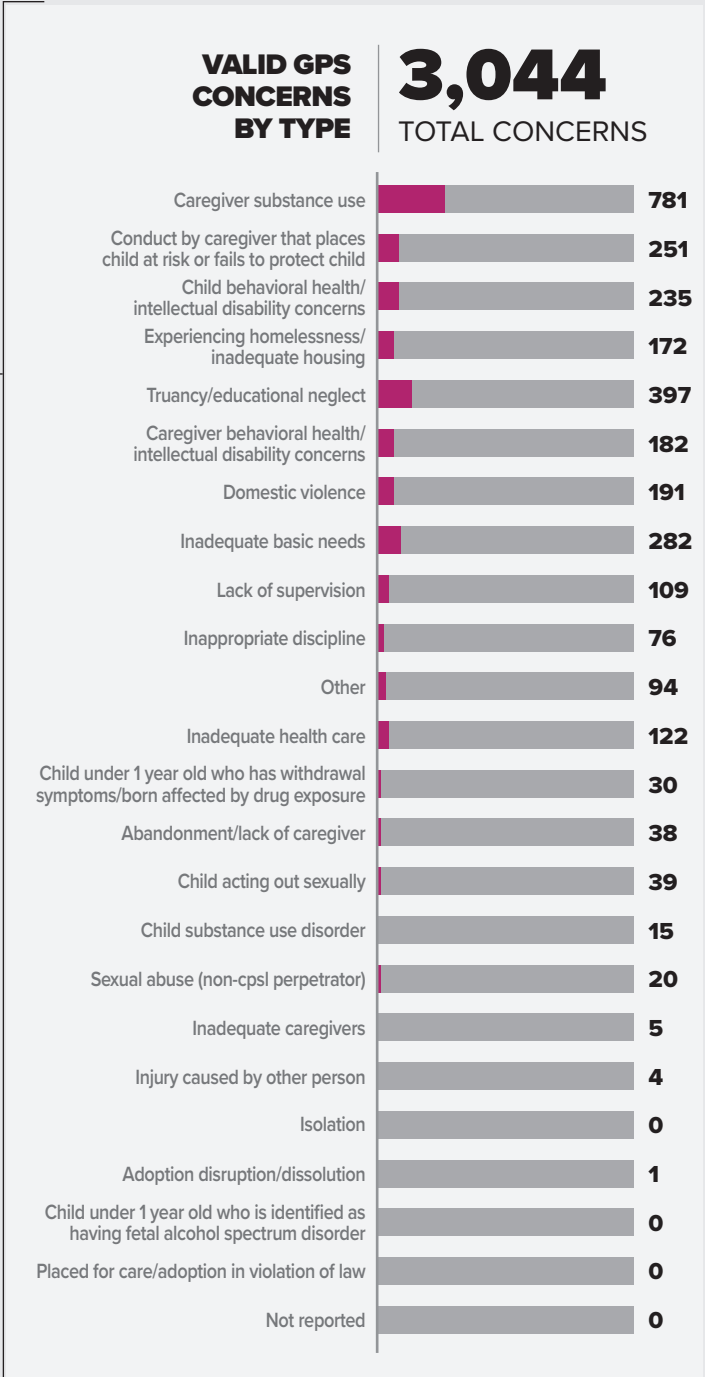
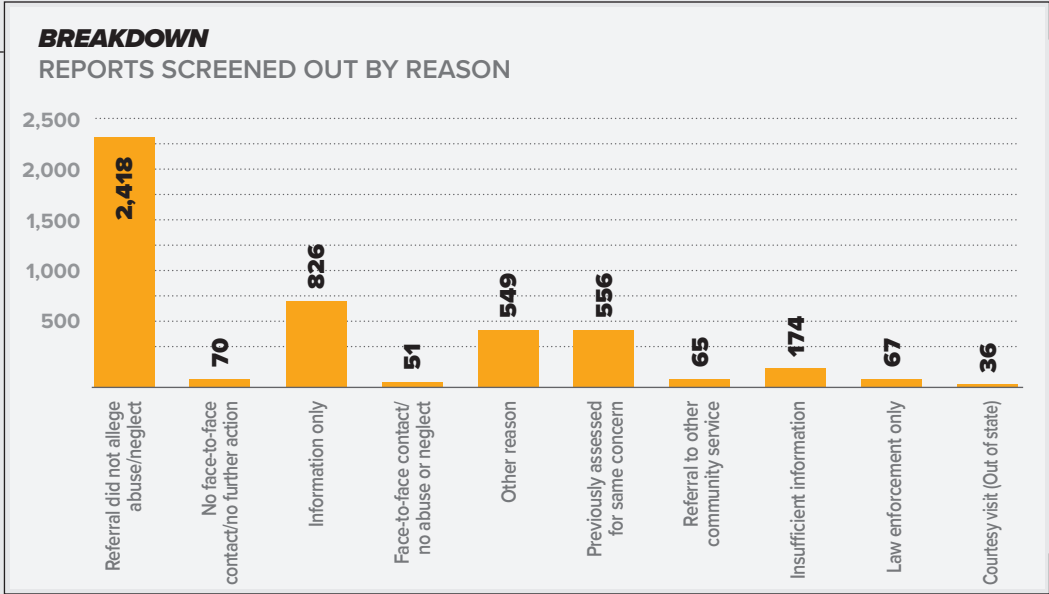
4,303
TOTAL

2,485
VALID

CHILDREN ASSESSED PER 1,000 CHILDREN

71.9
TOTAL

41.5
VALID



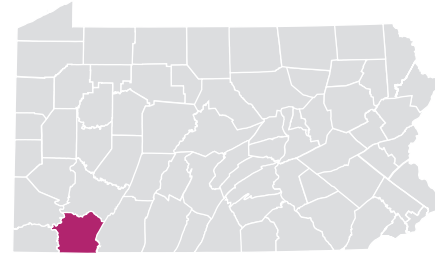
ERIE COUNTY

NOTES: A report may have more than one concern for each report; therefore, the total number of concerns will be greater than the total number of reports. In some reports, more than one child was assessed with valid concerns; therefore, the number of children assessed exceeds the number of valid assessed reports.

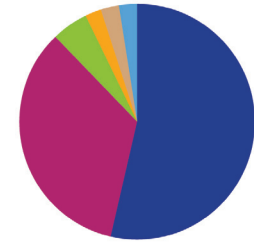


FAYETTE COUNTY

RURAL // POPULATION • 132,289 / POPULATION UNDER 18 • 25,561



TYPES OF ALLEGATIONS SUBSTANTIATED REPORTS



41 TOTAL ALLEGATIONS

- 22** (53.7%) Sexual abuse
- 14** (34.1%) Physical abuse/bodily injury
- 2** (4.9%) Serious physical neglect
- 1** (2.4%) Reasonable likelihood of bodily injury
- 1** (2.4%) Engaging in per se acts
- 1** (2.4%) Likelihood of sexual abuse/exploitation
- 0** (0.0%) Serious mental injury
- 0** (0.0%) Severe form of trafficking in persons or sex trafficking
- 0** (0.0%) Munchausen Syndrome By Proxy/medical abuse

NOTES: A report may have more than one allegation for each report; therefore, the total number of allegations will be greater than the total number of reports.

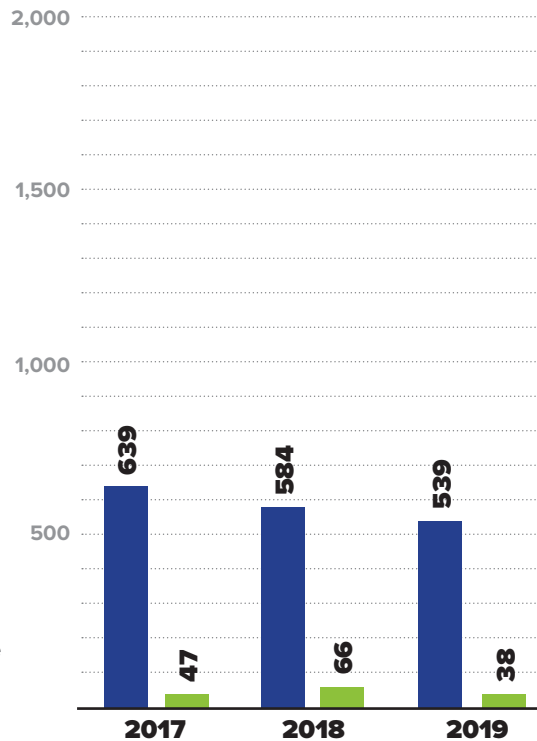
2019 REPORTS OF CHILD ABUSE

539

■ TOTAL REPORTS

38

■ SUBSTANTIATED REPORTS



NOTE: CPS and GPS data reported were investigated and substantiated by the CCYA and may vary from statewide data which include both CCYA and OCYF Regional Office investigations.

SUBSTANTIATED REPORTS BY SEX OF VICTIM

FEMALE

24

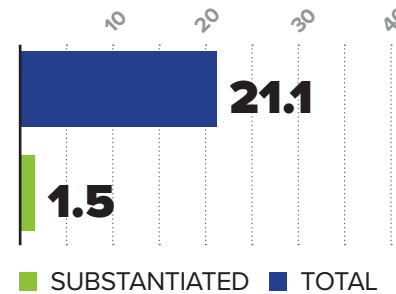
63.2%

MALE

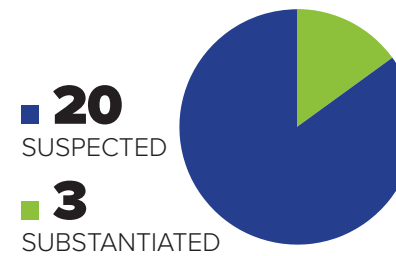
14

36.8%

CHILD ABUSE REPORTS PER 1,000 CHILDREN



CASES OF REPEAT ABUSE SUBSTANTIATED REPORTS



\$1,530,137

EXPENDITURES CHILD ABUSE INVESTIGATIONS AND GENERAL PROTECTIVE SERVICES ASSESSMENTS



NOTE: Expenditures include only state funding.

2019 FATALITIES

0/51 MALE FEMALE

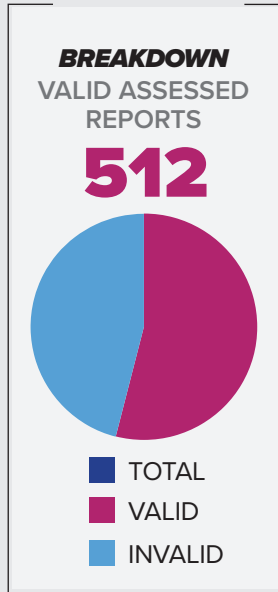
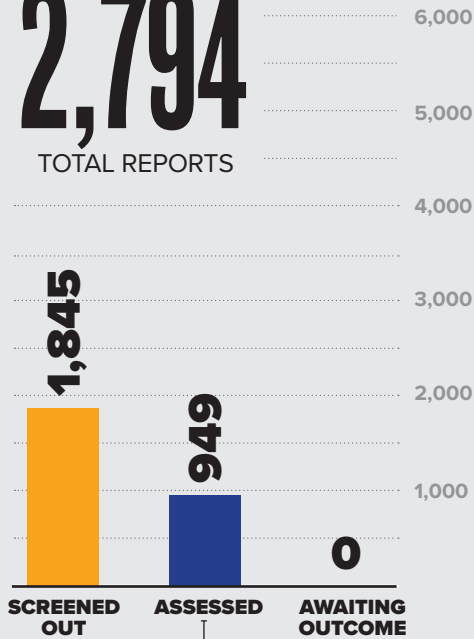
2019 NEAR FATALITIES

0/93 MALE FEMALE

2019 REPORTS OF GENERAL PROTECTIVE SERVICES

2,794

TOTAL REPORTS



NUMBER OF CHILDREN ASSESSED

1,526

TOTAL

811

VALID

CHILDREN ASSESSED PER 1,000 CHILDREN

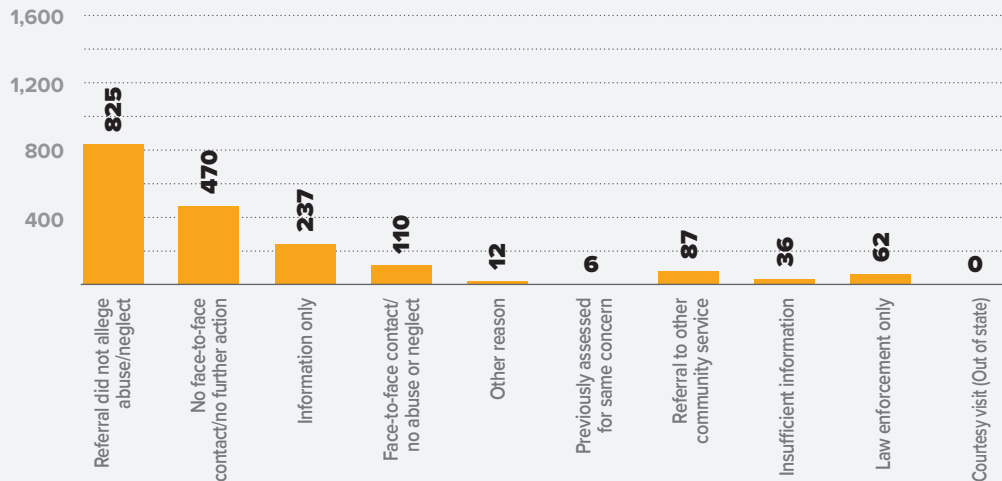
59.7

TOTAL

31.7

VALID

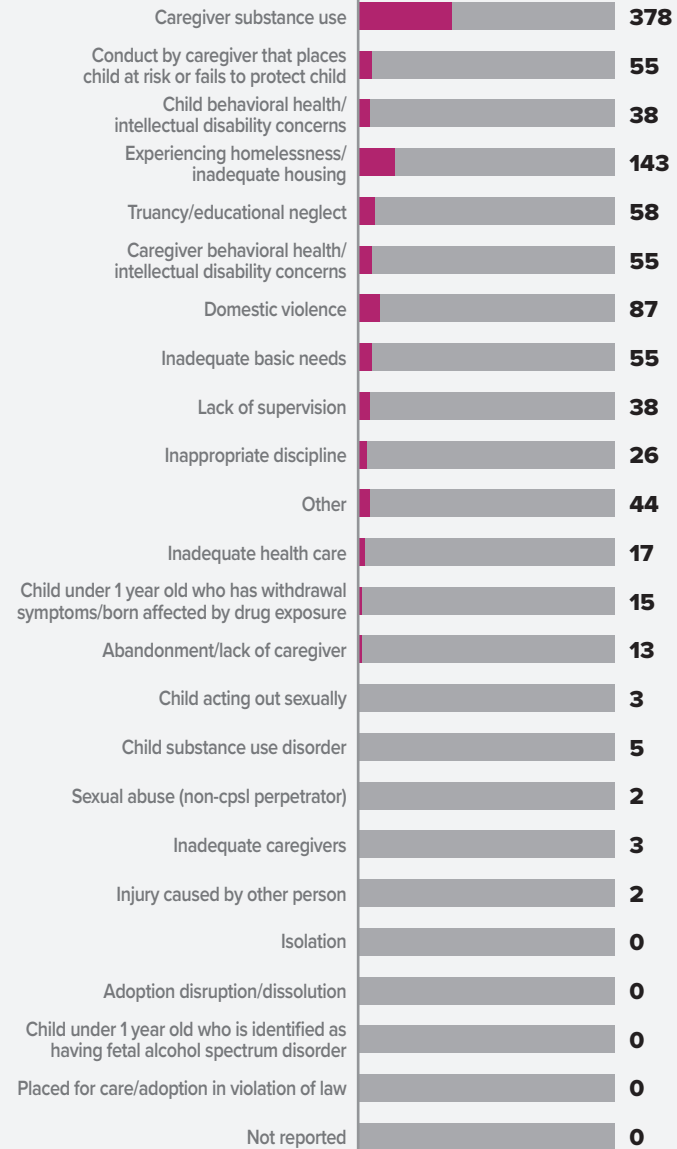
BREAKDOWN REPORTS SCREENED OUT BY REASON



VALID GPS CONCERNS BY TYPE

1,037

TOTAL CONCERNS



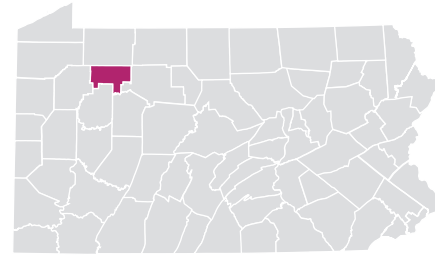
FAYETTE COUNTY

NOTES: A report may have more than one concern for each report; therefore, the total number of concerns will be greater than the total number of reports. In some reports, more than one child was assessed with valid concerns; therefore, the number of children assessed exceeds the number of valid assessed reports.

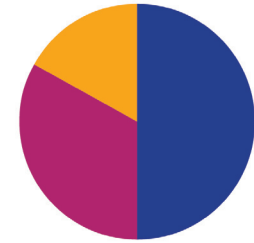


FOREST COUNTY

RURAL // POPULATION • 7,351 / POPULATION UNDER 18 • 748



TYPES OF ALLEGATIONS SUBSTANTIATED REPORTS



6 TOTAL ALLEGATIONS

- **3** (50.0%) Sexual abuse
- **2** (33.3%) Physical abuse/bodily injury
- **0** (0.0%) Serious physical neglect
- **1** (16.7%) Reasonable likelihood of bodily injury
- **0** (0.0%) Engaging in per se acts
- **0** (0.0%) Likelihood of sexual abuse/exploitation
- **0** (0.0%) Serious mental injury
- **0** (0.0%) Severe form of trafficking in persons or sex trafficking
- **0** (0.0%) Munchausen Syndrome By Proxy/medical abuse

NOTES: A report may have more than one allegation for each report; therefore, the total number of allegations will be greater than the total number of reports.

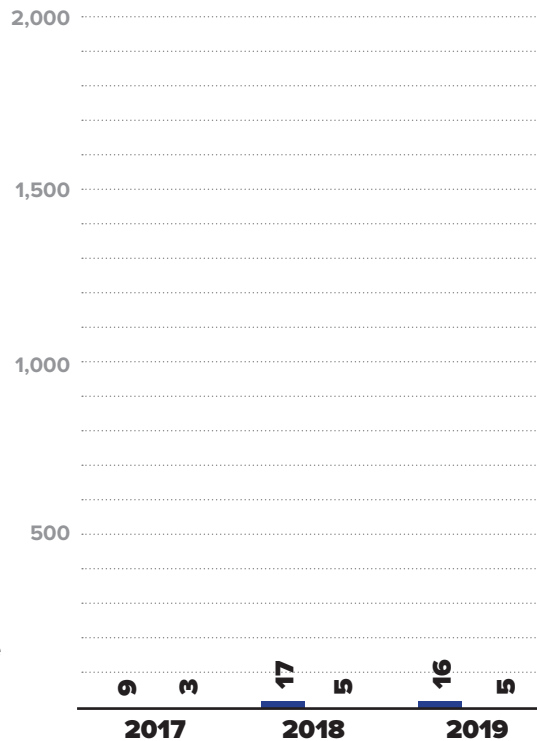
2019 REPORTS OF CHILD ABUSE

16

■ TOTAL REPORTS

5

■ SUBSTANTIATED REPORTS



NOTE: CPS and GPS data reported were investigated and substantiated by the CCYA and may vary from statewide data which include both CCYA and OCYF Regional Office investigations.

SUBSTANTIATED REPORTS BY SEX OF VICTIM

FEMALE

4

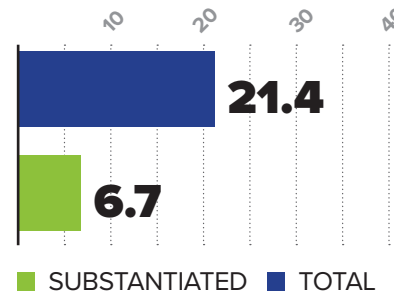
80.0%

MALE

1

20.0%

CHILD ABUSE REPORTS PER 1,000 CHILDREN



CASES OF REPEAT ABUSE SUBSTANTIATED REPORTS

■ **0** SUSPECTED

■ **0** SUBSTANTIATED

\$285,738

EXPENDITURES CHILD ABUSE INVESTIGATIONS AND GENERAL PROTECTIVE SERVICES ASSESSMENTS



NOTE: Expenditures include only state funding.

2019 FATALITIES

0/51 MALE FEMALE

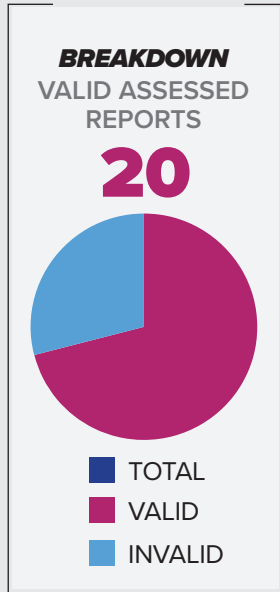
2019 NEAR FATALITIES

0/93 MALE FEMALE

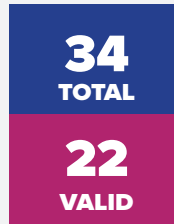
2019 REPORTS OF GENERAL PROTECTIVE SERVICES

59

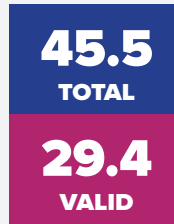
TOTAL REPORTS



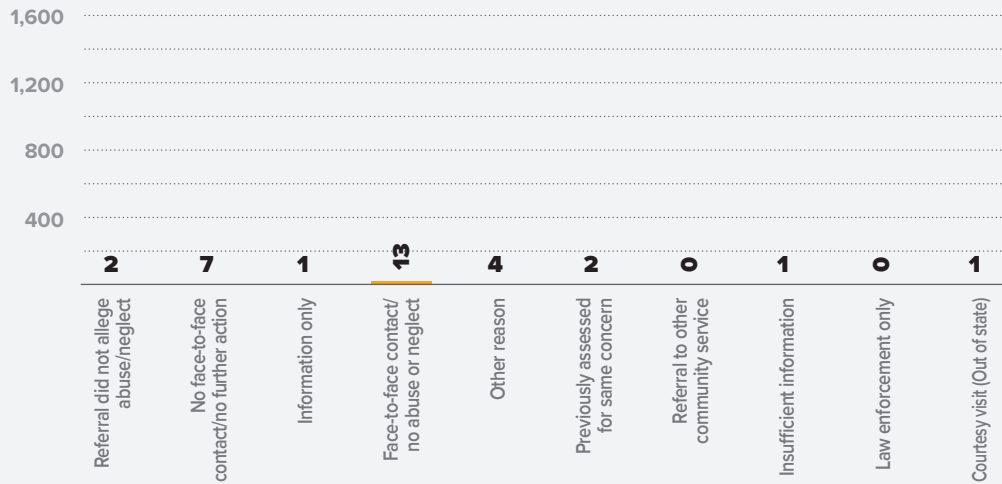
NUMBER OF CHILDREN ASSESSED



CHILDREN ASSESSED PER 1,000 CHILDREN



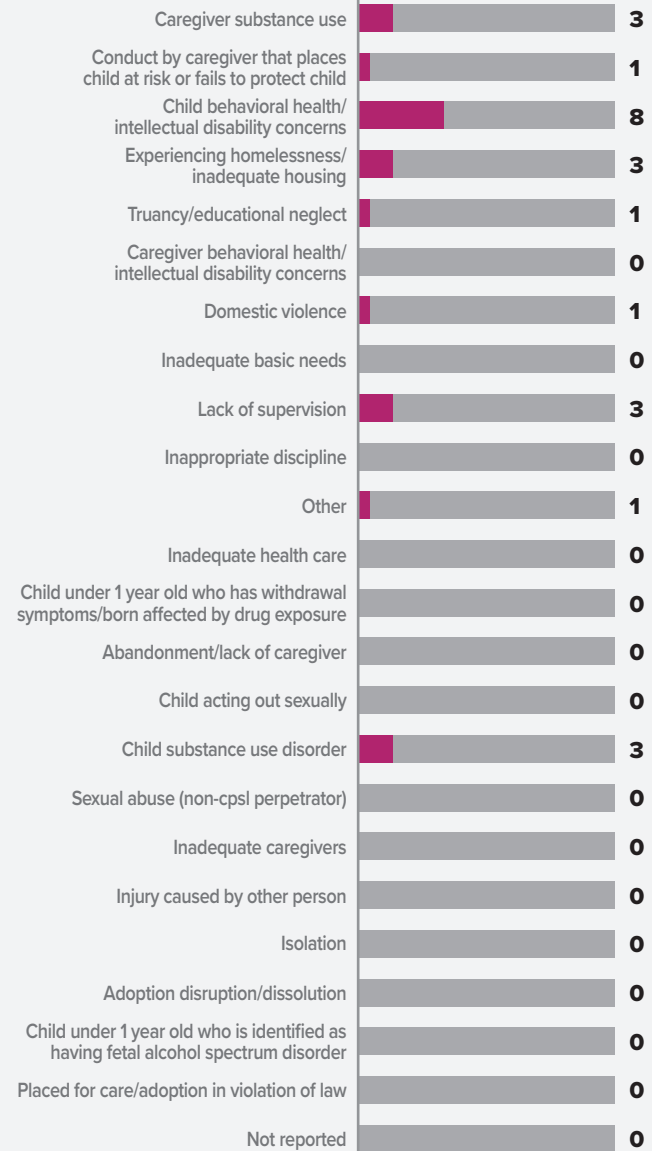
BREAKDOWN REPORTS SCREENED OUT BY REASON



VALID GPS CONCERNS BY TYPE

24

TOTAL CONCERNS

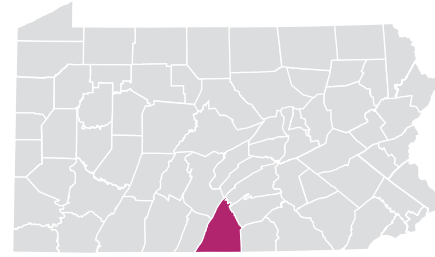


FOREST COUNTY

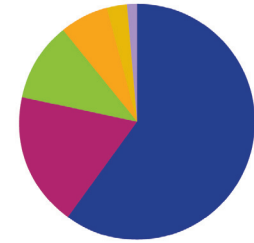
NOTES: A report may have more than one concern for each report; therefore, the total number of concerns will be greater than the total number of reports. In some reports, more than one child was assessed with valid concerns; therefore, the number of children assessed exceeds the number of valid assessed reports.

FRANKLIN COUNTY

RURAL // POPULATION • 153,751 / POPULATION UNDER 18 • 34,814



TYPES OF ALLEGATIONS SUBSTANTIATED REPORTS



75 TOTAL ALLEGATIONS

- 45** (60.0%) Sexual abuse
- 14** (18.7%) Physical abuse/bodily injury
- 8** (10.7%) Serious physical neglect
- 5** (6.7%) Reasonable likelihood of bodily injury
- 0** (0.0%) Engaging in per se acts
- 0** (0.0%) Likelihood of sexual abuse/exploitation
- 2** (2.7%) Serious mental injury
- 1** (1.3%) Severe form of trafficking in persons or sex trafficking
- 0** (0.0%) Munchausen Syndrome By Proxy/medical abuse

NOTES: A report may have more than one allegation for each report; therefore, the total number of allegations will be greater than the total number of reports.

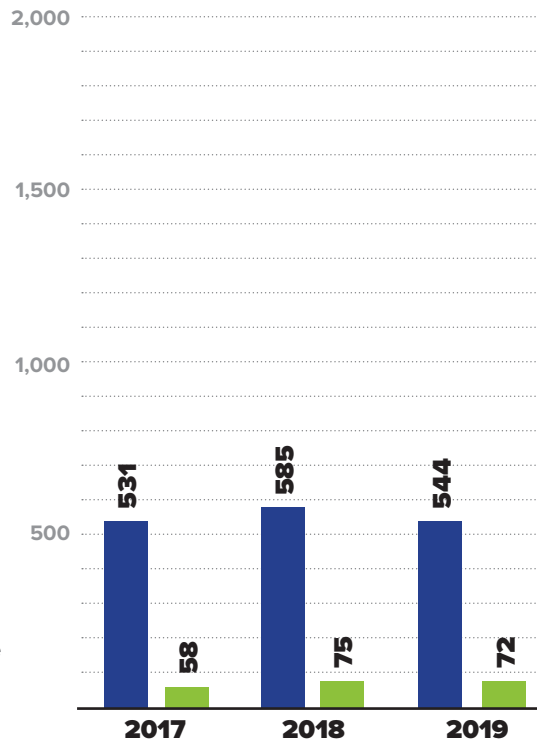
2019 REPORTS OF CHILD ABUSE

544

■ TOTAL REPORTS

72

■ SUBSTANTIATED REPORTS



NOTE: CPS and GPS data reported were investigated and substantiated by the CCYA and may vary from statewide data which include both CCYA and OCYF Regional Office investigations.

SUBSTANTIATED REPORTS BY SEX OF VICTIM

FEMALE

55

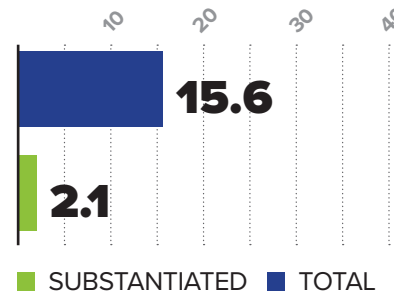
76.4%

MALE

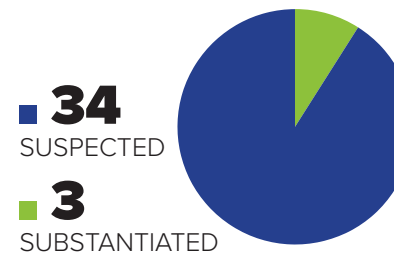
17

23.6%

CHILD ABUSE REPORTS PER 1,000 CHILDREN



CASES OF REPEAT ABUSE SUBSTANTIATED REPORTS



\$1,761,789

EXPENDITURES CHILD ABUSE INVESTIGATIONS AND GENERAL PROTECTIVE SERVICES ASSESSMENTS



NOTE: Expenditures include only state funding.

2019 FATALITIES

1/51 MALE 0 FEMALE 1

2019 NEAR FATALITIES

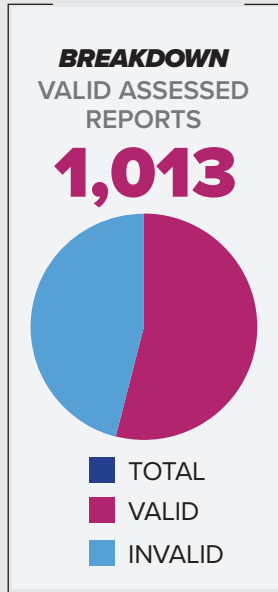
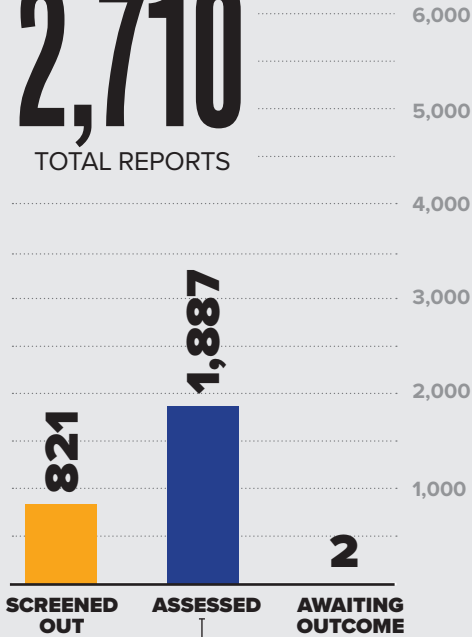
1/93 MALE 1 FEMALE 0



2019 REPORTS OF GENERAL PROTECTIVE SERVICES

2,710

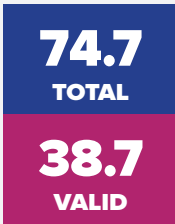
TOTAL REPORTS



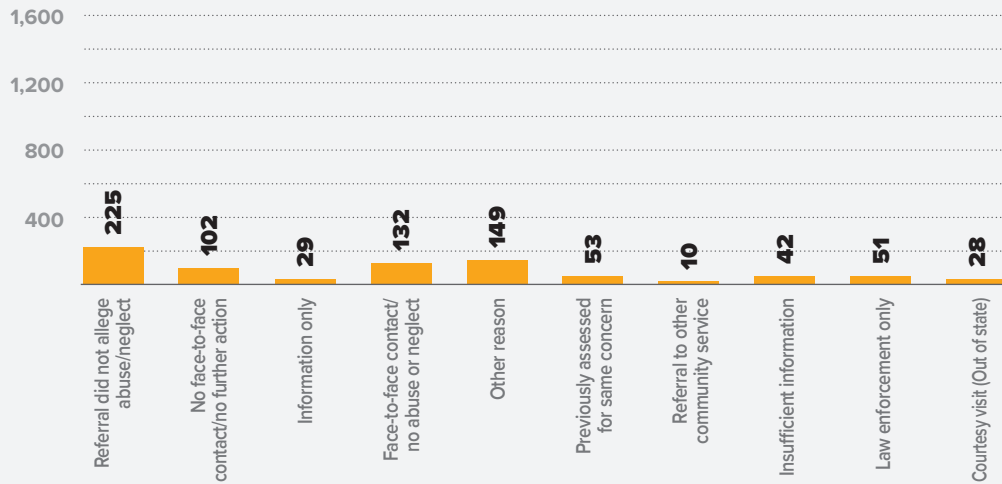
NUMBER OF CHILDREN ASSESSED



CHILDREN ASSESSED PER 1,000 CHILDREN



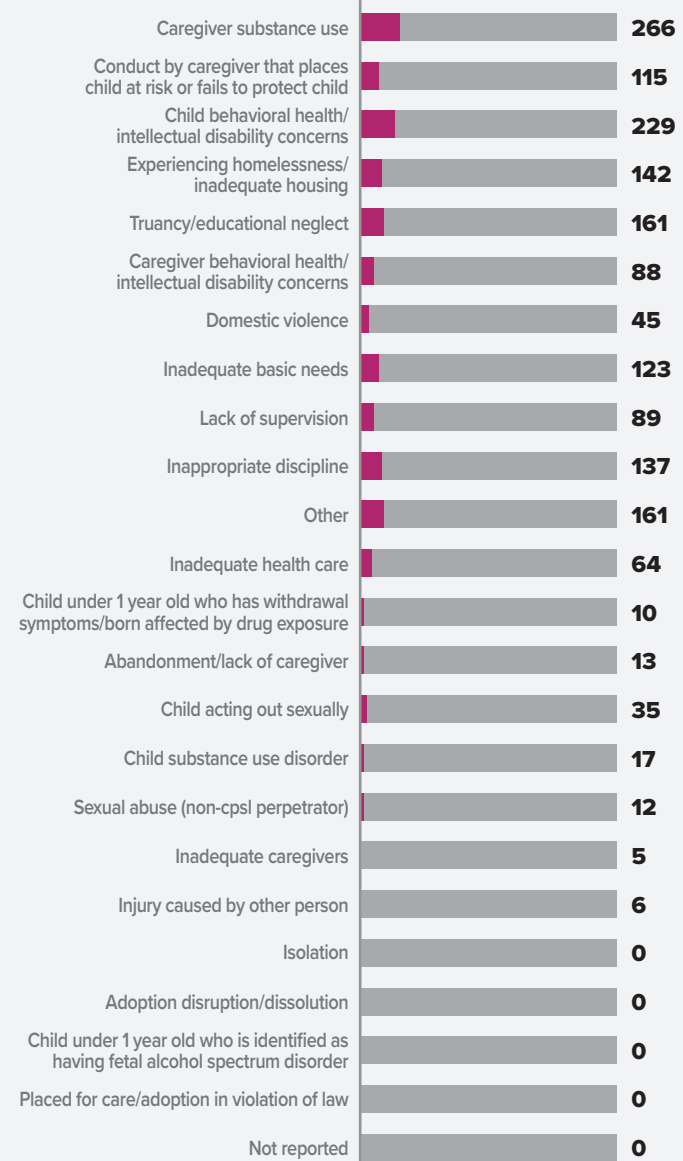
BREAKDOWN REPORTS SCREENED OUT BY REASON



VALID GPS CONCERNS BY TYPE

1,718

TOTAL CONCERNS



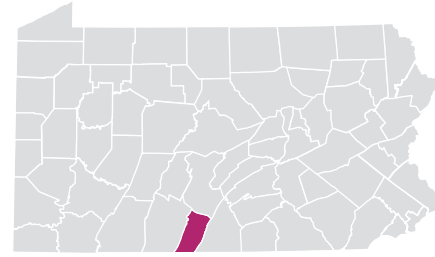
FRANKLIN COUNTY

NOTES: A report may have more than one concern for each report; therefore, the total number of concerns will be greater than the total number of reports. In some reports, more than one child was assessed with valid concerns; therefore, the number of children assessed exceeds the number of valid assessed reports.

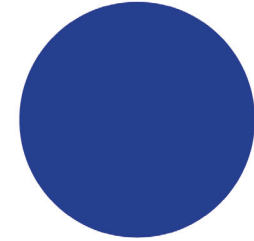


FULTON COUNTY

RURAL // POPULATION • 14,506 / POPULATION UNDER 18 • 2,948



TYPES OF ALLEGATIONS SUBSTANTIATED REPORTS



8 TOTAL ALLEGATIONS

- **8** (100.0%) Sexual abuse
- **0** (0.0%) Physical abuse/bodily injury
- **0** (0.0%) Serious physical neglect
- **0** (0.0%) Reasonable likelihood of bodily injury
- **0** (0.0%) Engaging in per se acts
- **0** (0.0%) Likelihood of sexual abuse/exploitation
- **0** (0.0%) Serious mental injury
- **0** (0.0%) Severe form of trafficking in persons or sex trafficking
- **0** (0.0%) Munchausen Syndrome By Proxy/medical abuse

NOTES: A report may have more than one allegation for each report; therefore, the total number of allegations will be greater than the total number of reports.

2019 REPORTS OF CHILD ABUSE

62

■ TOTAL REPORTS

8

■ SUBSTANTIATED REPORTS



NOTE: CPS and GPS data reported were investigated and substantiated by the CCYA and may vary from statewide data which include both CCYA and OCYF Regional Office investigations.

SUBSTANTIATED REPORTS BY SEX OF VICTIM

FEMALE

8

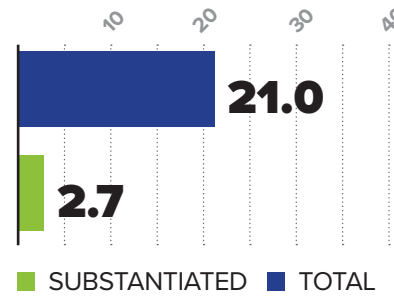
100.0%

MALE

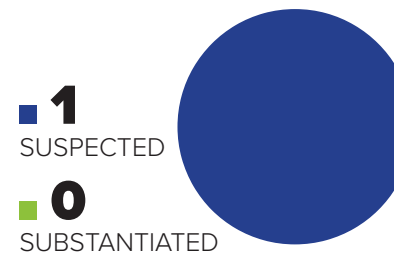
0

0.0%

CHILD ABUSE REPORTS PER 1,000 CHILDREN



CASES OF REPEAT ABUSE SUBSTANTIATED REPORTS



\$248,795

EXPENDITURES CHILD ABUSE INVESTIGATIONS AND GENERAL PROTECTIVE SERVICES ASSESSMENTS



NOTE: Expenditures include only state funding.

2019 FATALITIES

0/51 MALE FEMALE

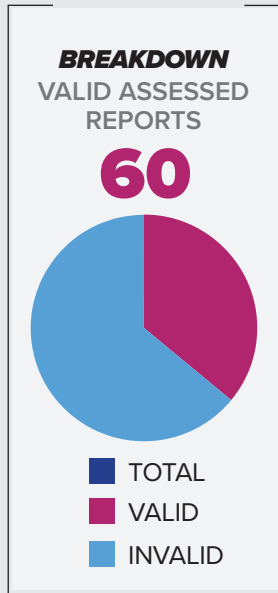
2019 NEAR FATALITIES

0/93 MALE FEMALE

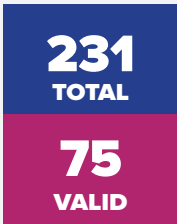
2019 REPORTS OF GENERAL PROTECTIVE SERVICES

227

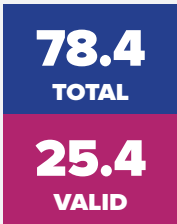
TOTAL REPORTS



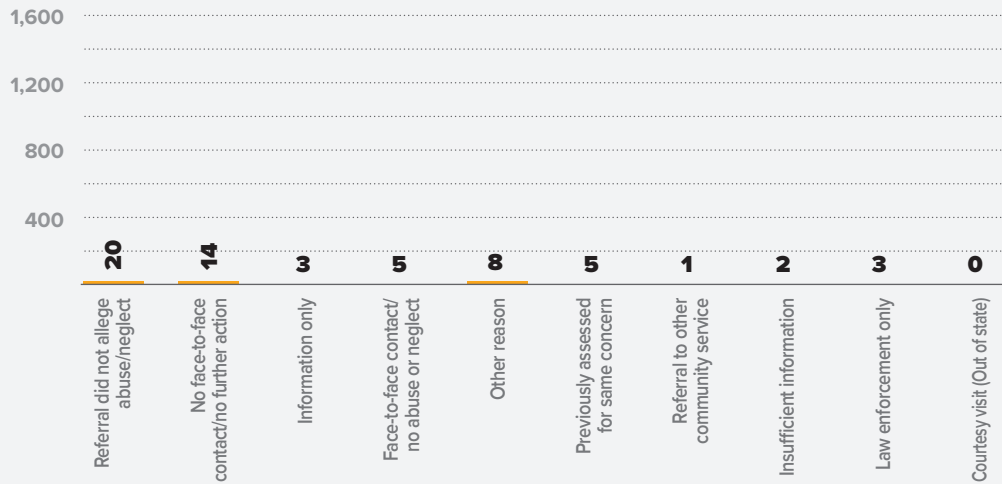
NUMBER OF CHILDREN ASSESSED



CHILDREN ASSESSED PER 1,000 CHILDREN

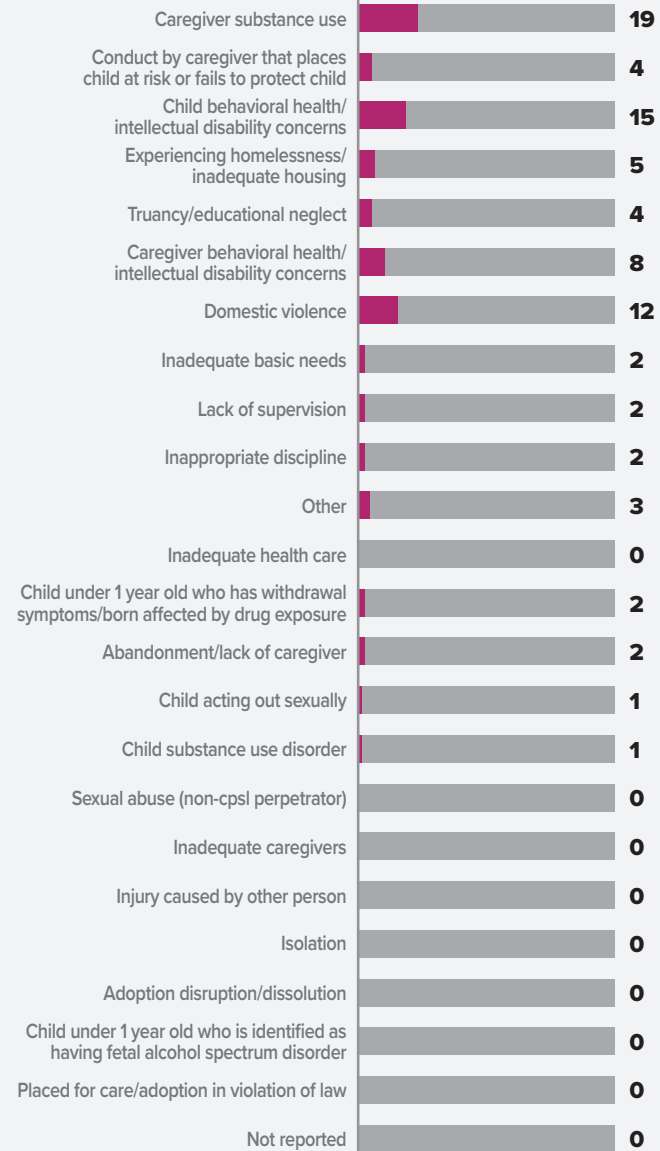


BREAKDOWN REPORTS SCREENED OUT BY REASON



VALID GPS CONCERNS BY TYPE

82
TOTAL CONCERNS



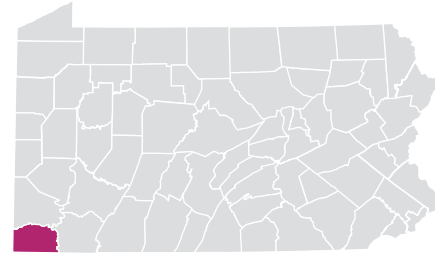
FULTON COUNTY

NOTES: A report may have more than one concern for each report; therefore, the total number of concerns will be greater than the total number of reports. In some reports, more than one child was assessed with valid concerns; therefore, the number of children assessed exceeds the number of valid assessed reports.



GREENE COUNTY

RURAL // POPULATION • 37,144 / POPULATION UNDER 18 • 7,179



TYPES OF ALLEGATIONS SUBSTANTIATED REPORTS



32 TOTAL ALLEGATIONS

- **3** (9.4%) Sexual abuse
- **8** (25.0%) Physical abuse/bodily injury
- **10** (31.3%) Serious physical neglect
- **5** (15.6%) Reasonable likelihood of bodily injury
- **0** (0.0%) Engaging in per se acts
- **6** (18.8%) Likelihood of sexual abuse/exploitation
- **0** (0.0%) Serious mental injury
- **0** (0.0%) Severe form of trafficking in persons or sex trafficking
- **0** (0.0%) Munchausen Syndrome By Proxy/medical abuse

NOTES: A report may have more than one allegation for each report; therefore, the total number of allegations will be greater than the total number of reports.

2019 REPORTS OF CHILD ABUSE

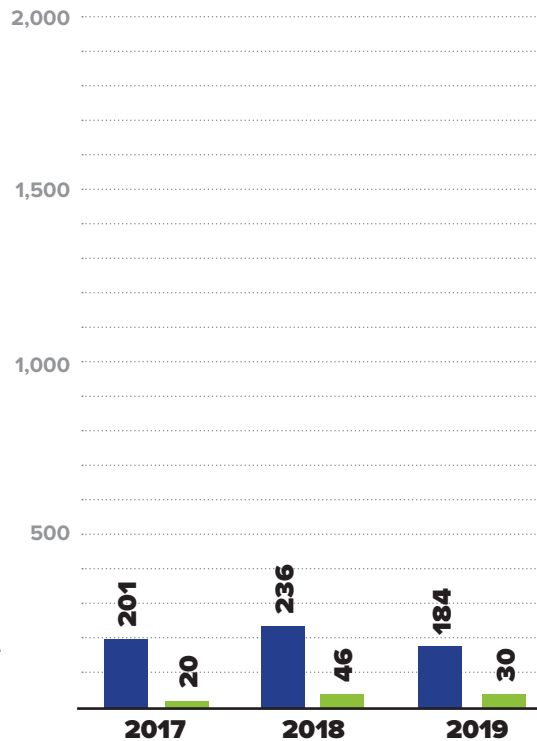
184

■ TOTAL REPORTS

30

■ SUBSTANTIATED REPORTS

NOTE: CPS and GPS data reported were investigated and substantiated by the CCYA and may vary from statewide data which include both CCYA and OCYF Regional Office investigations.



SUBSTANTIATED REPORTS BY SEX OF VICTIM

FEMALE

11

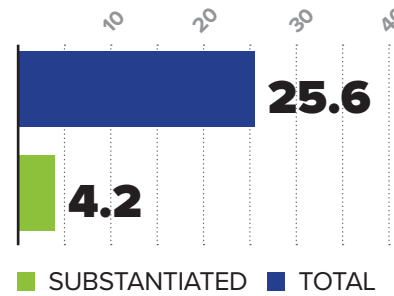
36.7%

MALE

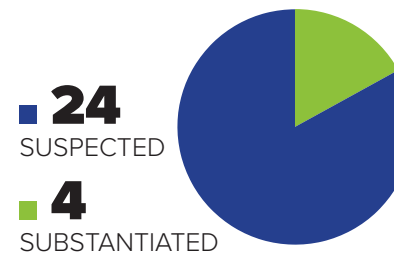
19

63.3%

CHILD ABUSE REPORTS PER 1,000 CHILDREN



CASES OF REPEAT ABUSE SUBSTANTIATED REPORTS



\$876,865

EXPENDITURES CHILD ABUSE INVESTIGATIONS AND GENERAL PROTECTIVE SERVICES ASSESSMENTS



NOTE: Expenditures include only state funding.

2019 FATALITIES

0/51 MALE FEMALE

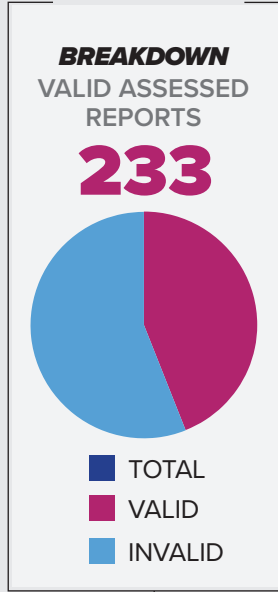
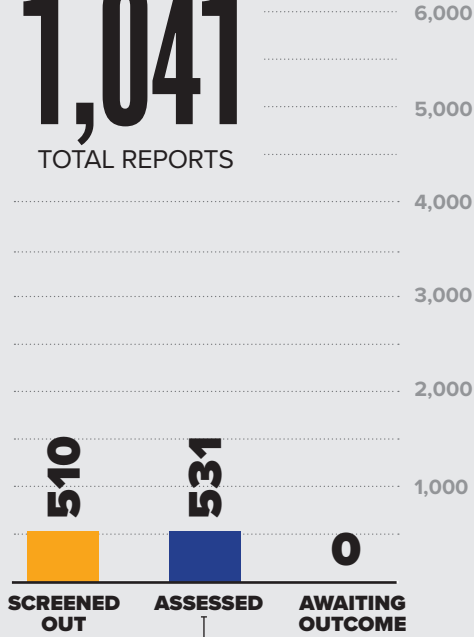
2019 NEAR FATALITIES

0/93 MALE FEMALE

2019 REPORTS OF GENERAL PROTECTIVE SERVICES

1,041

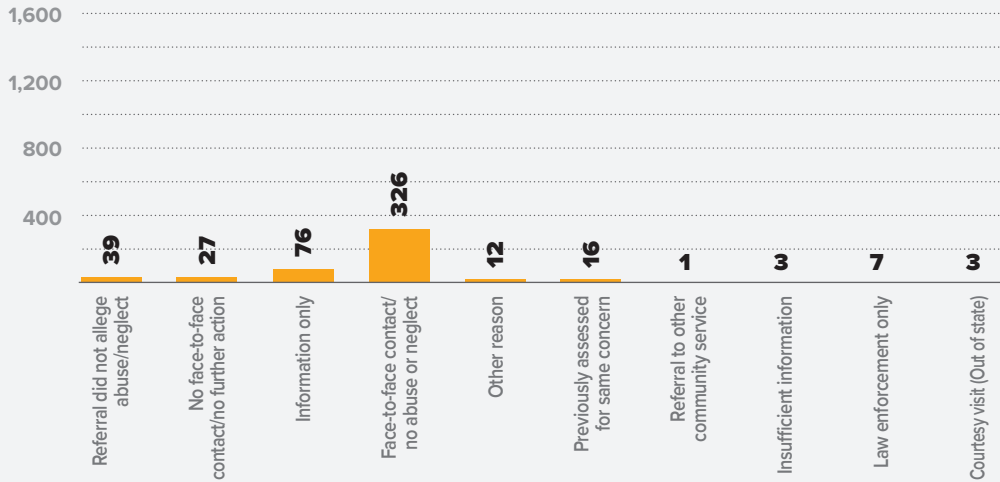
TOTAL REPORTS



NUMBER OF CHILDREN ASSESSED



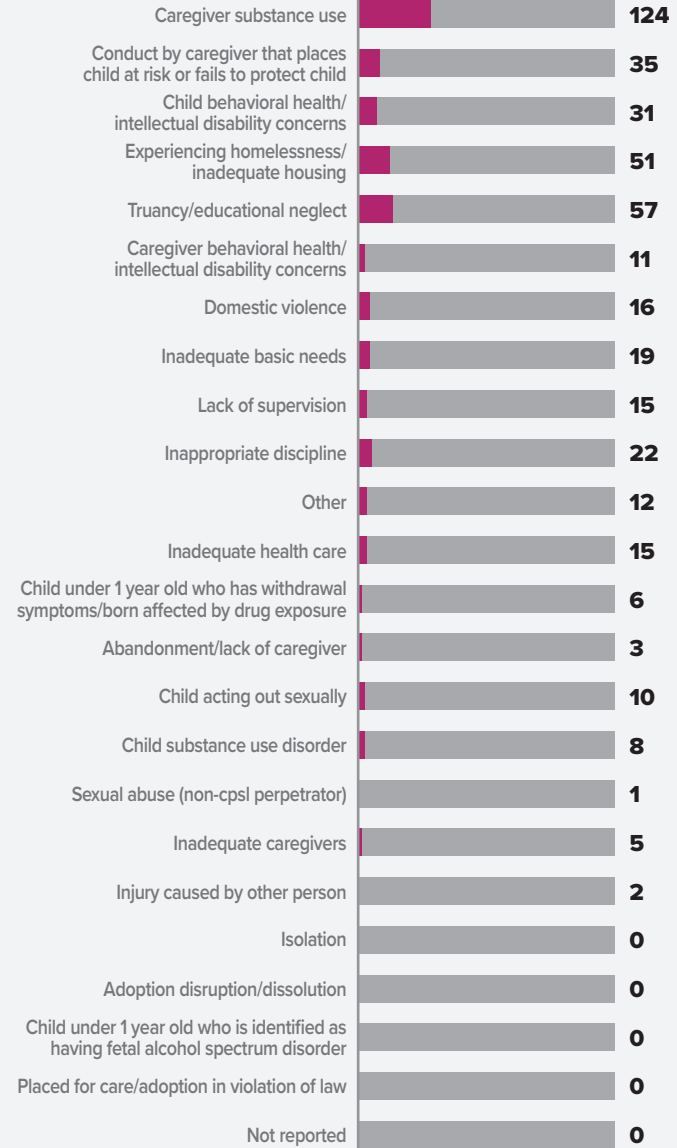
BREAKDOWN REPORTS SCREENED OUT BY REASON



VALID GPS CONCERNS BY TYPE

443

TOTAL CONCERNS



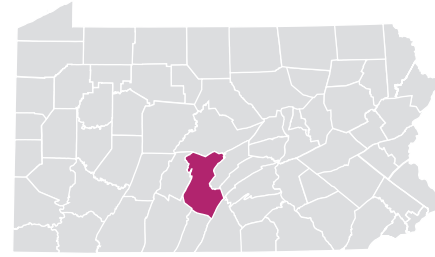
GREENE COUNTY

NOTES: A report may have more than one concern for each report; therefore, the total number of concerns will be greater than the total number of reports. In some reports, more than one child was assessed with valid concerns; therefore, the number of children assessed exceeds the number of valid assessed reports.

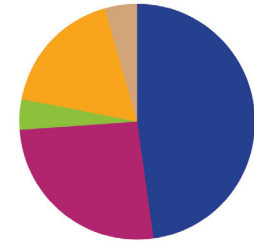


HUNTINGDON COUNTY

RURAL // POPULATION • 45,421 / POPULATION UNDER 18 • 8,390



TYPES OF ALLEGATIONS SUBSTANTIATED REPORTS



23 TOTAL ALLEGATIONS

- **11** (47.8%) Sexual abuse
- **6** (26.1%) Physical abuse/bodily injury
- **1** (4.3%) Serious physical neglect
- **4** (17.4%) Reasonable likelihood of bodily injury
- **1** (4.3%) Engaging in per se acts
- **0** (0.0%) Likelihood of sexual abuse/exploitation
- **0** (0.0%) Serious mental injury
- **0** (0.0%) Severe form of trafficking in persons or sex trafficking
- **0** (0.0%) Munchausen Syndrome By Proxy/medical abuse

NOTES: A report may have more than one allegation for each report; therefore, the total number of allegations will be greater than the total number of reports.

2019 REPORTS OF CHILD ABUSE

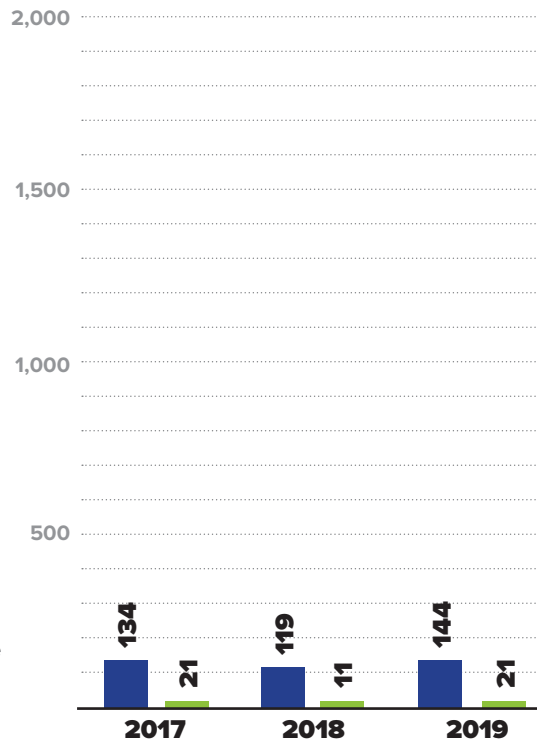
144

■ TOTAL REPORTS

21

■ SUBSTANTIATED REPORTS

NOTE: CPS and GPS data reported were investigated and substantiated by the CCYA and may vary from statewide data which include both CCYA and OCYF Regional Office investigations.



SUBSTANTIATED REPORTS BY SEX OF VICTIM

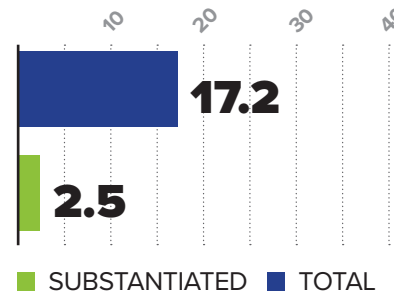
FEMALE

17
81.0%

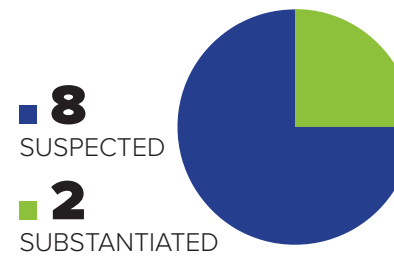
MALE

4
19.0%

CHILD ABUSE REPORTS PER 1,000 CHILDREN



CASES OF REPEAT ABUSE SUBSTANTIATED REPORTS



\$2,017,605

EXPENDITURES CHILD ABUSE INVESTIGATIONS AND GENERAL PROTECTIVE SERVICES ASSESSMENTS



NOTE: Expenditures include only state funding.

2019 FATALITIES

0/51 MALE FEMALE

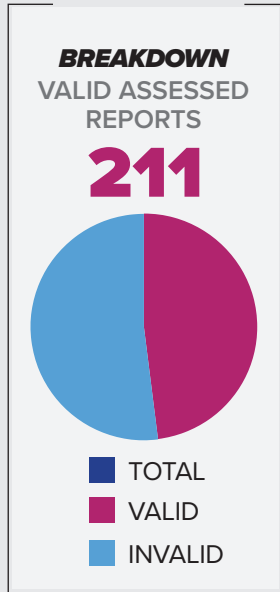
2019 NEAR FATALITIES

0/93 MALE FEMALE

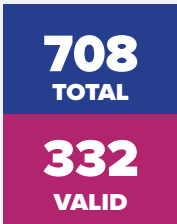
2019 REPORTS OF GENERAL PROTECTIVE SERVICES

696

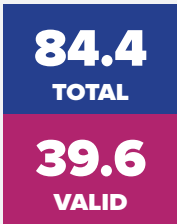
TOTAL REPORTS



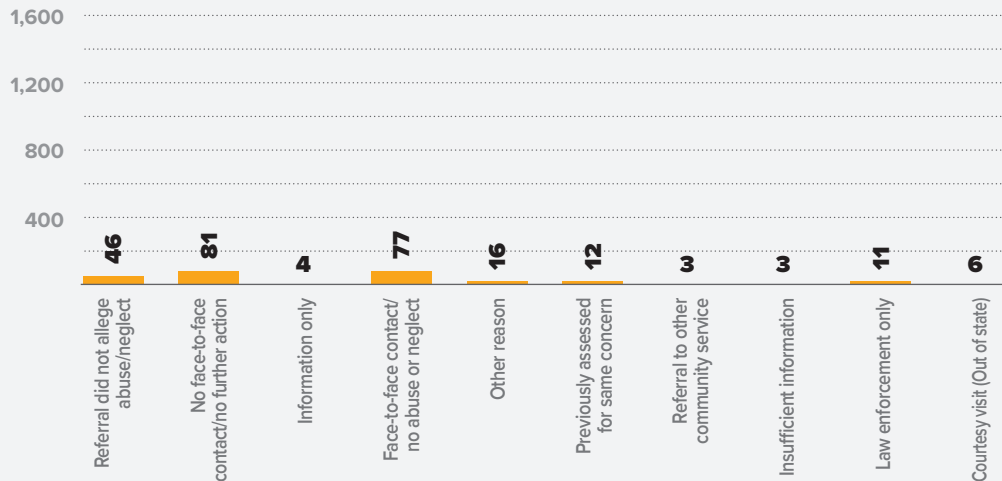
NUMBER OF CHILDREN ASSESSED



CHILDREN ASSESSED PER 1,000 CHILDREN



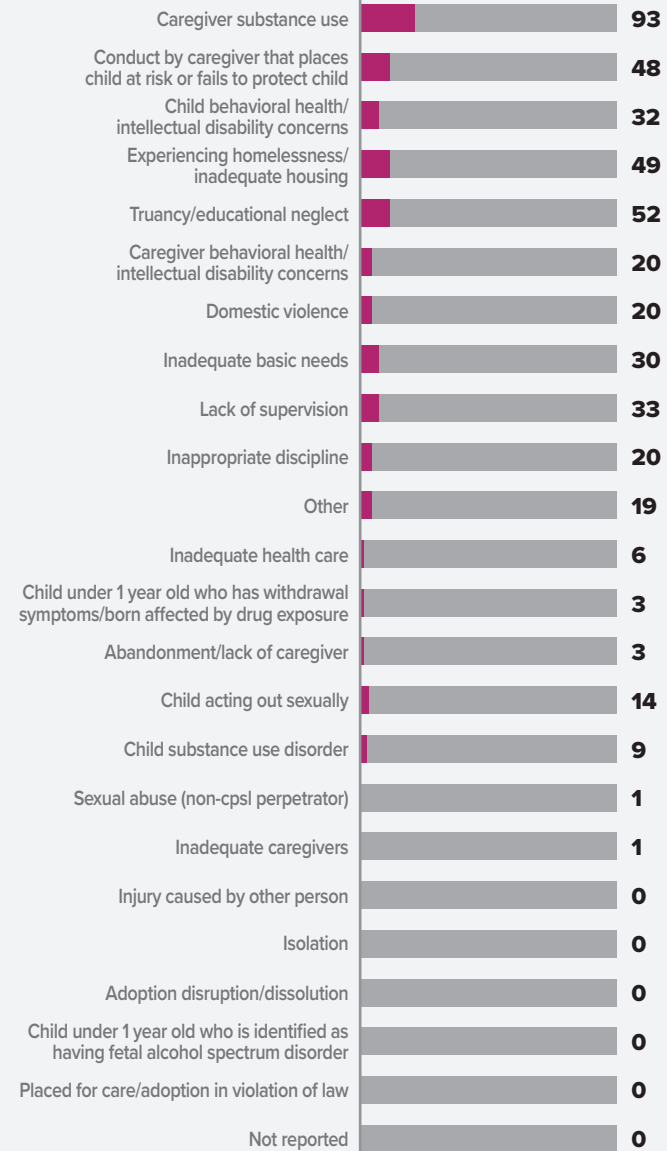
BREAKDOWN REPORTS SCREENED OUT BY REASON



VALID GPS CONCERNS BY TYPE

453

TOTAL CONCERNS



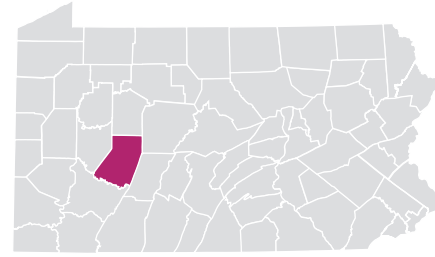
HUNTINGDON COUNTY

NOTES: A report may have more than one concern for each report; therefore, the total number of concerns will be greater than the total number of reports. In some reports, more than one child was assessed with valid concerns; therefore, the number of children assessed exceeds the number of valid assessed reports.

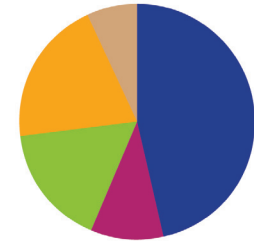


INDIANA COUNTY

RURAL // POPULATION • 85,755 / POPULATION UNDER 18 • 15,576



TYPES OF ALLEGATIONS SUBSTANTIATED REPORTS



30 TOTAL ALLEGATIONS

- 14** (46.7%) Sexual abuse
- 3** (10.0%) Physical abuse/bodily injury
- 5** (16.7%) Serious physical neglect
- 6** (20.0%) Reasonable likelihood of bodily injury
- 2** (6.7%) Engaging in per se acts
- 0** (0.0%) Likelihood of sexual abuse/exploitation
- 0** (0.0%) Serious mental injury
- 0** (0.0%) Severe form of trafficking in persons or sex trafficking
- 0** (0.0%) Munchausen Syndrome By Proxy/medical abuse

NOTES: A report may have more than one allegation for each report; therefore, the total number of allegations will be greater than the total number of reports.

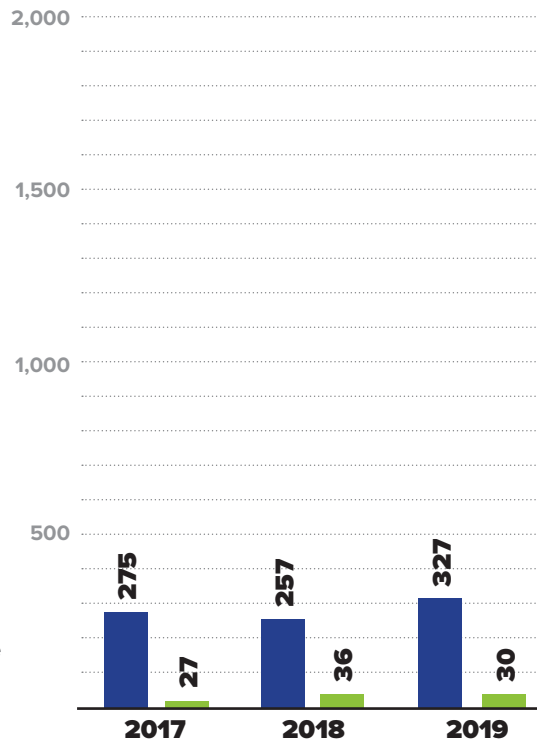
2019 REPORTS OF CHILD ABUSE

327

■ TOTAL REPORTS

30

■ SUBSTANTIATED REPORTS



NOTE: CPS and GPS data reported were investigated and substantiated by the CCYA and may vary from statewide data which include both CCYA and OCYF Regional Office investigations.

SUBSTANTIATED REPORTS BY SEX OF VICTIM

FEMALE

22

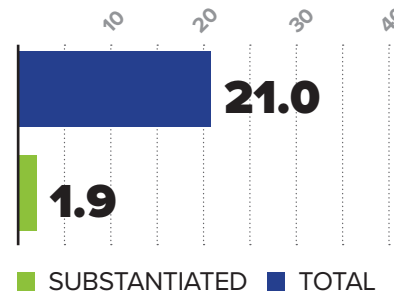
73.3%

MALE

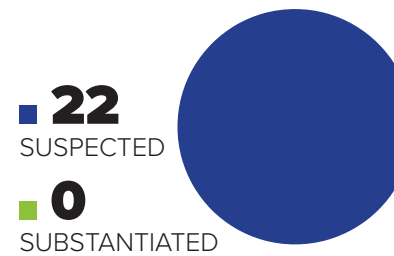
8

26.7%

CHILD ABUSE REPORTS PER 1,000 CHILDREN



CASES OF REPEAT ABUSE SUBSTANTIATED REPORTS



\$2,072,603

EXPENDITURES CHILD ABUSE INVESTIGATIONS AND GENERAL PROTECTIVE SERVICES ASSESSMENTS



NOTE: Expenditures include only state funding.

2019 FATALITIES

0/51 MALE FEMALE

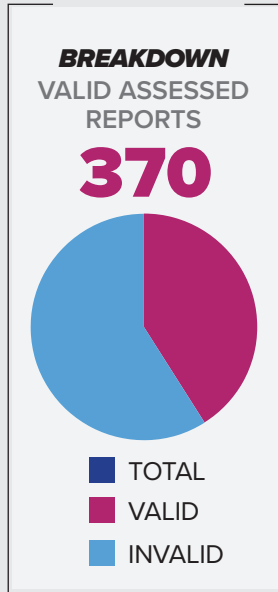
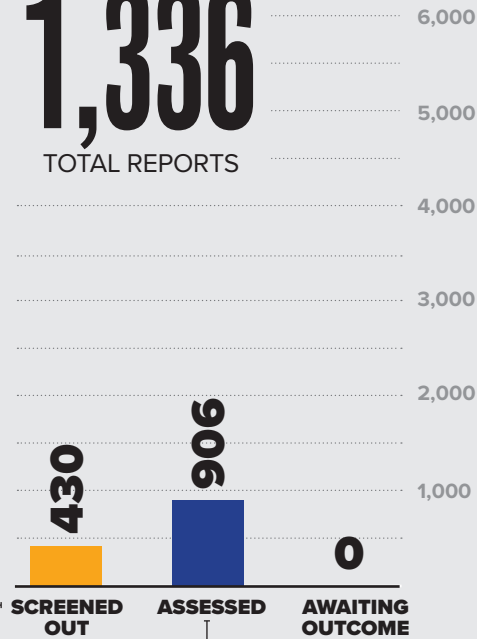
2019 NEAR FATALITIES

0/93 MALE FEMALE

2019 REPORTS OF GENERAL PROTECTIVE SERVICES

1,336

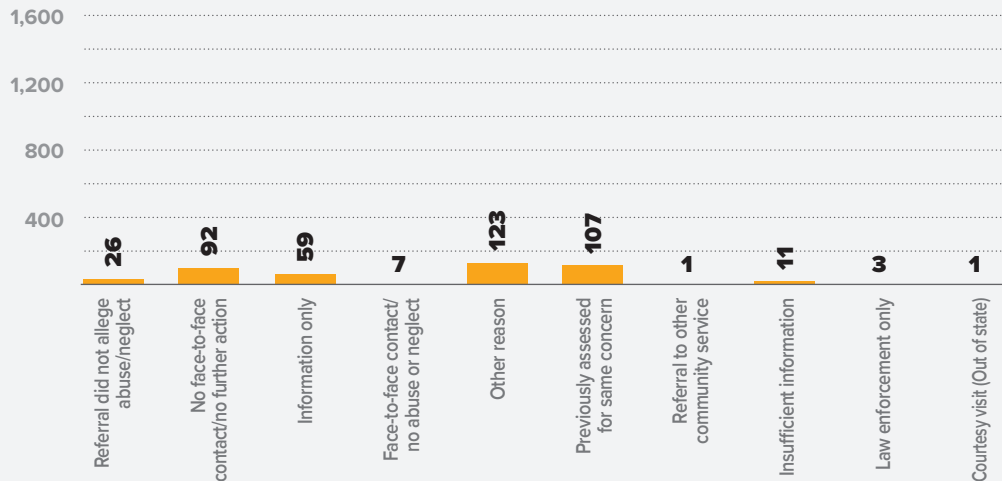
TOTAL REPORTS



NUMBER OF CHILDREN ASSESSED



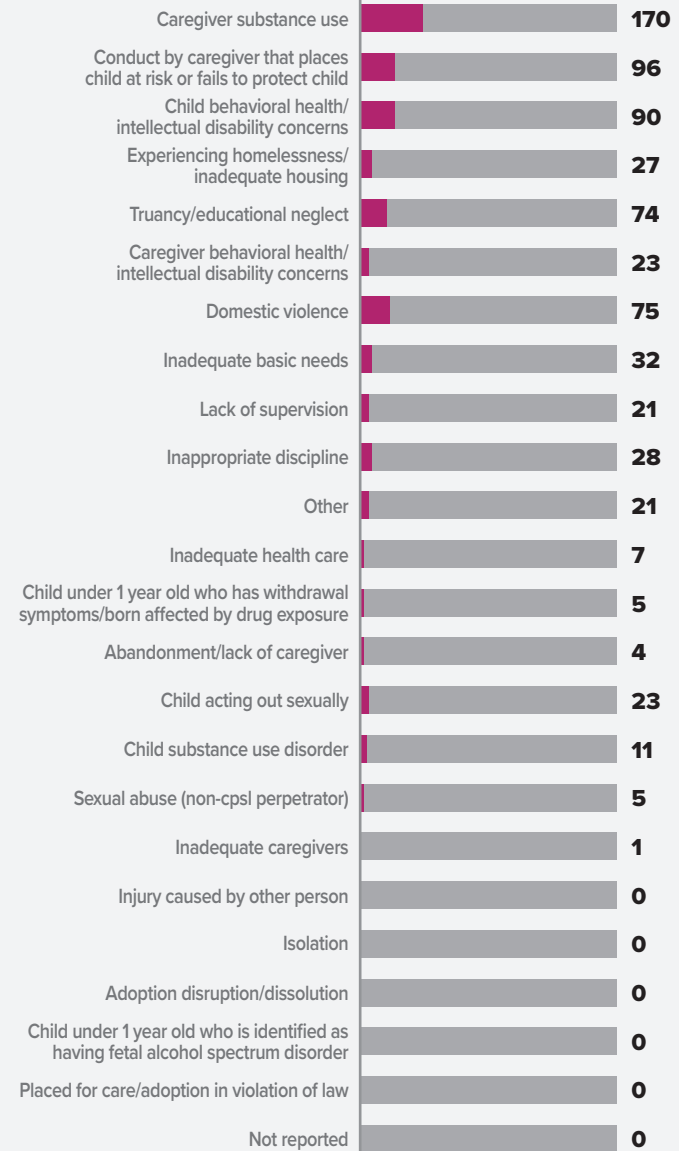
BREAKDOWN REPORTS SCREENED OUT BY REASON



VALID GPS CONCERNS BY TYPE

713

TOTAL CONCERNS



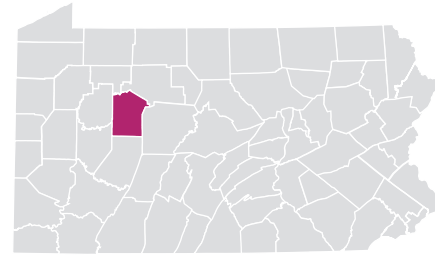
INDIANA COUNTY

NOTES: A report may have more than one concern for each report; therefore, the total number of concerns will be greater than the total number of reports. In some reports, more than one child was assessed with valid concerns; therefore, the number of children assessed exceeds the number of valid assessed reports.

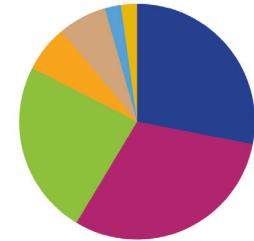


JEFFERSON COUNTY

RURAL // POPULATION • 44,084 / POPULATION UNDER 18 • 9,354



TYPES OF ALLEGATIONS SUBSTANTIATED REPORTS



46 TOTAL ALLEGATIONS

- **13** (28.3%) Sexual abuse
- **14** (30.4%) Physical abuse/bodily injury
- **11** (23.9%) Serious physical neglect
- **3** (6.5%) Reasonable likelihood of bodily injury
- **3** (6.5%) Engaging in per se acts
- **1** (2.2%) Likelihood of sexual abuse/exploitation
- **1** (2.2%) Serious mental injury
- **0** (0.0%) Severe form of trafficking in persons or sex trafficking
- **0** (0.0%) Munchausen Syndrome By Proxy/medical abuse

NOTES: A report may have more than one allegation for each report; therefore, the total number of allegations will be greater than the total number of reports.

2019 REPORTS OF CHILD ABUSE

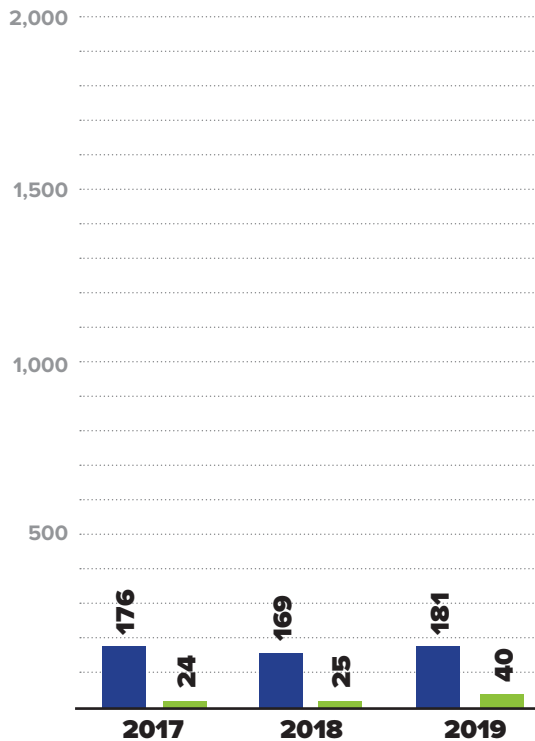
181

■ TOTAL REPORTS

40

■ SUBSTANTIATED REPORTS

NOTE: CPS and GPS data reported were investigated and substantiated by the CCYA and may vary from statewide data which include both CCYA and OCYF Regional Office investigations.



SUBSTANTIATED REPORTS BY SEX OF VICTIM

FEMALE

24

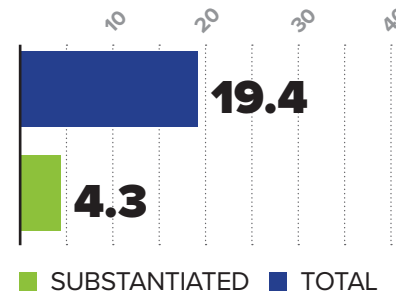
60.0%

MALE

16

40.0%

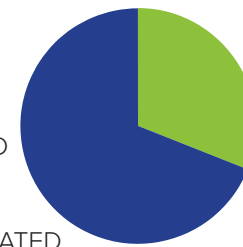
CHILD ABUSE REPORTS PER 1,000 CHILDREN



CASES OF REPEAT ABUSE SUBSTANTIATED REPORTS

■ **16** SUSPECTED

■ **5** SUBSTANTIATED



\$1,836,443

EXPENDITURES CHILD ABUSE INVESTIGATIONS AND GENERAL PROTECTIVE SERVICES ASSESSMENTS



NOTE: Expenditures include only state funding.

2019 FATALITIES

0/51 MALE FEMALE

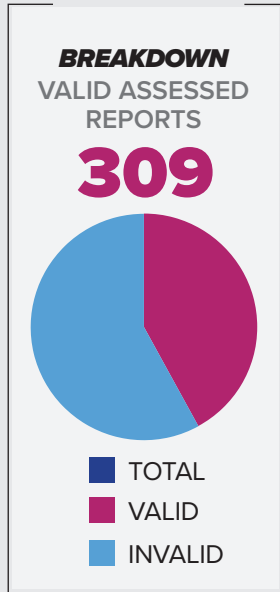
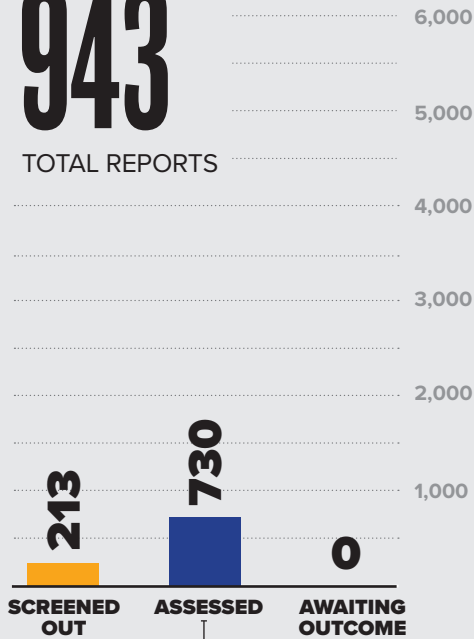
2019 NEAR FATALITIES

0/93 MALE FEMALE

2019 REPORTS OF GENERAL PROTECTIVE SERVICES

943

TOTAL REPORTS



NUMBER OF CHILDREN ASSESSED

1,004
TOTAL

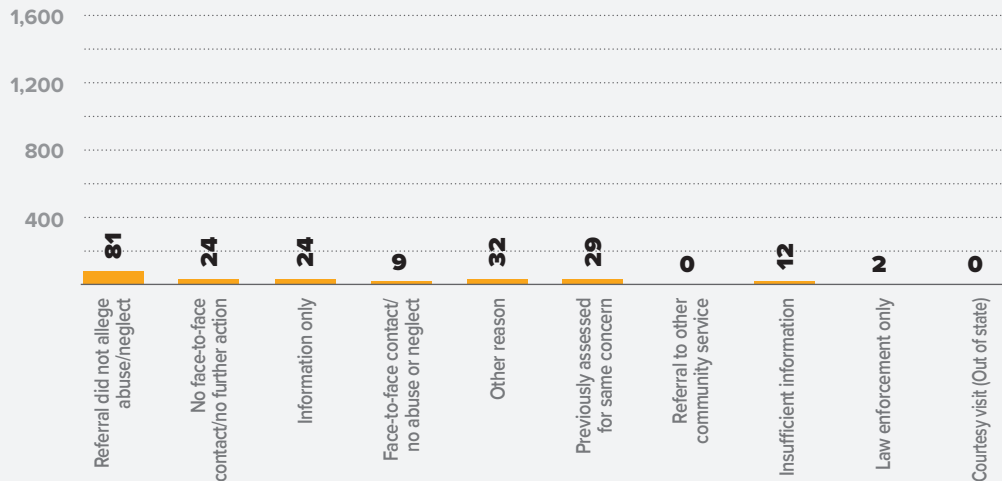
407
VALID

CHILDREN ASSESSED PER 1,000 CHILDREN

107.3
TOTAL

43.5
VALID

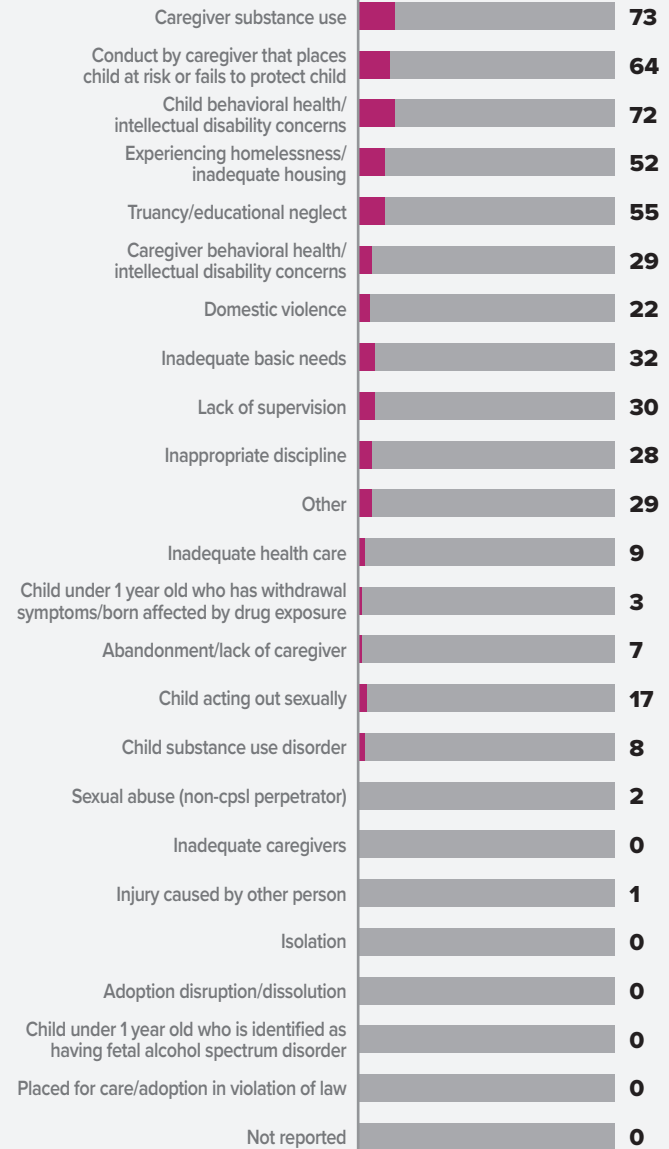
BREAKDOWN REPORTS SCREENED OUT BY REASON



VALID GPS CONCERNS BY TYPE

533

TOTAL CONCERNS



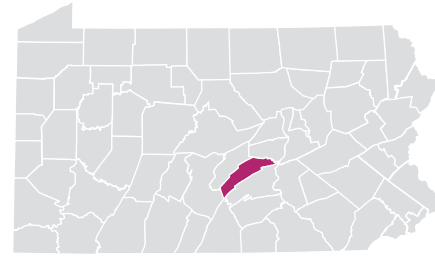
JEFFERSON COUNTY

NOTES: A report may have more than one concern for each report; therefore, the total number of concerns will be greater than the total number of reports. In some reports, more than one child was assessed with valid concerns; therefore, the number of children assessed exceeds the number of valid assessed reports.

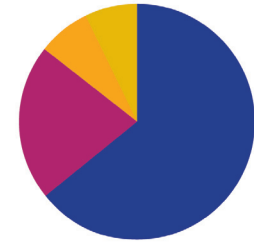


JUNIATA COUNTY

RURAL // POPULATION • 24,562 / POPULATION UNDER 18 • 5,574



TYPES OF ALLEGATIONS SUBSTANTIATED REPORTS



14 TOTAL ALLEGATIONS

- **9** (64.3%) Sexual abuse
- **3** (21.4%) Physical abuse/bodily injury
- **0** (0.0%) Serious physical neglect
- **1** (7.1%) Reasonable likelihood of bodily injury
- **0** (0.0%) Engaging in per se acts
- **0** (0.0%) Likelihood of sexual abuse/exploitation
- **1** (7.1%) Serious mental injury
- **0** (0.0%) Severe form of trafficking in persons or sex trafficking
- **0** (0.0%) Munchausen Syndrome By Proxy/medical abuse

NOTES: A report may have more than one allegation for each report; therefore, the total number of allegations will be greater than the total number of reports.

2019 REPORTS OF CHILD ABUSE


79

■ TOTAL REPORTS

14

■ SUBSTANTIATED REPORTS

NOTE: CPS and GPS data reported were investigated and substantiated by the CCYA and may vary from statewide data which include both CCYA and OCYF Regional Office investigations.

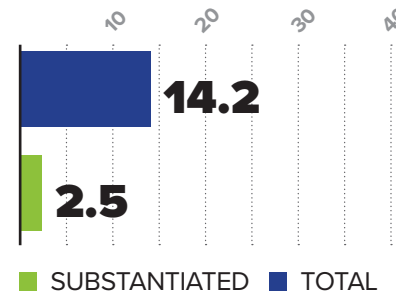


SUBSTANTIATED REPORTS BY SEX OF VICTIM

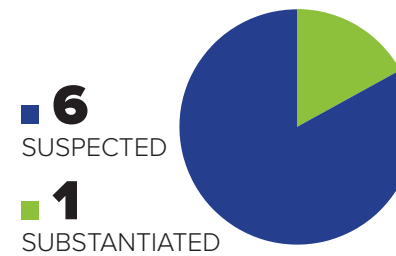
FEMALE
7
50.0%

MALE
7
50.0%

CHILD ABUSE REPORTS PER 1,000 CHILDREN



CASES OF REPEAT ABUSE SUBSTANTIATED REPORTS



\$328,956

EXPENDITURES CHILD ABUSE INVESTIGATIONS AND GENERAL PROTECTIVE SERVICES ASSESSMENTS



NOTE: Expenditures include only state funding.

2019 FATALITIES

0/51 MALE FEMALE

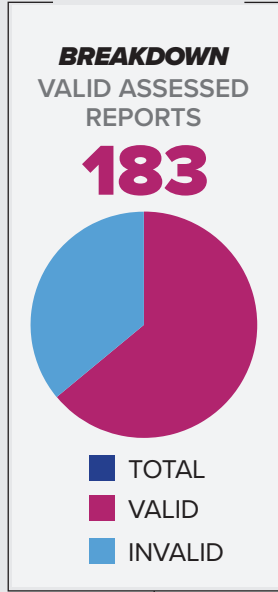
2019 NEAR FATALITIES

0/93 MALE FEMALE

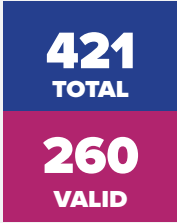
2019 REPORTS OF GENERAL PROTECTIVE SERVICES

355

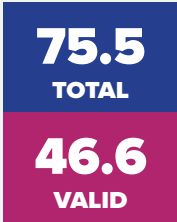
TOTAL REPORTS



NUMBER OF CHILDREN ASSESSED



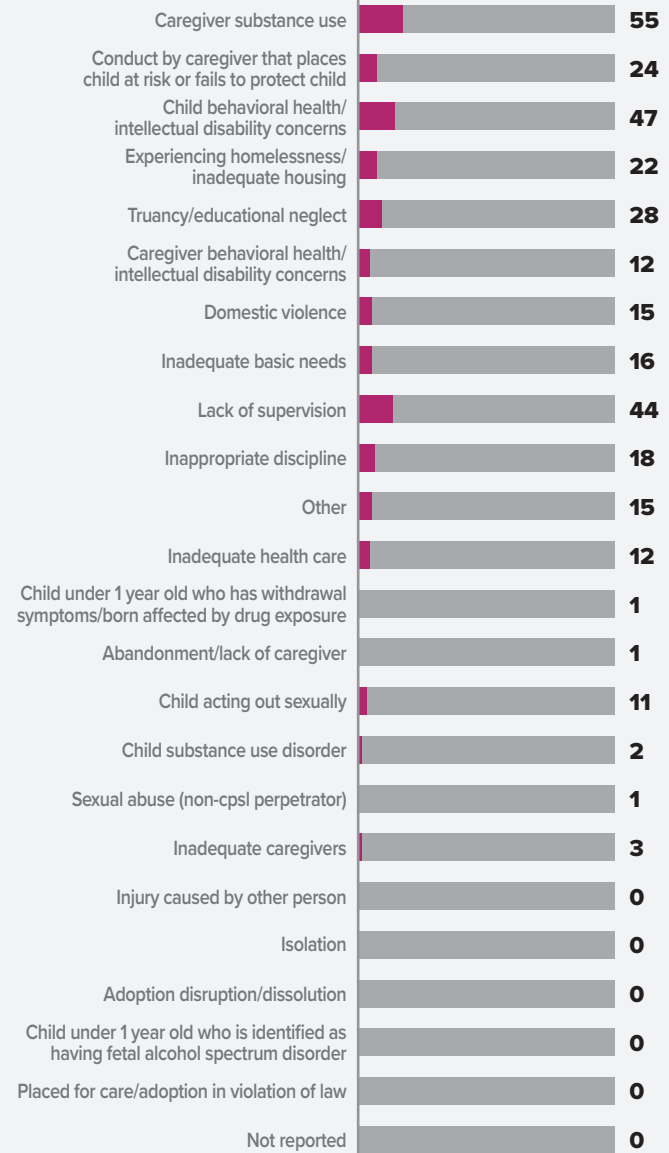
CHILDREN ASSESSED PER 1,000 CHILDREN



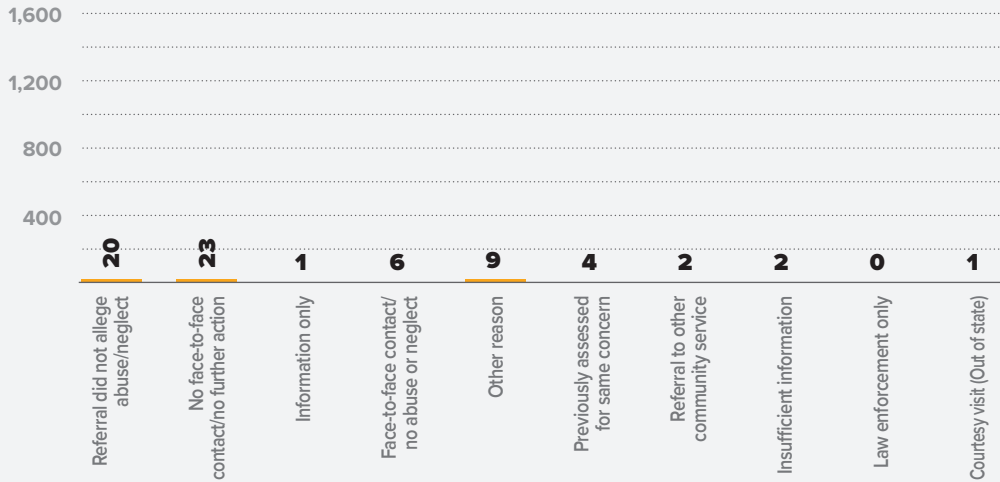
VALID GPS CONCERNS BY TYPE

327

TOTAL CONCERNS



BREAKDOWN REPORTS SCREENED OUT BY REASON



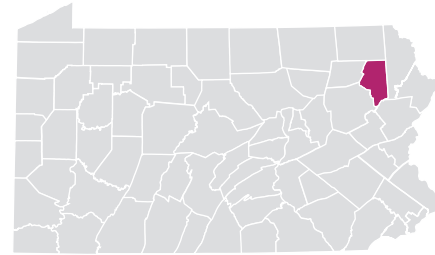
JUNIATA COUNTY

NOTES: A report may have more than one concern for each report; therefore, the total number of concerns will be greater than the total number of reports. In some reports, more than one child was assessed with valid concerns; therefore, the number of children assessed exceeds the number of valid assessed reports.

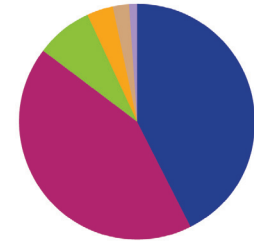


LACKAWANNA COUNTY

URBAN // POPULATION • 211,454 / POPULATION UNDER 18 • 42,997



TYPES OF ALLEGATIONS SUBSTANTIATED REPORTS



89 TOTAL ALLEGATIONS

- 38** (42.7%) Sexual abuse
- 38** (42.7%) Physical abuse/bodily injury
- 7** (7.9%) Serious physical neglect
- 3** (3.4%) Reasonable likelihood of bodily injury
- 2** (2.2%) Engaging in per se acts
- 0** (0.0%) Likelihood of sexual abuse/exploitation
- 0** (0.0%) Serious mental injury
- 1** (1.1%) Severe form of trafficking in persons or sex trafficking
- 0** (0.0%) Munchausen Syndrome By Proxy/medical abuse

NOTES: A report may have more than one allegation for each report; therefore, the total number of allegations will be greater than the total number of reports.

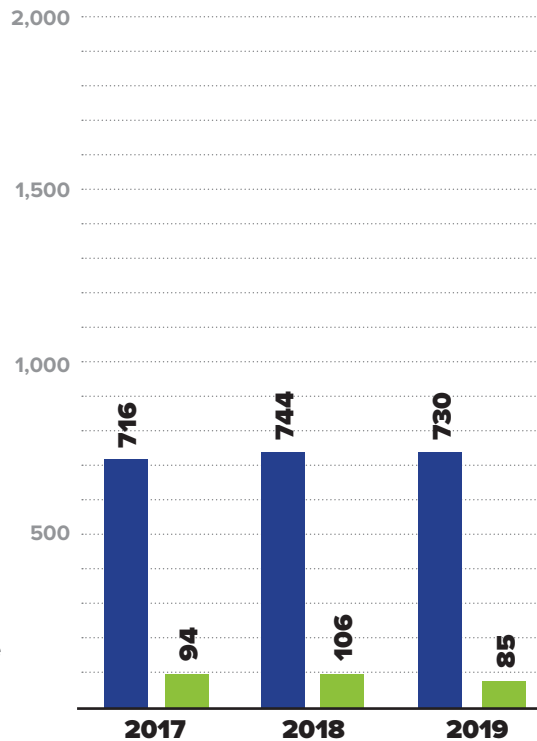
2019 REPORTS OF CHILD ABUSE

730

■ TOTAL REPORTS

85

■ SUBSTANTIATED REPORTS



NOTE: CPS and GPS data reported were investigated and substantiated by the CCYA and may vary from statewide data which include both CCYA and OCYF Regional Office investigations.

SUBSTANTIATED REPORTS BY SEX OF VICTIM

FEMALE

50

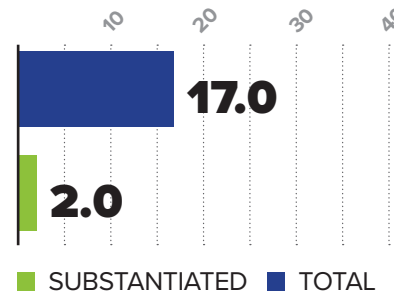
58.8%

MALE

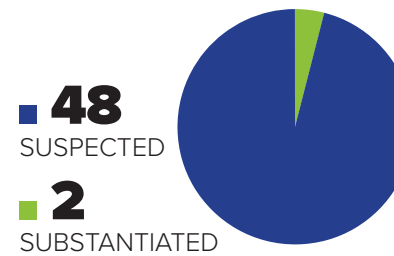
35

41.2%

CHILD ABUSE REPORTS PER 1,000 CHILDREN



CASES OF REPEAT ABUSE SUBSTANTIATED REPORTS



\$6,586,489

EXPENDITURES CHILD ABUSE INVESTIGATIONS AND GENERAL PROTECTIVE SERVICES ASSESSMENTS



NOTE: Expenditures include only state funding.

2019 FATALITIES

1/51 MALE 1 FEMALE 0

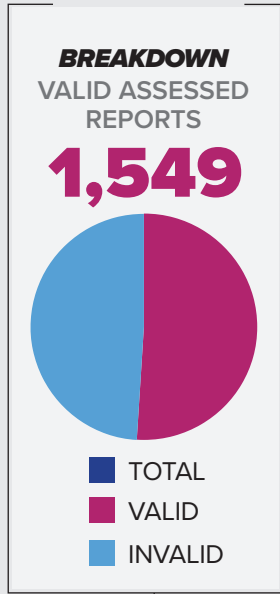
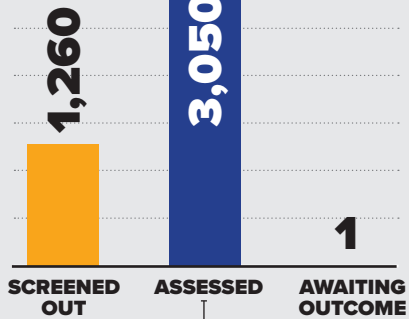
2019 NEAR FATALITIES

2/93 MALE 2 FEMALE 0

2019 REPORTS OF GENERAL PROTECTIVE SERVICES

4,311

TOTAL REPORTS



NUMBER OF CHILDREN ASSESSED

4,798
TOTAL

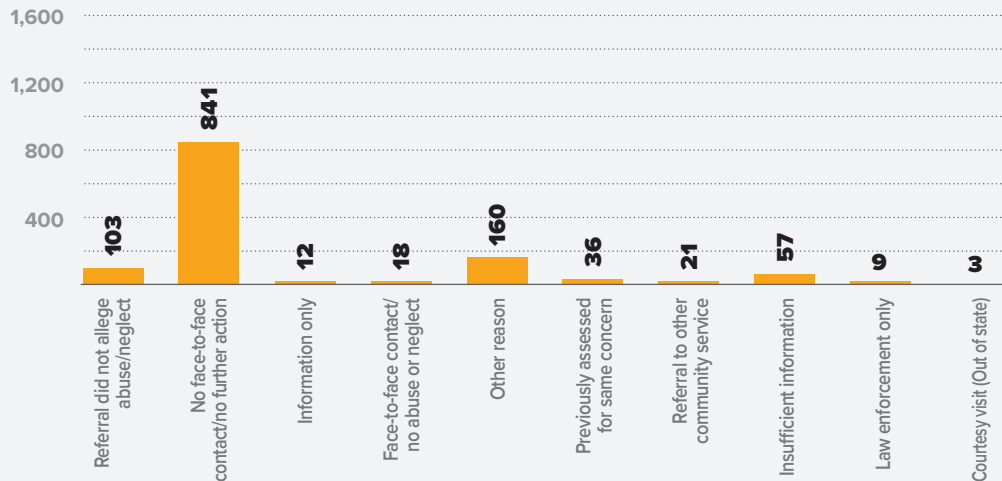
2,349
VALID

CHILDREN ASSESSED PER 1,000 CHILDREN

111.6
TOTAL

54.6
VALID

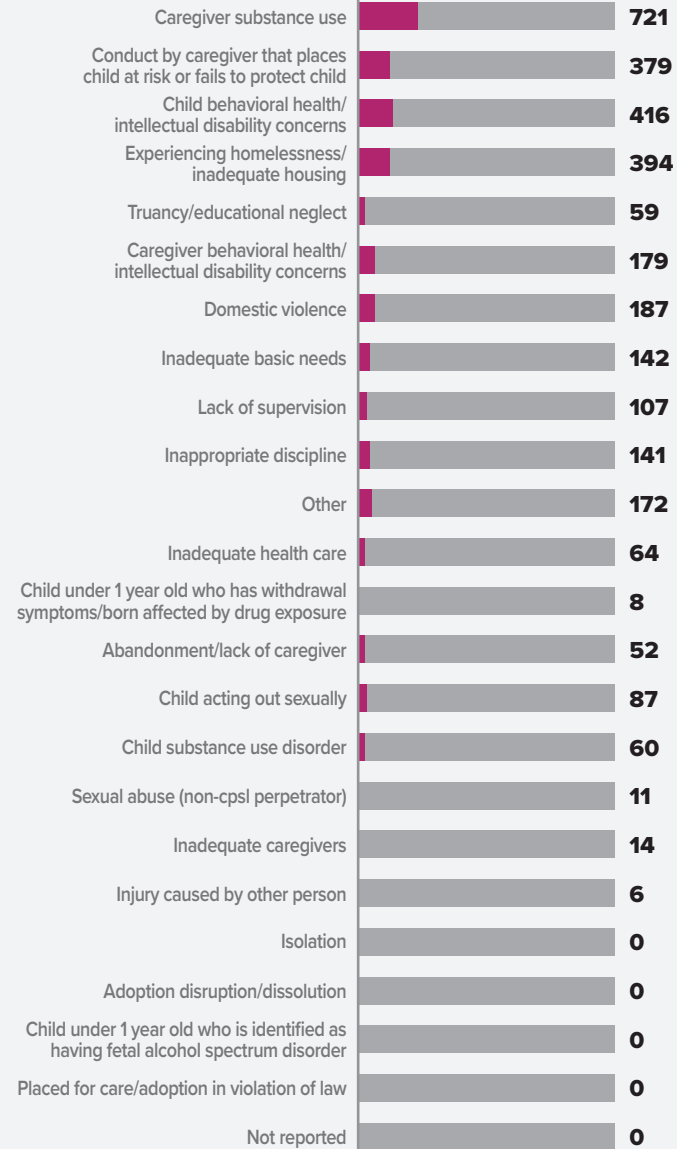
BREAKDOWN REPORTS SCREENED OUT BY REASON



VALID GPS CONCERNS BY TYPE

3,199

TOTAL CONCERNS

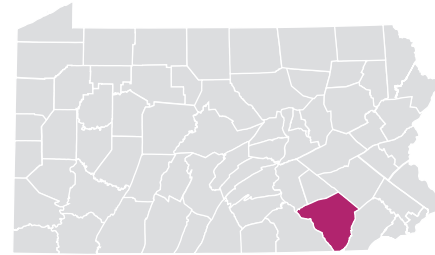


LACKAWANNA COUNTY

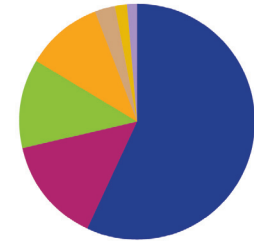
NOTES: A report may have more than one concern for each report; therefore, the total number of concerns will be greater than the total number of reports. In some reports, more than one child was assessed with valid concerns; therefore, the number of children assessed exceeds the number of valid assessed reports.

LANCASTER COUNTY

URBAN // POPULATION • 538,347 / POPULATION UNDER 18 • 128,151



TYPES OF ALLEGATIONS SUBSTANTIATED REPORTS



172 TOTAL ALLEGATIONS

- 98** (57.0%) Sexual abuse
- 25** (14.5%) Physical abuse/bodily injury
- 21** (12.2%) Serious physical neglect
- 18** (10.5%) Reasonable likelihood of bodily injury
- 5** (2.9%) Engaging in per se acts
- 0** (0.0%) Likelihood of sexual abuse/exploitation
- 3** (1.7%) Serious mental injury
- 2** (1.2%) Severe form of trafficking in persons or sex trafficking
- 0** (0.0%) Munchausen Syndrome By Proxy/medical abuse

NOTES: A report may have more than one allegation for each report; therefore, the total number of allegations will be greater than the total number of reports.

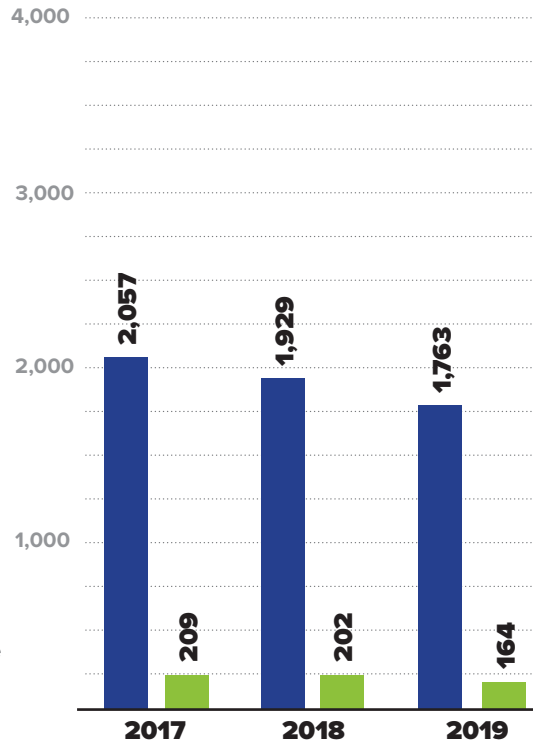
2019 REPORTS OF CHILD ABUSE

1,763

■ TOTAL REPORTS

164

■ SUBSTANTIATED REPORTS



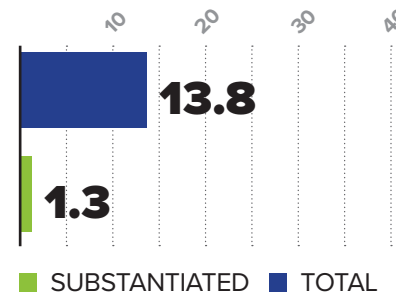
NOTE: CPS and GPS data reported were investigated and substantiated by the CCYA and may vary from statewide data which include both CCYA and OCYF Regional Office investigations.

SUBSTANTIATED REPORTS BY SEX OF VICTIM

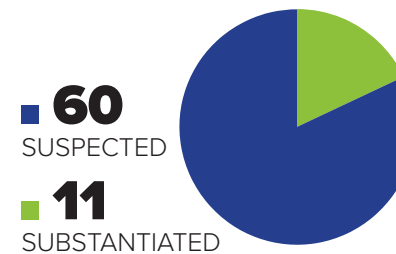
FEMALE
116
70.7%

MALE
48
29.3%

CHILD ABUSE REPORTS PER 1,000 CHILDREN



CASES OF REPEAT ABUSE SUBSTANTIATED REPORTS



\$5,051,150

EXPENDITURES CHILD ABUSE INVESTIGATIONS AND GENERAL PROTECTIVE SERVICES ASSESSMENTS



NOTE: Expenditures include only state funding.

2019 FATALITIES

1/51 MALE **1** FEMALE **0**

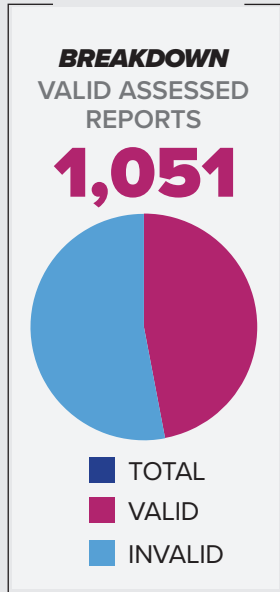
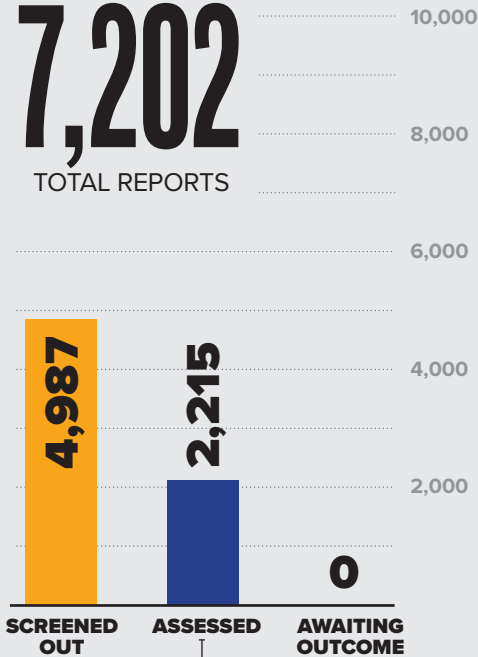
2019 NEAR FATALITIES

3/93 MALE **2** FEMALE **1**

2019 REPORTS OF GENERAL PROTECTIVE SERVICES

7,202

TOTAL REPORTS



NUMBER OF CHILDREN ASSESSED

3,140
TOTAL

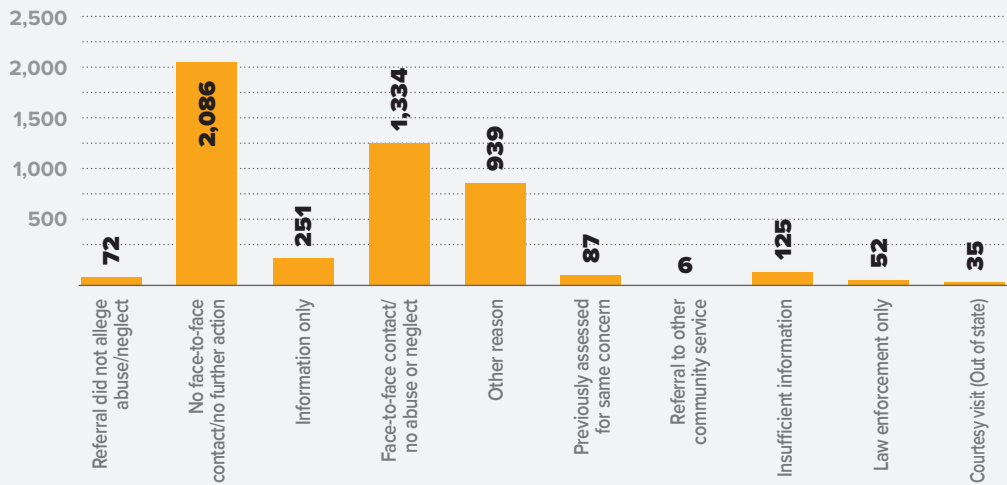
1,410
VALID

CHILDREN ASSESSED PER 1,000 CHILDREN

24.5
TOTAL

11.0
VALID

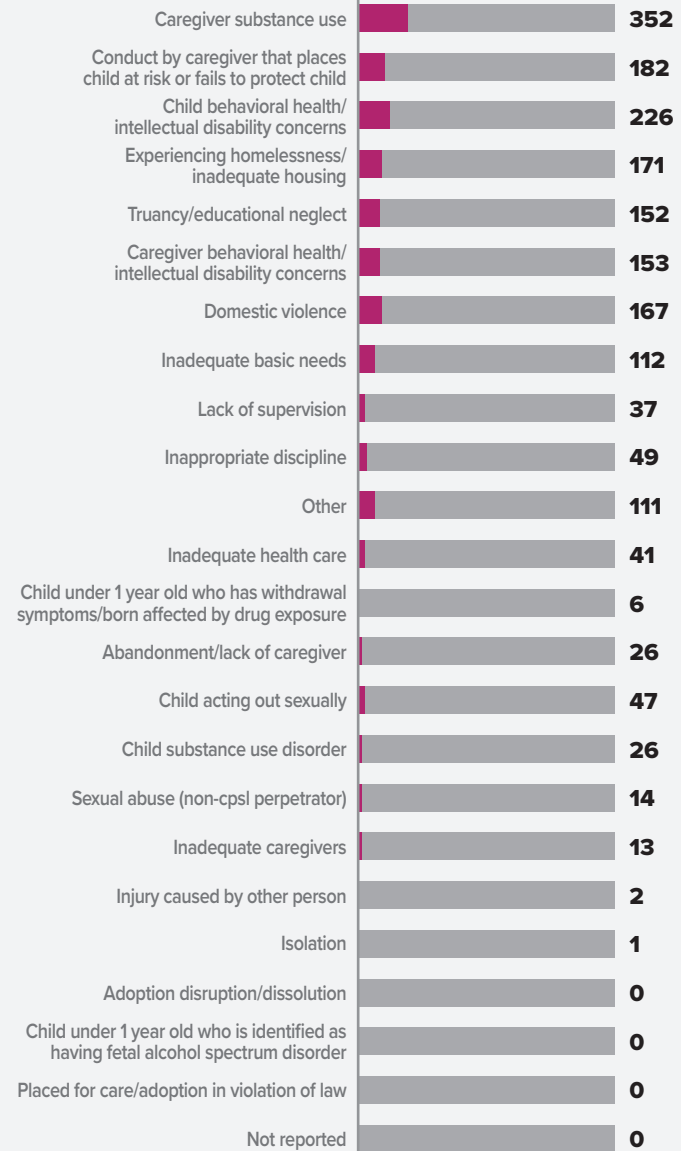
BREAKDOWN REPORTS SCREENED OUT BY REASON



VALID GPS CONCERNS BY TYPE

1,888

TOTAL CONCERNS

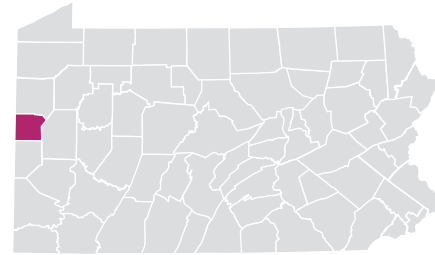


LANCASTER COUNTY

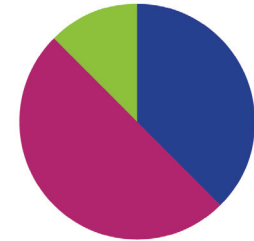
NOTES: A report may have more than one concern for each report; therefore, the total number of concerns will be greater than the total number of reports. In some reports, more than one child was assessed with valid concerns; therefore, the number of children assessed exceeds the number of valid assessed reports.

LAWRENCE COUNTY

RURAL // POPULATION • 87,382 / POPULATION UNDER 18 • 17,469



TYPES OF ALLEGATIONS SUBSTANTIATED REPORTS



16 TOTAL ALLEGATIONS

- **6** (37.5%) Sexual abuse
- **8** (50.0%) Physical abuse/bodily injury
- **2** (12.5%) Serious physical neglect
- **0** (0.0%) Reasonable likelihood of bodily injury
- **0** (0.0%) Engaging in per se acts
- **0** (0.0%) Likelihood of sexual abuse/exploitation
- **0** (0.0%) Serious mental injury
- **0** (0.0%) Severe form of trafficking in persons or sex trafficking
- **0** (0.0%) Munchausen Syndrome By Proxy/medical abuse

NOTES: A report may have more than one allegation for each report; therefore, the total number of allegations will be greater than the total number of reports.

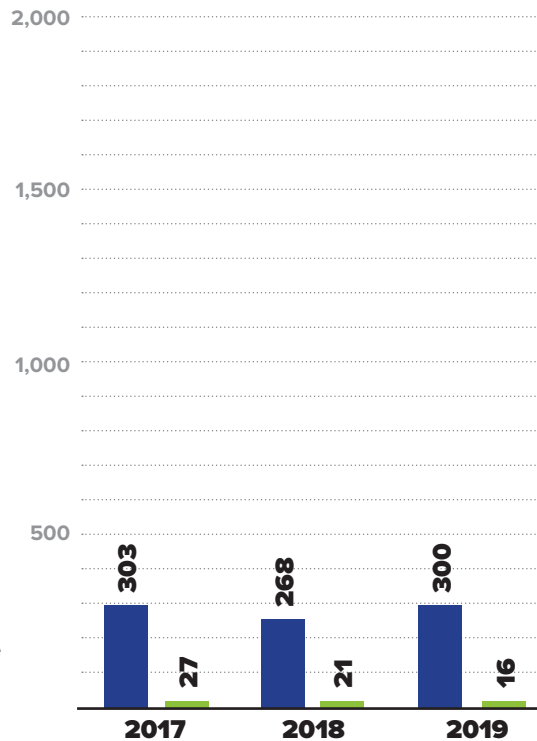
2019 REPORTS OF CHILD ABUSE

300

■ TOTAL REPORTS

16

■ SUBSTANTIATED REPORTS



NOTE: CPS and GPS data reported were investigated and substantiated by the CCYA and may vary from statewide data which include both CCYA and OCYF Regional Office investigations.

SUBSTANTIATED REPORTS BY SEX OF VICTIM

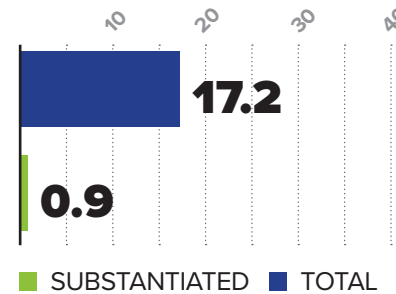
FEMALE

10
62.5%

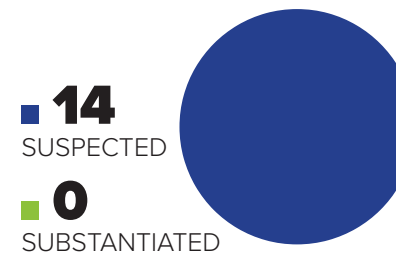
MALE

6
37.5%

CHILD ABUSE REPORTS PER 1,000 CHILDREN



CASES OF REPEAT ABUSE SUBSTANTIATED REPORTS



\$990,684

EXPENDITURES CHILD ABUSE INVESTIGATIONS AND GENERAL PROTECTIVE SERVICES ASSESSMENTS



NOTE: Expenditures include only state funding.

2019 FATALITIES

2/51 MALE **1** FEMALE **1**

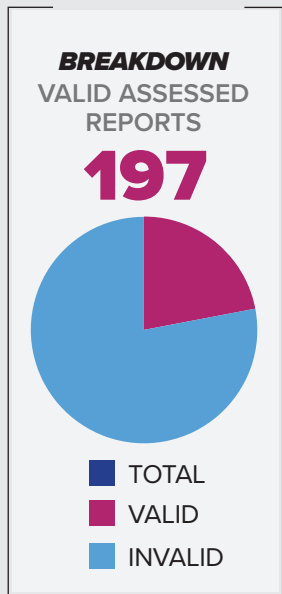
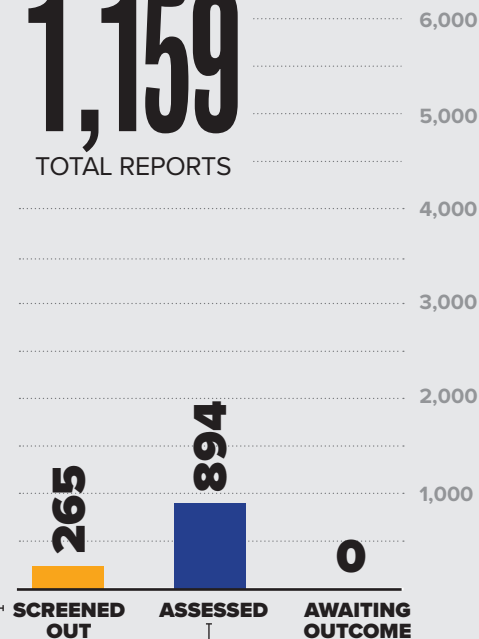
2019 NEAR FATALITIES

0/93 MALE **0** FEMALE **0**

2019 REPORTS OF GENERAL PROTECTIVE SERVICES

1,159

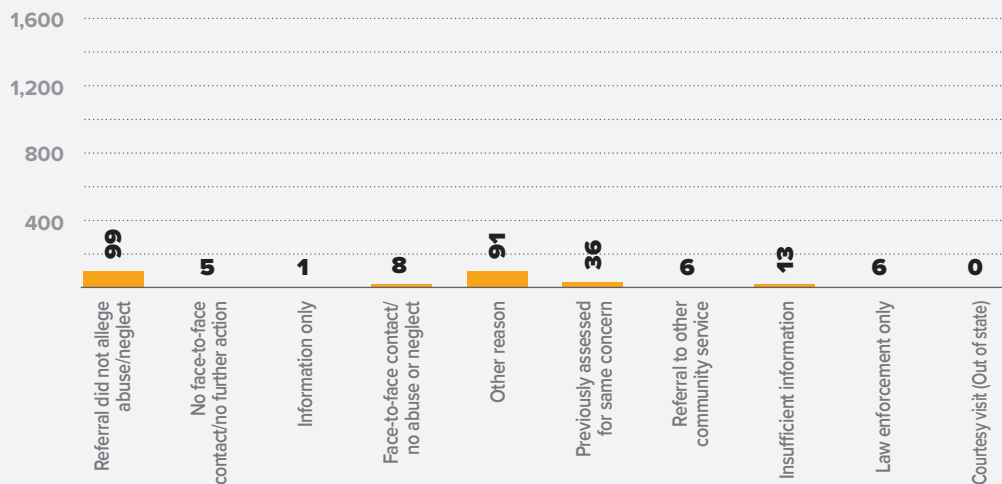
TOTAL REPORTS



NUMBER OF CHILDREN ASSESSED



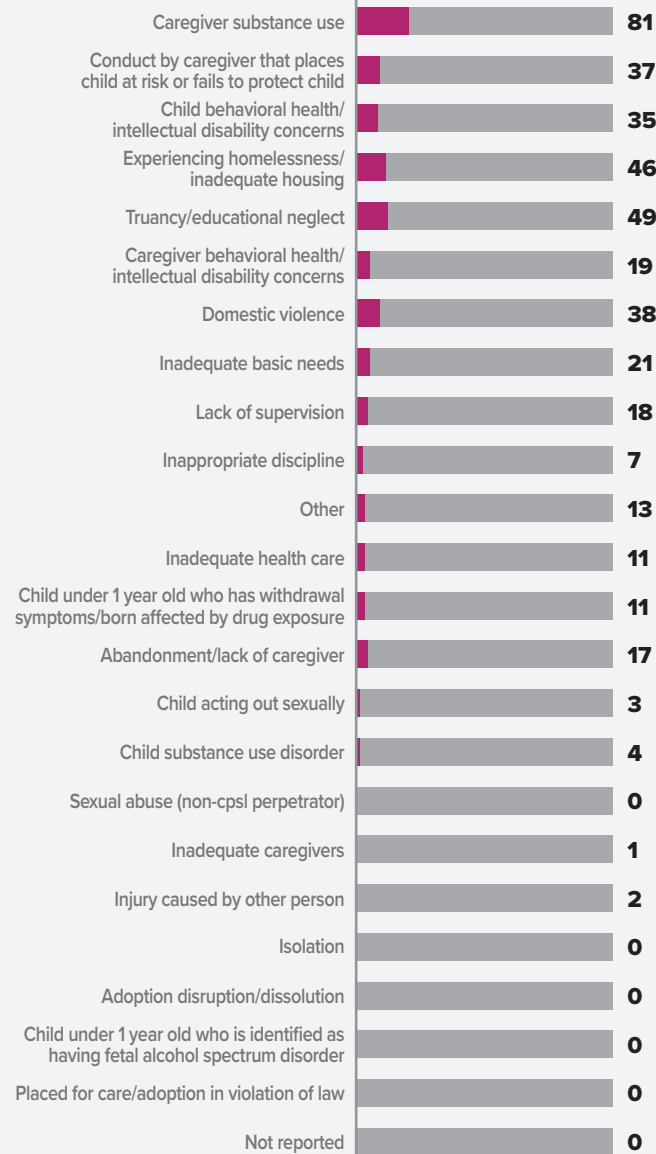
BREAKDOWN REPORTS SCREENED OUT BY REASON



VALID GPS CONCERNS BY TYPE

413

TOTAL CONCERNS



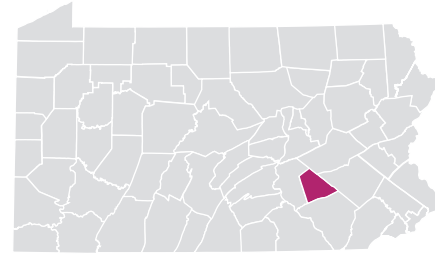
LAWRENCE COUNTY

NOTES: A report may have more than one concern for each report; therefore, the total number of concerns will be greater than the total number of reports. In some reports, more than one child was assessed with valid concerns; therefore, the number of children assessed exceeds the number of valid assessed reports.

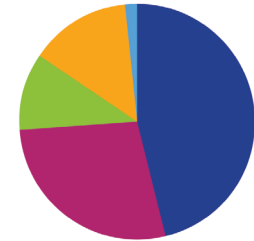


LEBANON COUNTY

URBAN // POPULATION • 138,674 / POPULATION UNDER 18 • 31,808



TYPES OF ALLEGATIONS SUBSTANTIATED REPORTS



65 TOTAL ALLEGATIONS

- 30** (46.2%) Sexual abuse
- 18** (27.7%) Physical abuse/bodily injury
- 7** (10.8%) Serious physical neglect
- 9** (13.8%) Reasonable likelihood of bodily injury
- 0** (0.0%) Engaging in per se acts
- 1** (1.5%) Likelihood of sexual abuse/exploitation
- 0** (0.0%) Serious mental injury
- 0** (0.0%) Severe form of trafficking in persons or sex trafficking
- 0** (0.0%) Munchausen Syndrome By Proxy/medical abuse

NOTES: A report may have more than one allegation for each report; therefore, the total number of allegations will be greater than the total number of reports.

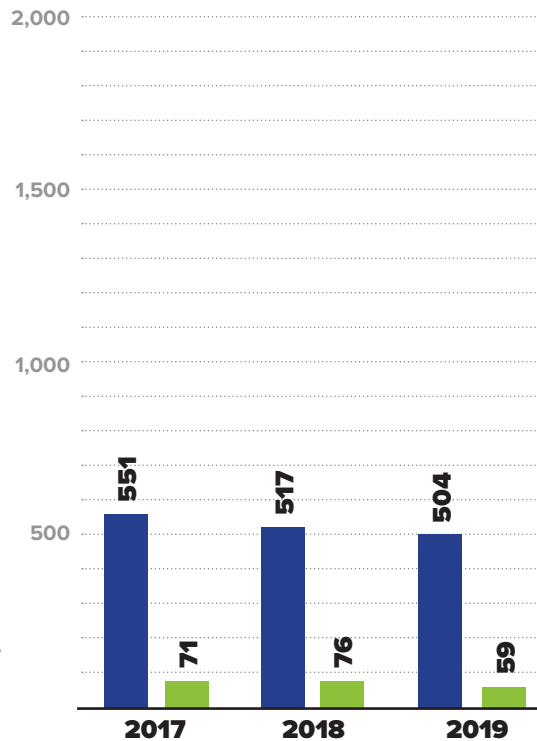
2019 REPORTS OF CHILD ABUSE

504

■ TOTAL REPORTS

59

■ SUBSTANTIATED REPORTS



NOTE: CPS and GPS data reported were investigated and substantiated by the CCYA and may vary from statewide data which include both CCYA and OCYF Regional Office investigations.

SUBSTANTIATED REPORTS BY SEX OF VICTIM

FEMALE

42

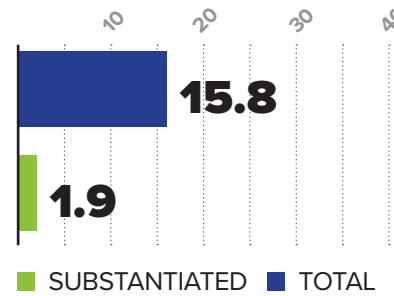
71.2%

MALE

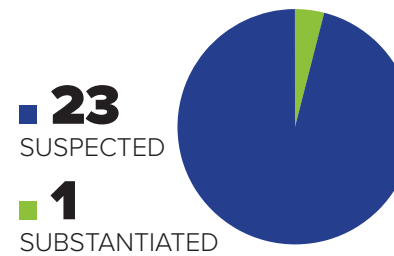
17

28.8%

CHILD ABUSE REPORTS PER 1,000 CHILDREN



CASES OF REPEAT ABUSE SUBSTANTIATED REPORTS



\$678,492

EXPENDITURES CHILD ABUSE INVESTIGATIONS AND GENERAL PROTECTIVE SERVICES ASSESSMENTS



NOTE: Expenditures include only state funding.

2019 FATALITIES

2/51 MALE 1 FEMALE 1

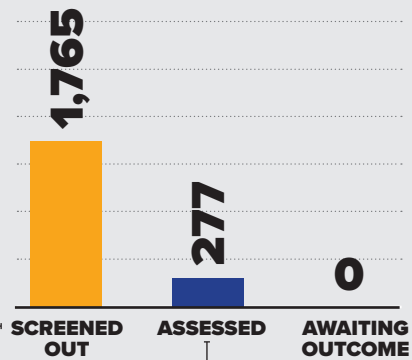
2019 NEAR FATALITIES

1/93 MALE 0 FEMALE 1

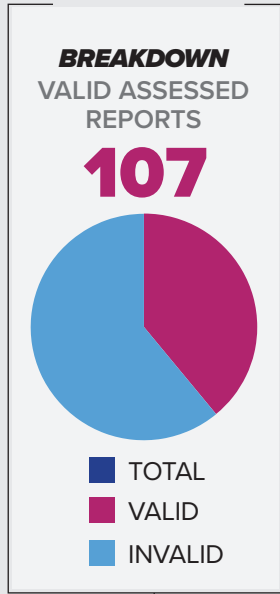
2019 REPORTS OF GENERAL PROTECTIVE SERVICES

2,042

TOTAL REPORTS



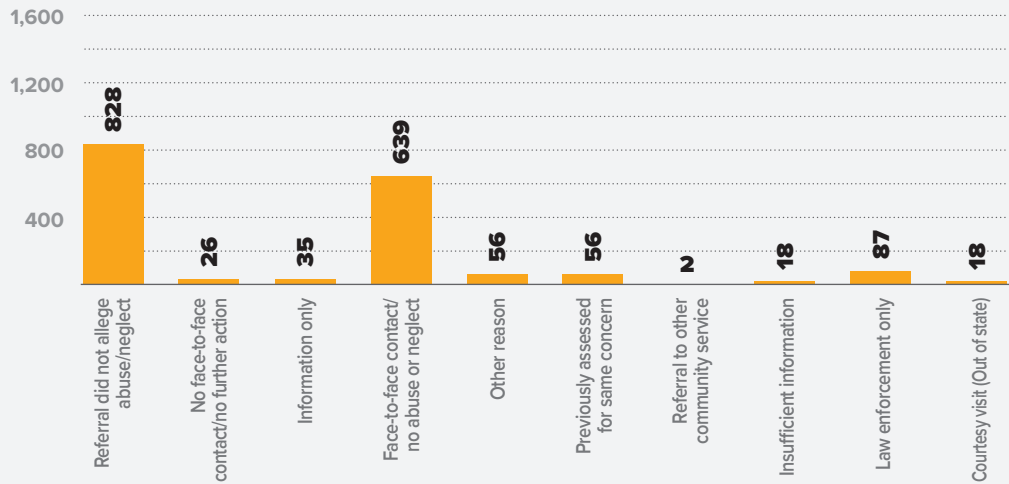
6,000
5,000
4,000
3,000
2,000
1,000



NUMBER OF CHILDREN ASSESSED



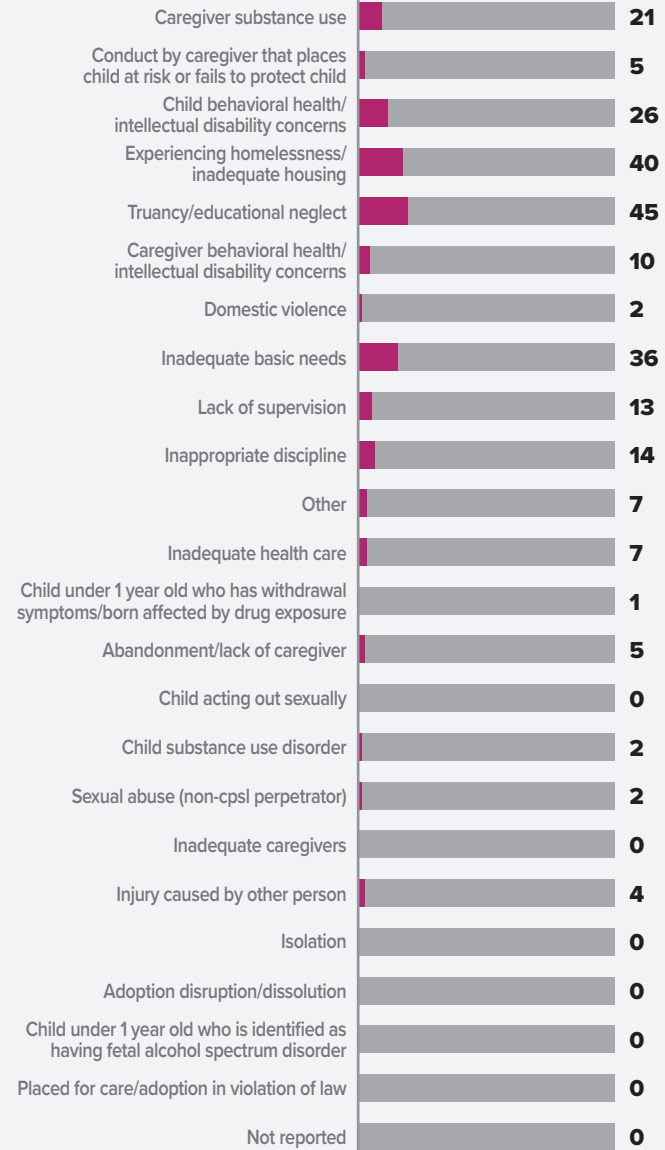
BREAKDOWN REPORTS SCREENED OUT BY REASON



VALID GPS CONCERNS BY TYPE

240

TOTAL CONCERNS



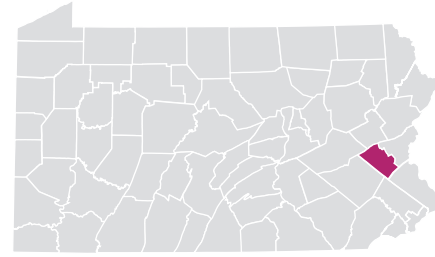
LEBANON COUNTY

NOTES: A report may have more than one concern for each report; therefore, the total number of concerns will be greater than the total number of reports. In some reports, more than one child was assessed with valid concerns; therefore, the number of children assessed exceeds the number of valid assessed reports.

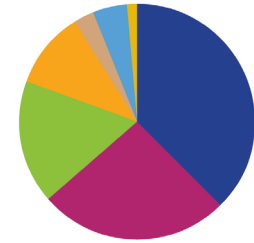


LEHIGH COUNTY

URBAN // POPULATION • 362,613 / POPULATION UNDER 18 • 82,508



TYPES OF ALLEGATIONS SUBSTANTIATED REPORTS



172 TOTAL ALLEGATIONS

- 65** (37.8%) Sexual abuse
- 45** (26.2%) Physical abuse/bodily injury
- 29** (16.9%) Serious physical neglect
- 18** (10.5%) Reasonable likelihood of bodily injury
- 5** (2.9%) Engaging in per se acts
- 8** (4.7%) Likelihood of sexual abuse/exploitation
- 2** (1.2%) Serious mental injury
- 0** (0.0%) Severe form of trafficking in persons or sex trafficking
- 0** (0.0%) Munchausen Syndrome By Proxy/medical abuse

NOTES: A report may have more than one allegation for each report; therefore, the total number of allegations will be greater than the total number of reports.

2019 REPORTS OF CHILD ABUSE

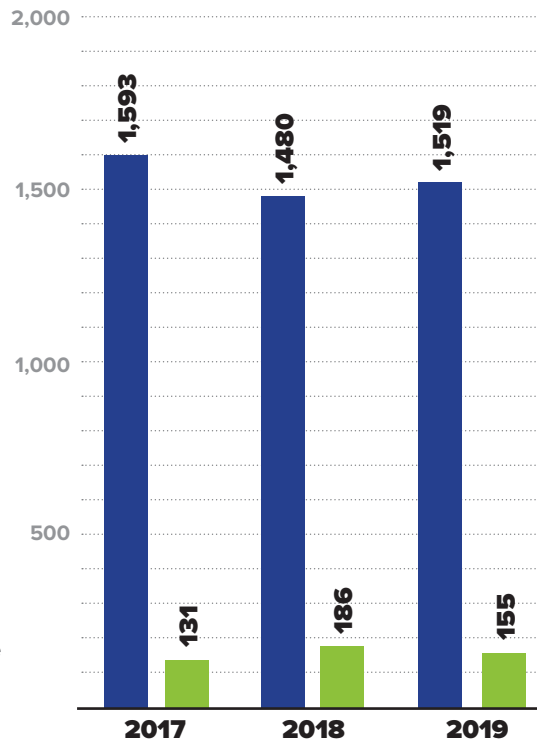
1,519

■ TOTAL REPORTS

155

■ SUBSTANTIATED REPORTS

NOTE: CPS and GPS data reported were investigated and substantiated by the CCYA and may vary from statewide data which include both CCYA and OCYF Regional Office investigations.



SUBSTANTIATED REPORTS BY SEX OF VICTIM

FEMALE

78

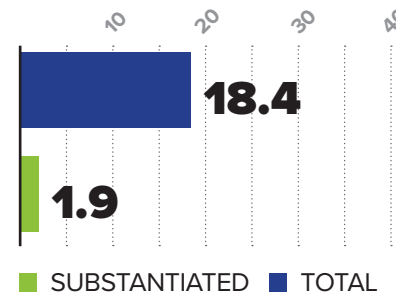
50.3%

MALE

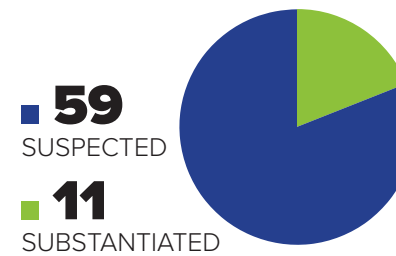
77

49.7%

CHILD ABUSE REPORTS PER 1,000 CHILDREN




CASES OF REPEAT ABUSE SUBSTANTIATED REPORTS



\$5,961,383

EXPENDITURES CHILD ABUSE INVESTIGATIONS AND GENERAL PROTECTIVE SERVICES ASSESSMENTS



NOTE: Expenditures include only state funding.

2019 FATALITIES

2/51 MALE 2 FEMALE 0

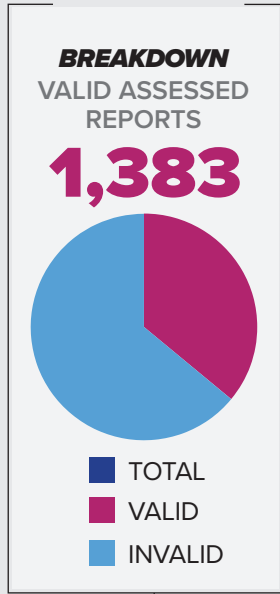
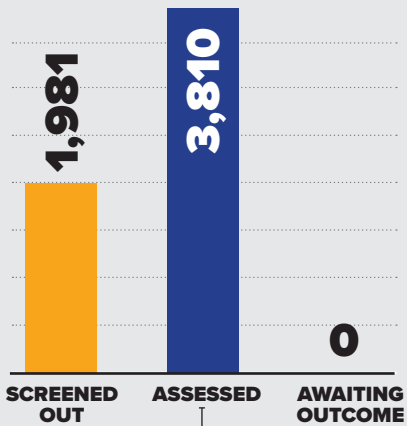
2019 NEAR FATALITIES

7/93 MALE 6 FEMALE 1

2019 REPORTS OF GENERAL PROTECTIVE SERVICES

5,791

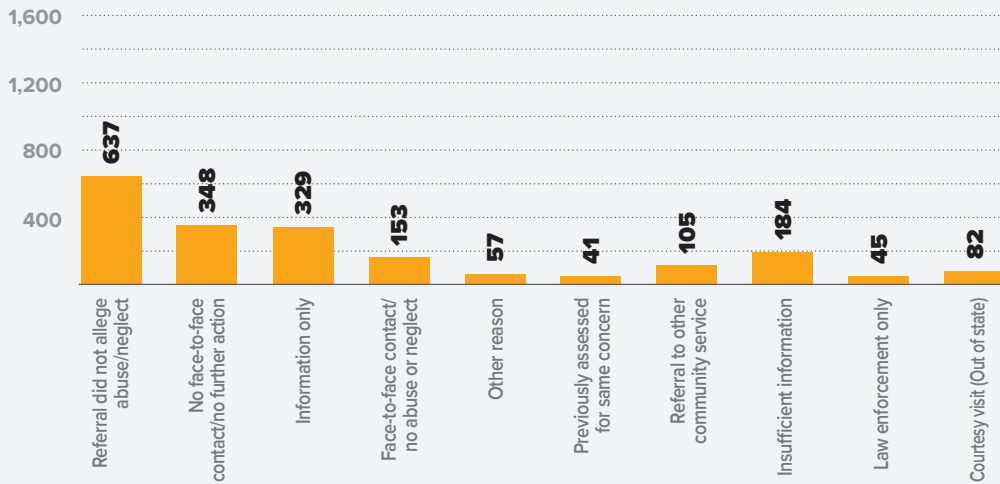
TOTAL REPORTS



NUMBER OF CHILDREN ASSESSED



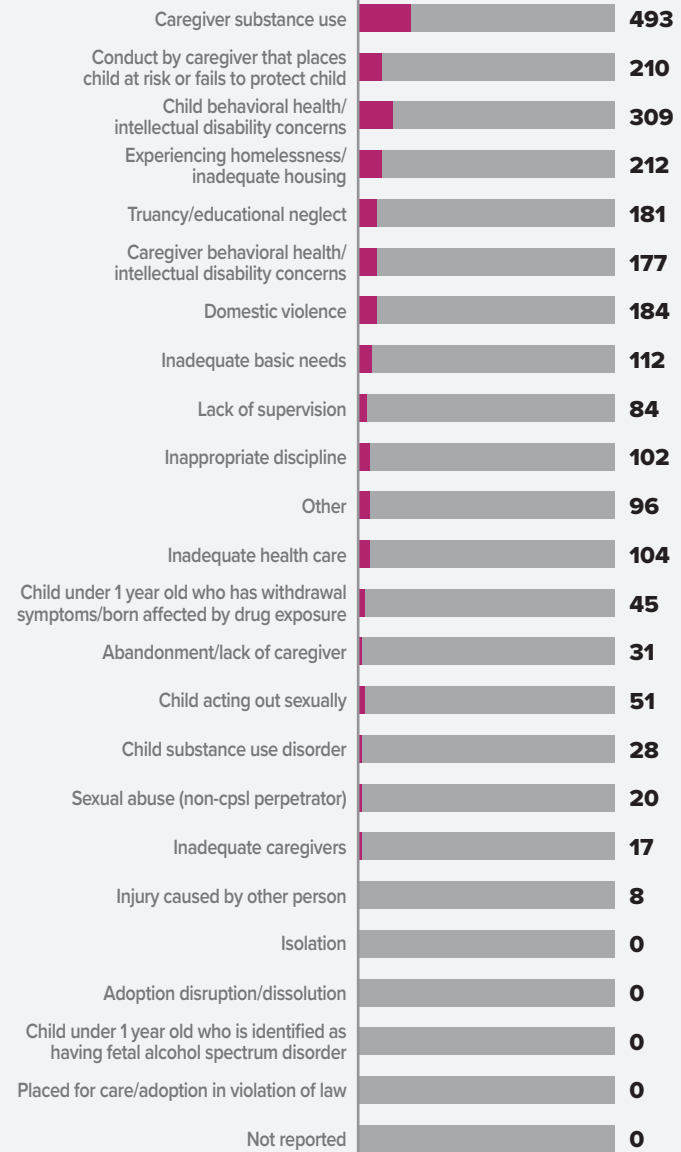
BREAKDOWN REPORTS SCREENED OUT BY REASON



VALID GPS CONCERNS BY TYPE

2,464

TOTAL CONCERNS



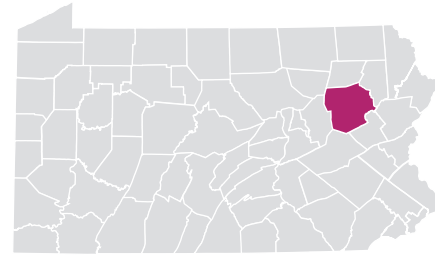
LEHIGH COUNTY

NOTES: A report may have more than one concern for each report; therefore, the total number of concerns will be greater than the total number of reports. In some reports, more than one child was assessed with valid concerns; therefore, the number of children assessed exceeds the number of valid assessed reports.

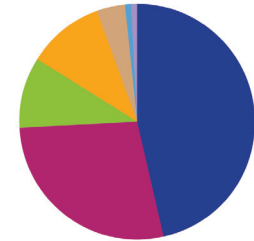


LUZERNE COUNTY

URBAN // POPULATION • 317,884 / POPULATION UNDER 18 • 62,491



TYPES OF ALLEGATIONS SUBSTANTIATED REPORTS



133 TOTAL ALLEGATIONS

- **62** (46.6%) Sexual abuse
- **37** (27.8%) Physical abuse/bodily injury
- **13** (9.8%) Serious physical neglect
- **14** (10.5%) Reasonable likelihood of bodily injury
- **5** (3.8%) Engaging in per se acts
- **1** (0.8%) Likelihood of sexual abuse/exploitation
- **0** (0.0%) Serious mental injury
- **1** (0.8%) Severe form of trafficking in persons or sex trafficking
- **0** (0.0%) Munchausen Syndrome By Proxy/medical abuse

NOTES: A report may have more than one allegation for each report; therefore, the total number of allegations will be greater than the total number of reports.

2019 REPORTS OF CHILD ABUSE

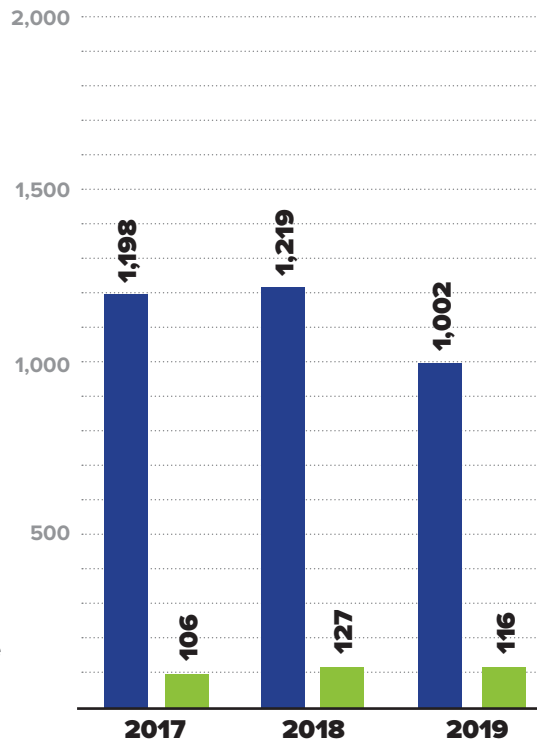
1,002

■ TOTAL REPORTS

116

■ SUBSTANTIATED REPORTS

NOTE: CPS and GPS data reported were investigated and substantiated by the CCYA and may vary from statewide data which include both CCYA and OCYF Regional Office investigations.

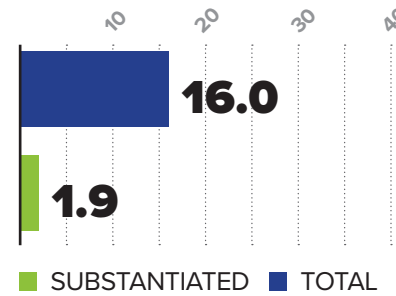


SUBSTANTIATED REPORTS BY SEX OF VICTIM

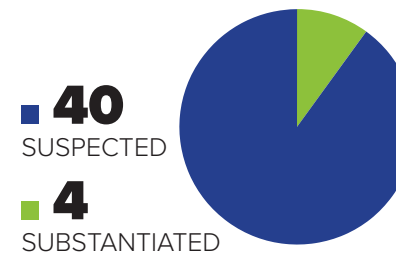
FEMALE
76
65.5%

MALE
40
34.5%

CHILD ABUSE REPORTS PER 1,000 CHILDREN



CASES OF REPEAT ABUSE SUBSTANTIATED REPORTS



\$6,861,260

EXPENDITURES CHILD ABUSE INVESTIGATIONS AND GENERAL PROTECTIVE SERVICES ASSESSMENTS



NOTE: Expenditures include only state funding.

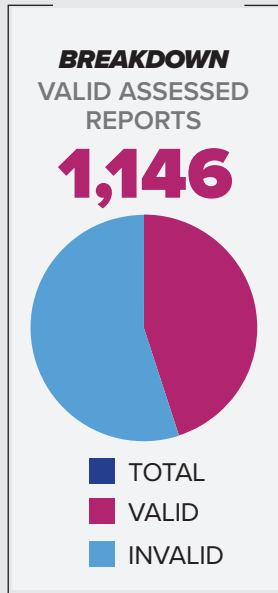
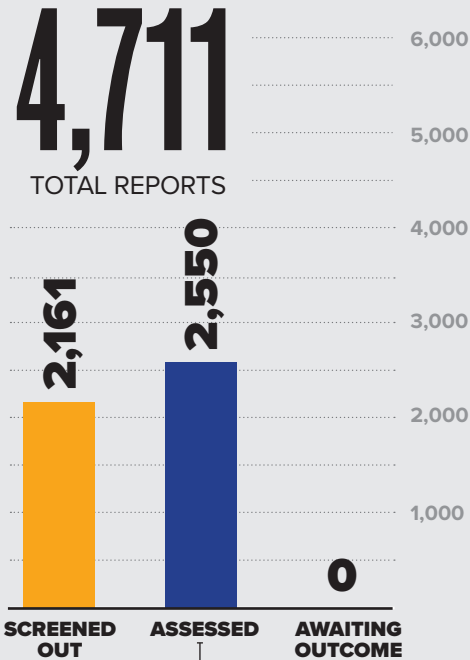
2019 FATALITIES

3/51 MALE **2** FEMALE **1**

2019 NEAR FATALITIES

4/93 MALE **3** FEMALE **1**

2019 REPORTS OF GENERAL PROTECTIVE SERVICES



NUMBER OF CHILDREN ASSESSED

3,686
TOTAL

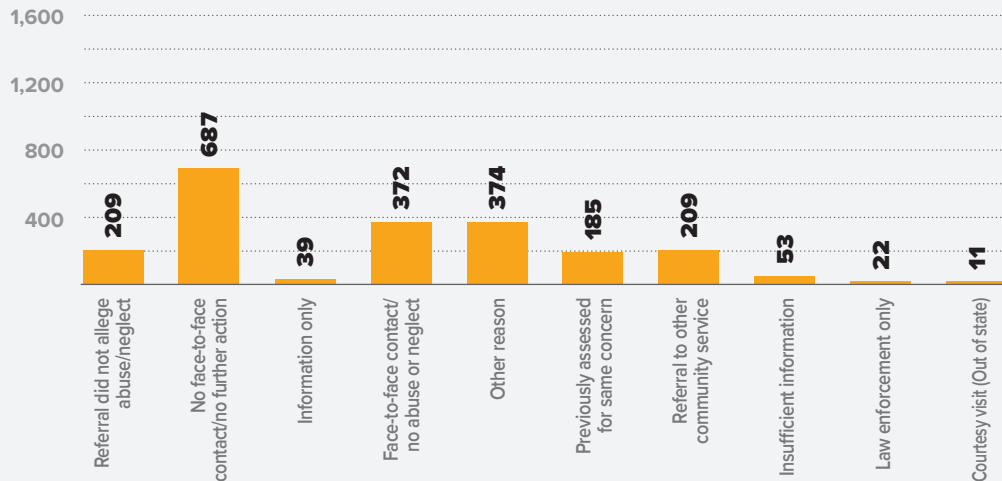
1,609
VALID

CHILDREN ASSESSED PER 1,000 CHILDREN

59.0
TOTAL

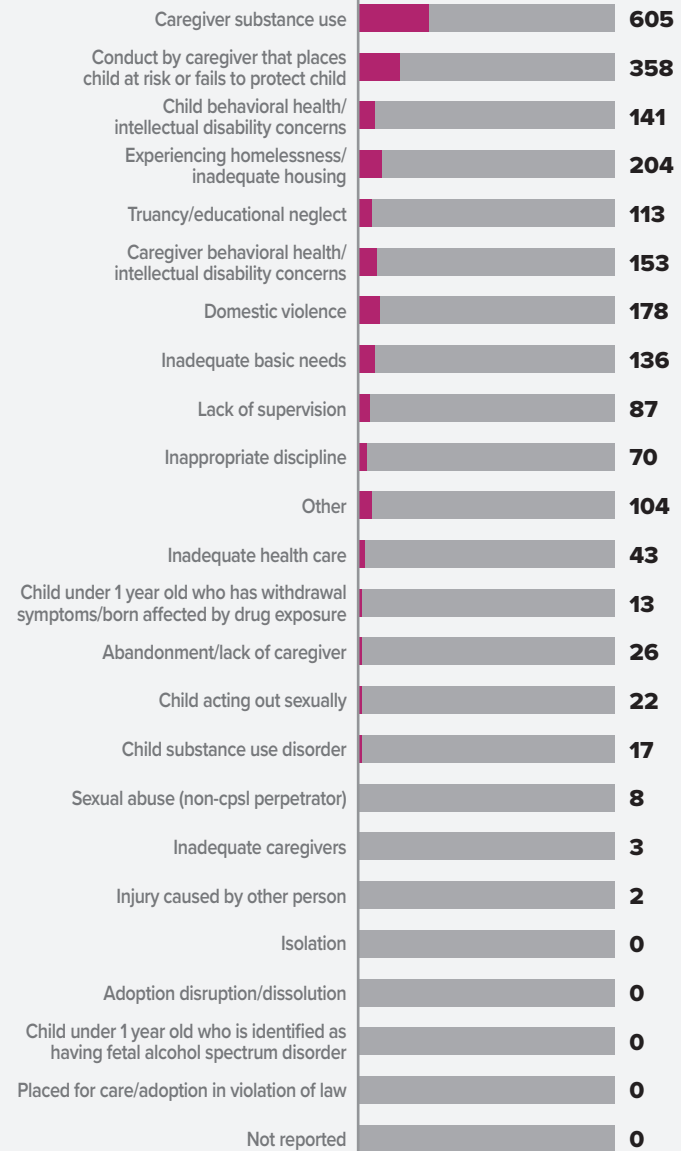
25.7
VALID

BREAKDOWN REPORTS SCREENED OUT BY REASON



VALID GPS CONCERNS BY TYPE

2,283
TOTAL CONCERNS



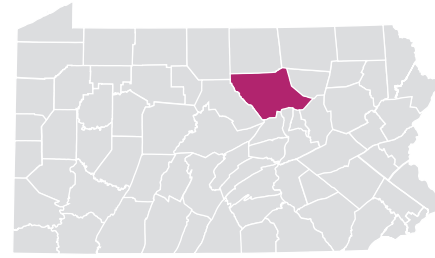
LUZERNE COUNTY

NOTES: A report may have more than one concern for each report; therefore, the total number of concerns will be greater than the total number of reports. In some reports, more than one child was assessed with valid concerns; therefore, the number of children assessed exceeds the number of valid assessed reports.

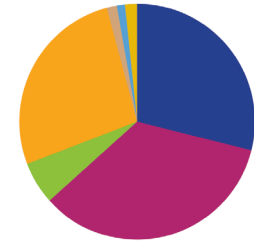


LYCOMING COUNTY

RURAL // POPULATION • 114,859 / POPULATION UNDER 18 • 23,647



TYPES OF ALLEGATIONS SUBSTANTIATED REPORTS



86 TOTAL ALLEGATIONS

- 25** (29.1%) Sexual abuse
- 30** (34.9%) Physical abuse/bodily injury
- 5** (5.8%) Serious physical neglect
- 23** (26.7%) Reasonable likelihood of bodily injury
- 1** (1.2%) Engaging in per se acts
- 1** (1.2%) Likelihood of sexual abuse/exploitation
- 1** (1.2%) Serious mental injury
- 0** (0.0%) Severe form of trafficking in persons or sex trafficking
- 0** (0.0%) Munchausen Syndrome By Proxy/medical abuse

NOTES: A report may have more than one allegation for each report; therefore, the total number of allegations will be greater than the total number of reports.

2019 REPORTS OF CHILD ABUSE

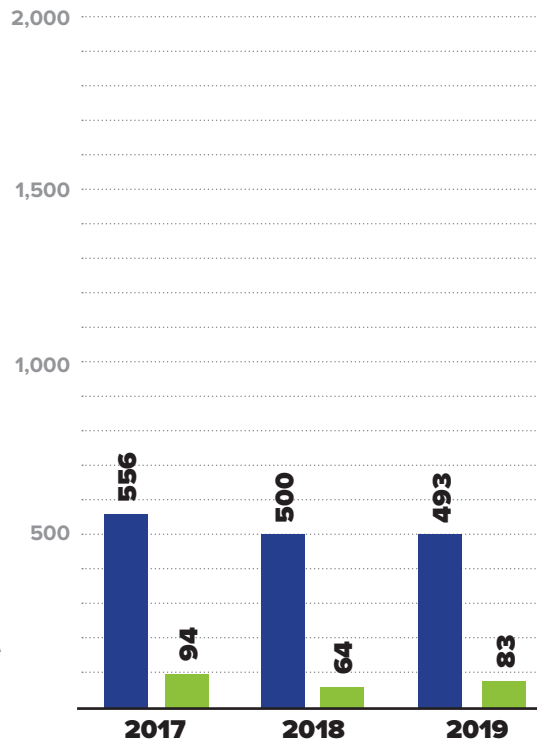
493

■ TOTAL REPORTS

83

■ SUBSTANTIATED REPORTS

NOTE: CPS and GPS data reported were investigated and substantiated by the CCYA and may vary from statewide data which include both CCYA and OCYF Regional Office investigations.



SUBSTANTIATED REPORTS BY SEX OF VICTIM

FEMALE

45

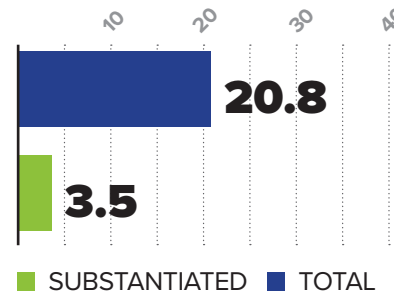
54.2%

MALE

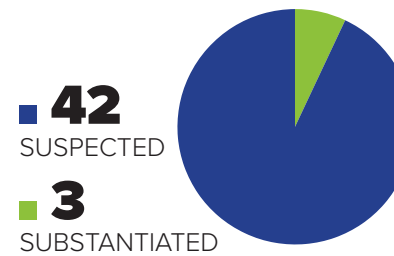
38

45.8%

CHILD ABUSE REPORTS PER 1,000 CHILDREN



CASES OF REPEAT ABUSE SUBSTANTIATED REPORTS



\$1,964,818

EXPENDITURES CHILD ABUSE INVESTIGATIONS AND GENERAL PROTECTIVE SERVICES ASSESSMENTS



NOTE: Expenditures include only state funding.

2019 FATALITIES

1/51 MALE 1 FEMALE 0

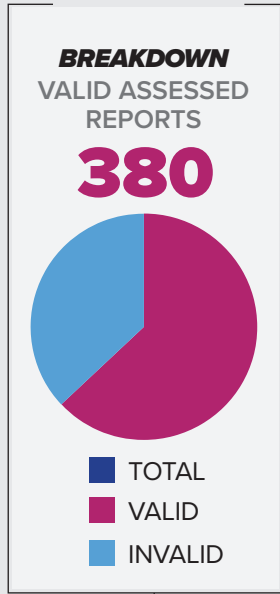
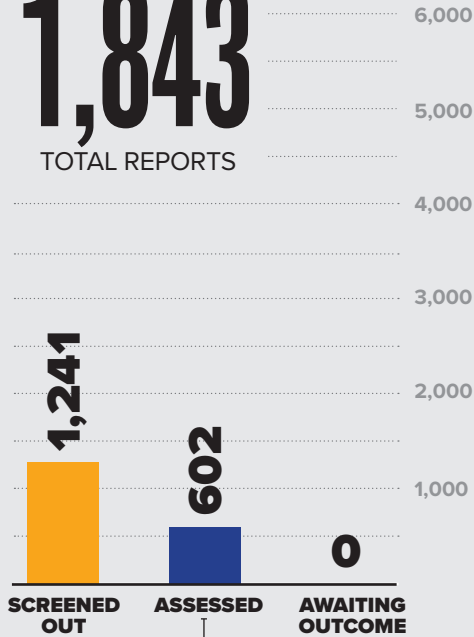
2019 NEAR FATALITIES

2/93 MALE 1 FEMALE 1

2019 REPORTS OF GENERAL PROTECTIVE SERVICES

1,843

TOTAL REPORTS



NUMBER OF CHILDREN ASSESSED

808
TOTAL

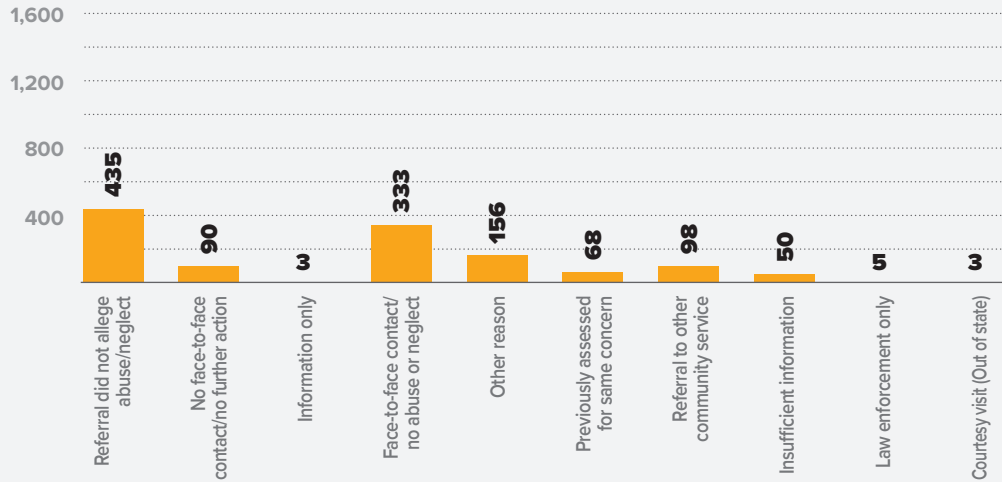
494
VALID

CHILDREN ASSESSED PER 1,000 CHILDREN

34.2
TOTAL

20.9
VALID

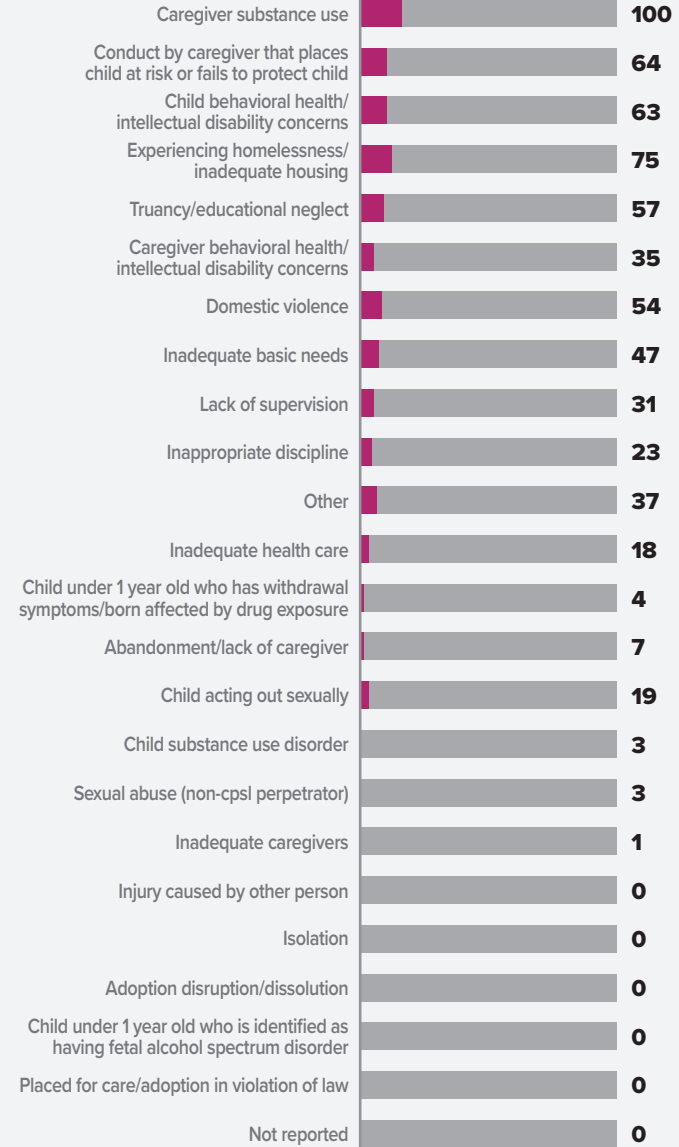
BREAKDOWN REPORTS SCREENED OUT BY REASON



VALID GPS CONCERNS BY TYPE

641

TOTAL CONCERNS



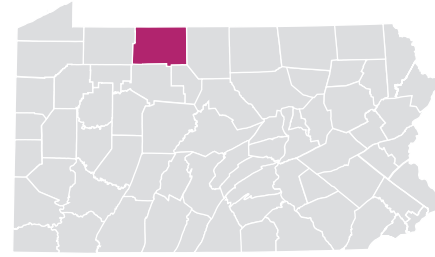
LYCOMING COUNTY

NOTES: A report may have more than one concern for each report; therefore, the total number of concerns will be greater than the total number of reports. In some reports, more than one child was assessed with valid concerns; therefore, the number of children assessed exceeds the number of valid assessed reports.

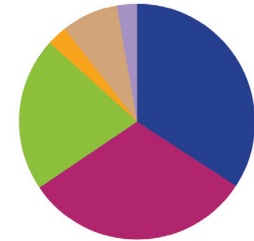


MCKEAN COUNTY

RURAL // POPULATION • 41,806 / POPULATION UNDER 18 • 8,373



TYPES OF ALLEGATIONS SUBSTANTIATED REPORTS



38 TOTAL ALLEGATIONS

- **13** (34.2%) Sexual abuse
- **12** (31.6%) Physical abuse/bodily injury
- **8** (21.1%) Serious physical neglect
- **1** (2.6%) Reasonable likelihood of bodily injury
- **3** (7.9%) Engaging in per se acts
- **0** (0.0%) Likelihood of sexual abuse/exploitation
- **0** (0.0%) Serious mental injury
- **1** (2.6%) Severe form of trafficking in persons or sex trafficking
- **0** (0.0%) Munchausen Syndrome By Proxy/medical abuse

NOTES: A report may have more than one allegation for each report; therefore, the total number of allegations will be greater than the total number of reports.

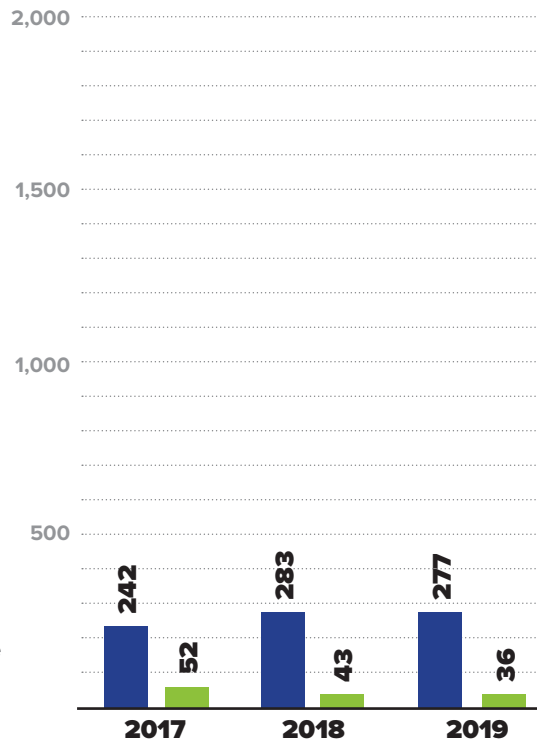
2019 REPORTS OF CHILD ABUSE

277

■ TOTAL REPORTS

36

■ SUBSTANTIATED REPORTS



SUBSTANTIATED REPORTS BY SEX OF VICTIM

FEMALE

23

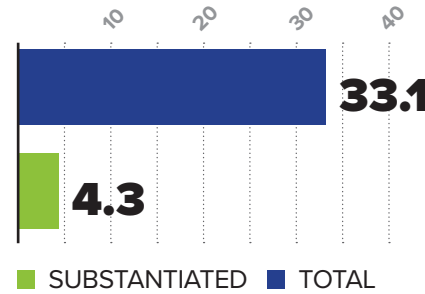
63.9%

MALE

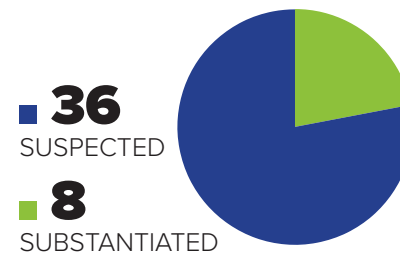
13

36.1%

CHILD ABUSE REPORTS PER 1,000 CHILDREN



CASES OF REPEAT ABUSE SUBSTANTIATED REPORTS



NOTE: CPS and GPS data reported were investigated and substantiated by the CCYA and may vary from statewide data which include both CCYA and OCYF Regional Office investigations.

\$1,249,334

EXPENDITURES CHILD ABUSE INVESTIGATIONS AND GENERAL PROTECTIVE SERVICES ASSESSMENTS



NOTE: Expenditures include only state funding.

2019 FATALITIES

0/51 MALE FEMALE

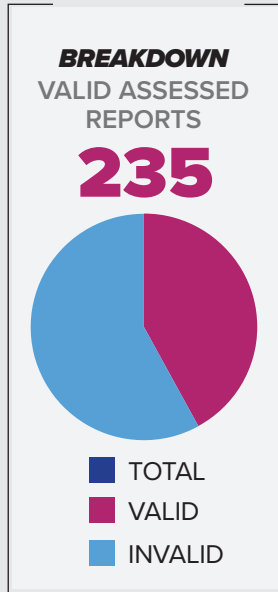
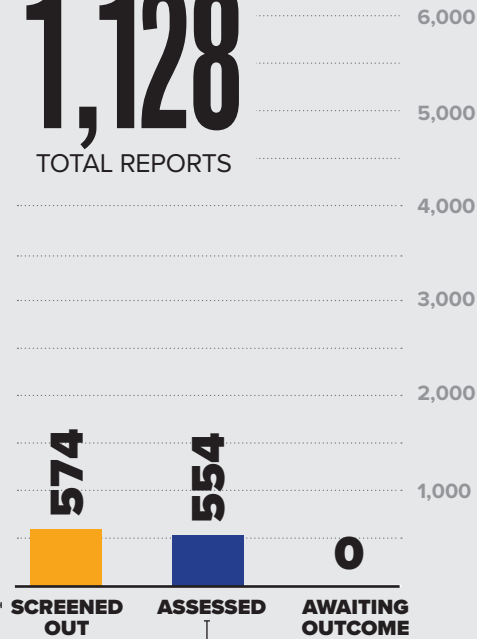
2019 NEAR FATALITIES

0/93 MALE FEMALE

2019 REPORTS OF GENERAL PROTECTIVE SERVICES

1,128

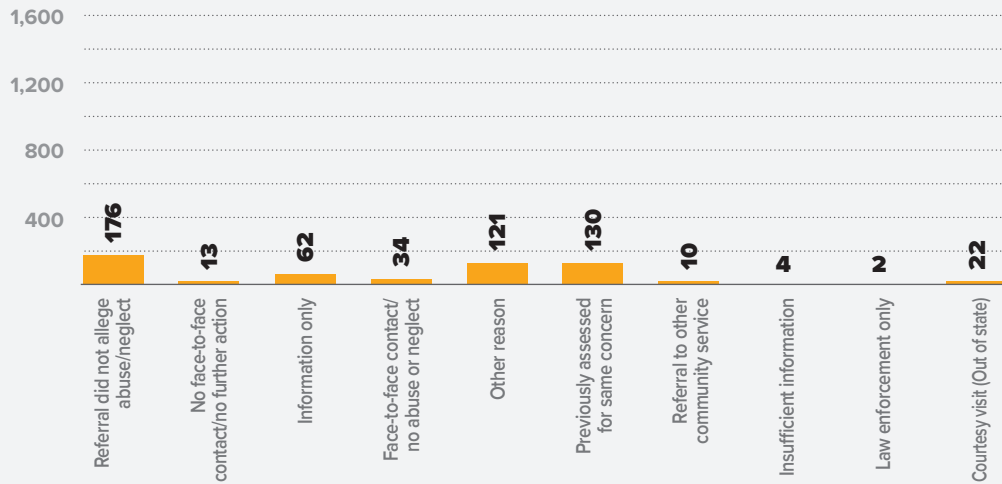
TOTAL REPORTS



NUMBER OF CHILDREN ASSESSED



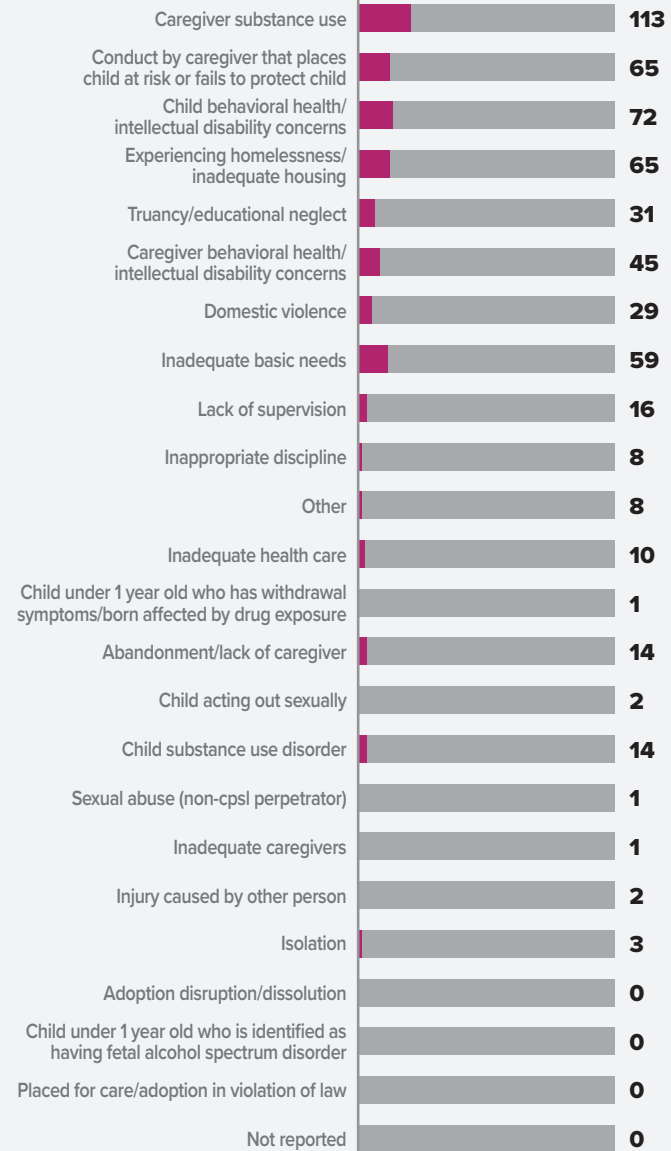
BREAKDOWN REPORTS SCREENED OUT BY REASON



VALID GPS CONCERNS BY TYPE

559

TOTAL CONCERNS



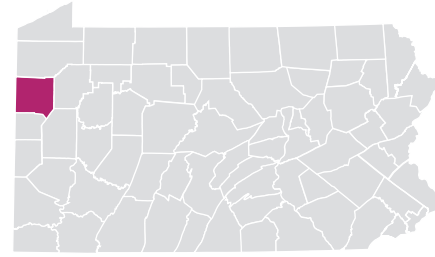
MCKEAN COUNTY

NOTES: A report may have more than one concern for each report; therefore, the total number of concerns will be greater than the total number of reports. In some reports, more than one child was assessed with valid concerns; therefore, the number of children assessed exceeds the number of valid assessed reports.

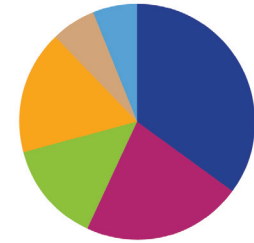


MERCER COUNTY

RURAL // POPULATION • 112,630 / POPULATION UNDER 18 • 22,321



TYPES OF ALLEGATIONS SUBSTANTIATED REPORTS



114 TOTAL ALLEGATIONS

- 40** (35.1%) Sexual abuse
- 25** (21.9%) Physical abuse/bodily injury
- 16** (14.0%) Serious physical neglect
- 19** (16.7%) Reasonable likelihood of bodily injury
- 7** (6.1%) Engaging in per se acts
- 7** (6.1%) Likelihood of sexual abuse/exploitation
- 0** (0.0%) Serious mental injury
- 0** (0.0%) Severe form of trafficking in persons or sex trafficking
- 0** (0.0%) Munchausen Syndrome By Proxy/medical abuse

NOTES: A report may have more than one allegation for each report; therefore, the total number of allegations will be greater than the total number of reports.

2019 REPORTS OF CHILD ABUSE

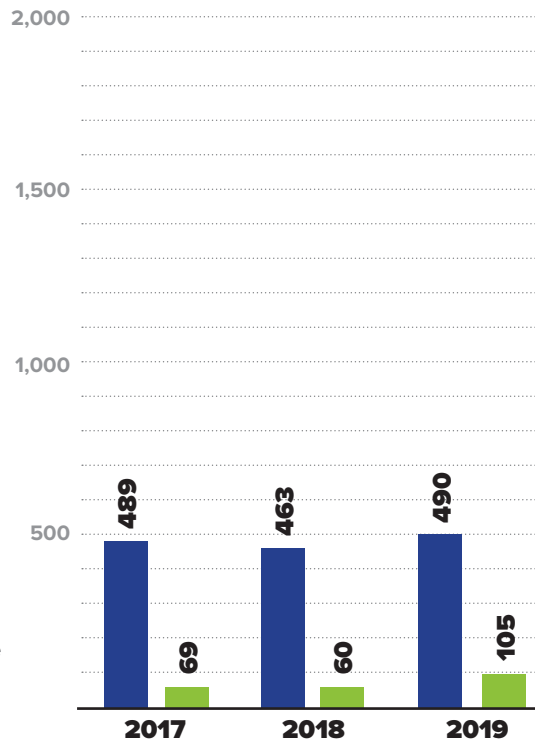
490

■ TOTAL REPORTS

105

■ SUBSTANTIATED REPORTS

NOTE: CPS and GPS data reported were investigated and substantiated by the CCYA and may vary from statewide data which include both CCYA and OCYF Regional Office investigations.

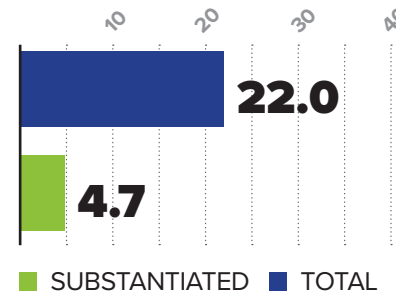


SUBSTANTIATED REPORTS BY SEX OF VICTIM

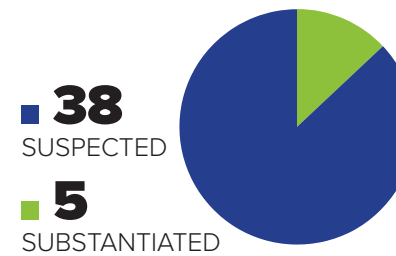
FEMALE
54
51.4%

MALE
51
48.6%

CHILD ABUSE REPORTS PER 1,000 CHILDREN



CASES OF REPEAT ABUSE SUBSTANTIATED REPORTS



\$2,920,675

EXPENDITURES CHILD ABUSE INVESTIGATIONS AND GENERAL PROTECTIVE SERVICES ASSESSMENTS



NOTE: Expenditures include only state funding.

2019 FATALITIES

1/51 MALE 1 FEMALE 0

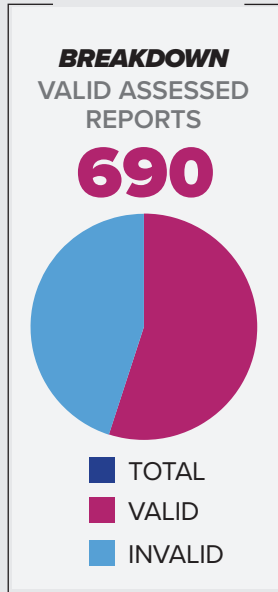
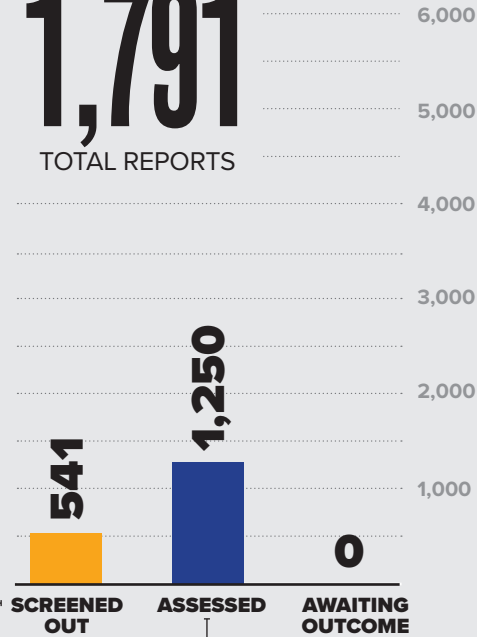
2019 NEAR FATALITIES

2/93 MALE 1 FEMALE 1

2019 REPORTS OF GENERAL PROTECTIVE SERVICES

1,791

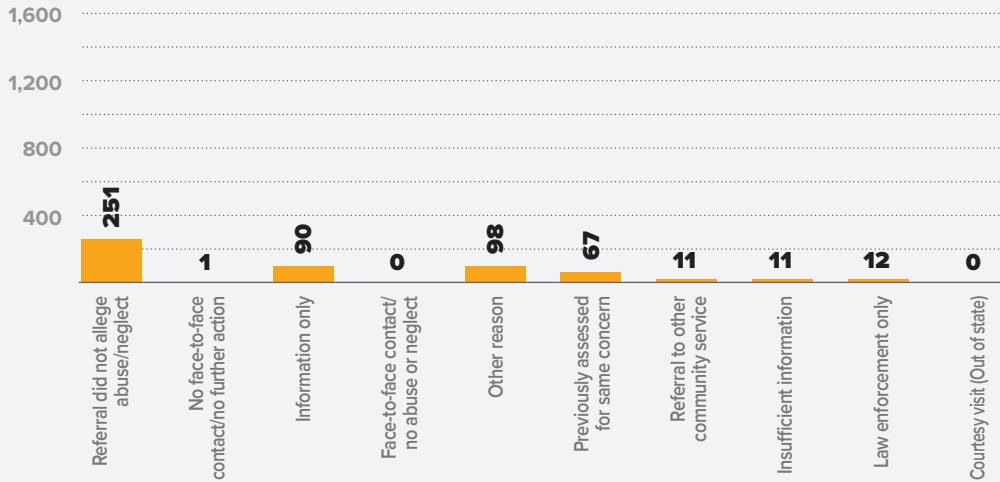
TOTAL REPORTS



NUMBER OF CHILDREN ASSESSED



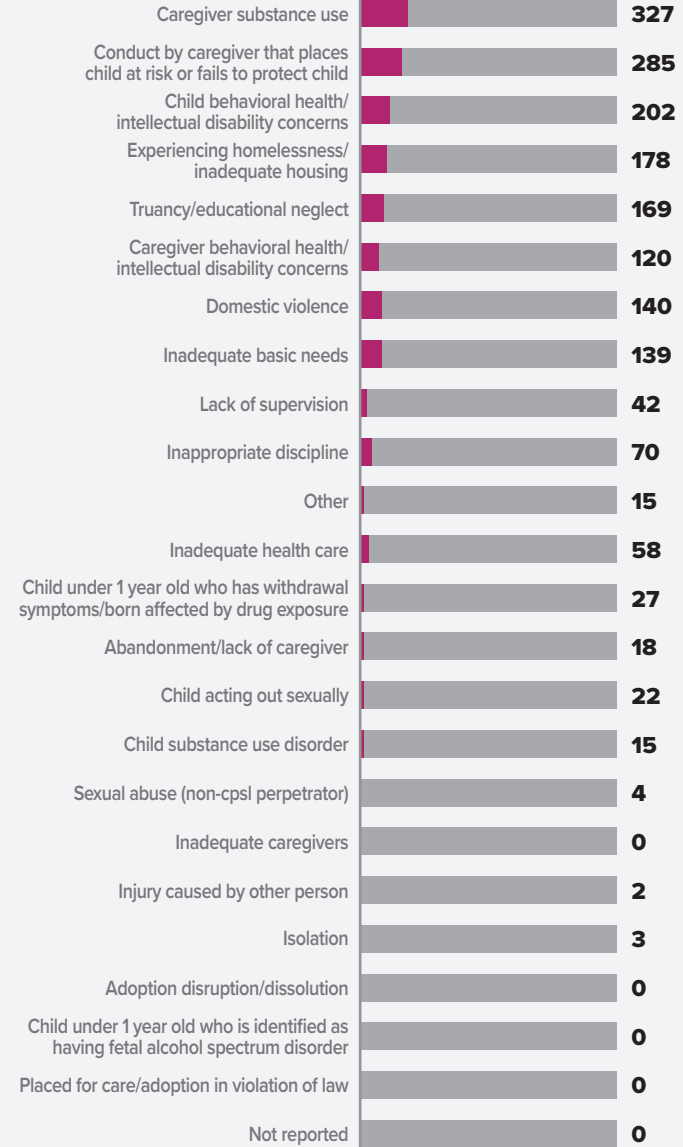
BREAKDOWN REPORTS SCREENED OUT BY REASON



VALID GPS CONCERNS BY TYPE

1,836

TOTAL CONCERNS



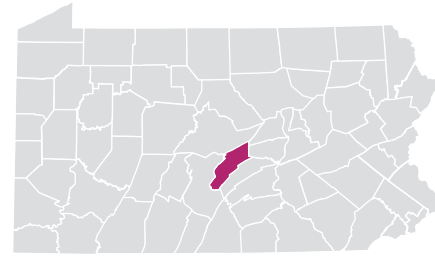
MERCER COUNTY

NOTES: A report may have more than one concern for each report; therefore, the total number of concerns will be greater than the total number of reports. In some reports, more than one child was assessed with valid concerns; therefore, the number of children assessed exceeds the number of valid assessed reports.

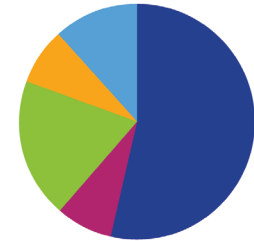


MIFFLIN COUNTY

RURAL // POPULATION • 46,362 / POPULATION UNDER 18 • 10,449



TYPES OF ALLEGATIONS SUBSTANTIATED REPORTS



26 TOTAL ALLEGATIONS

- **14** (53.8%) Sexual abuse
- **2** (7.7%) Physical abuse/bodily injury
- **5** (19.2%) Serious physical neglect
- **2** (7.7%) Reasonable likelihood of bodily injury
- **0** (0.0%) Engaging in per se acts
- **3** (11.5%) Likelihood of sexual abuse/exploitation
- **0** (0.0%) Serious mental injury
- **0** (0.0%) Severe form of trafficking in persons or sex trafficking
- **0** (0.0%) Munchausen Syndrome By Proxy/medical abuse

NOTES: A report may have more than one allegation for each report; therefore, the total number of allegations will be greater than the total number of reports.

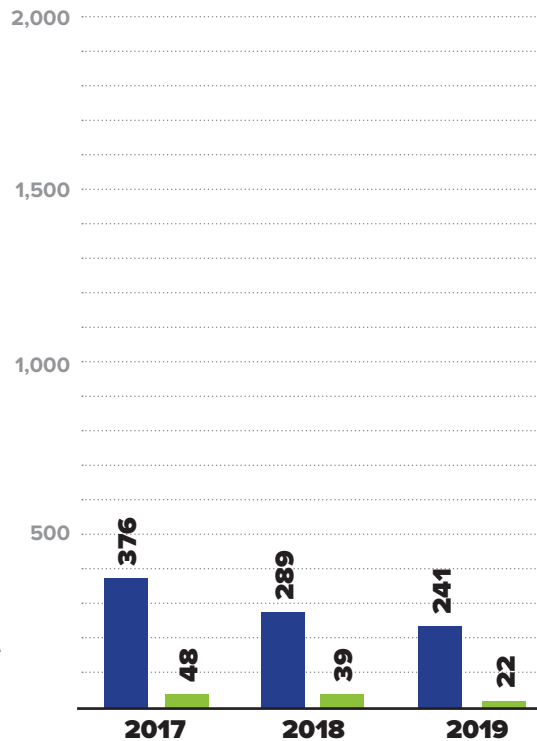
2019 REPORTS OF CHILD ABUSE

241

■ TOTAL REPORTS

22

■ SUBSTANTIATED REPORTS



NOTE: CPS and GPS data reported were investigated and substantiated by the CCYA and may vary from statewide data which include both CCYA and OCYF Regional Office investigations.

SUBSTANTIATED REPORTS BY SEX OF VICTIM

FEMALE

11

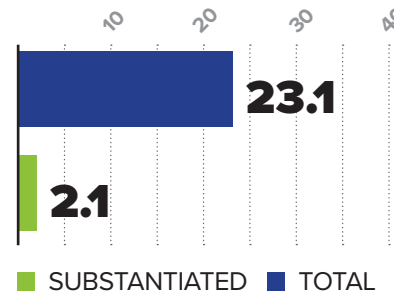
50.0%

MALE

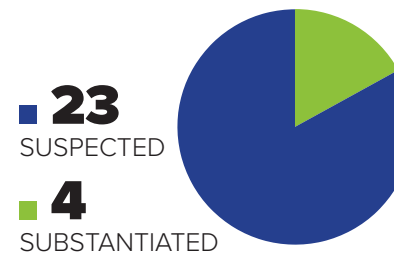
11

50.0%

CHILD ABUSE REPORTS PER 1,000 CHILDREN



CASES OF REPEAT ABUSE SUBSTANTIATED REPORTS



\$1,729,139

EXPENDITURES CHILD ABUSE INVESTIGATIONS AND GENERAL PROTECTIVE SERVICES ASSESSMENTS



NOTE: Expenditures include only state funding.

2019 FATALITIES

0/51 MALE FEMALE

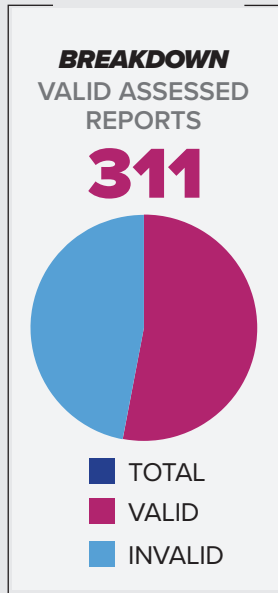
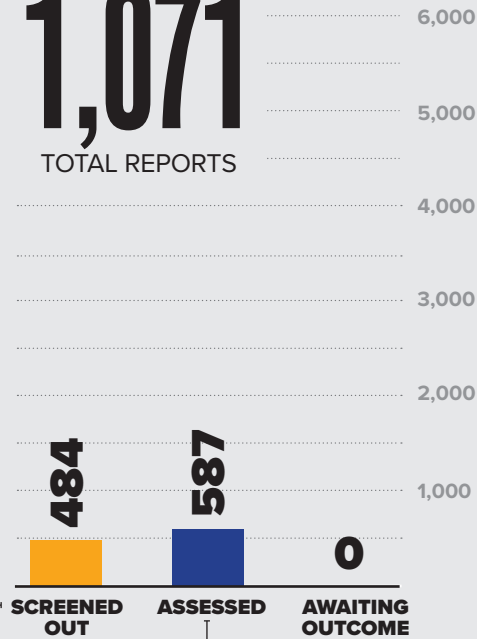
2019 NEAR FATALITIES

0/93 MALE FEMALE

2019 REPORTS OF GENERAL PROTECTIVE SERVICES

1,071

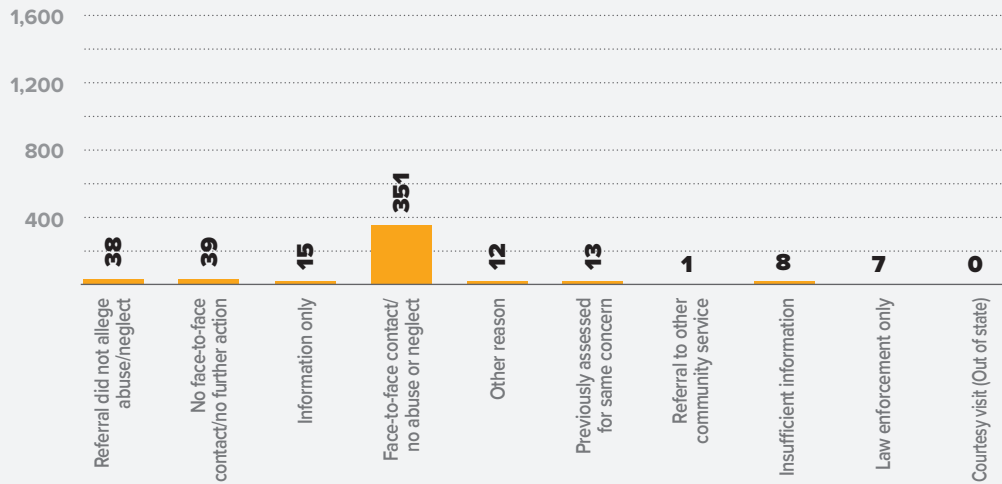
TOTAL REPORTS



NUMBER OF CHILDREN ASSESSED



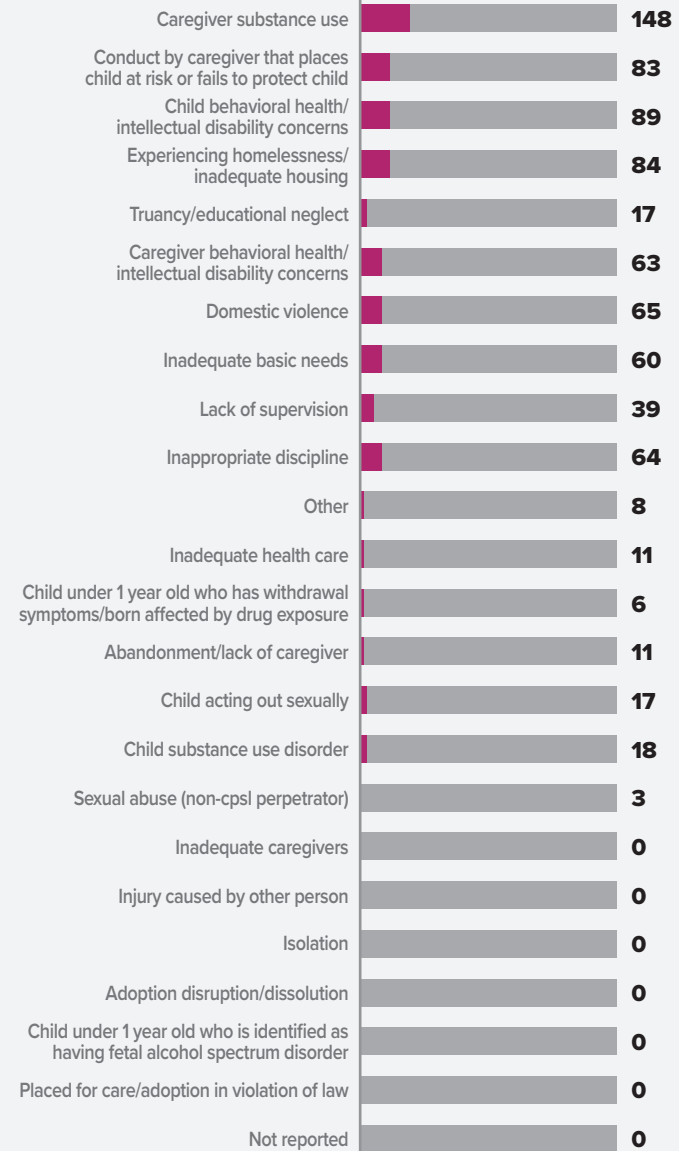
BREAKDOWN REPORTS SCREENED OUT BY REASON



VALID GPS CONCERNS BY TYPE

786

TOTAL CONCERNS



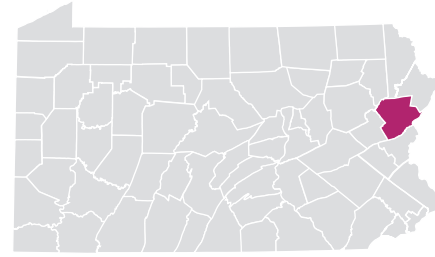
MIFFLIN COUNTY

NOTES: A report may have more than one concern for each report; therefore, the total number of concerns will be greater than the total number of reports. In some reports, more than one child was assessed with valid concerns; therefore, the number of children assessed exceeds the number of valid assessed reports.

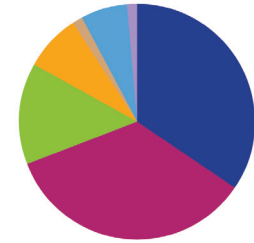


MONROE COUNTY

RURAL // POPULATION • 167,586 / POPULATION UNDER 18 • 33,787



TYPES OF ALLEGATIONS SUBSTANTIATED REPORTS



78 TOTAL ALLEGATIONS

- 27** (34.6%) Sexual abuse
- 27** (34.6%) Physical abuse/bodily injury
- 11** (14.1%) Serious physical neglect
- 6** (7.7%) Reasonable likelihood of bodily injury
- 1** (1.3%) Engaging in per se acts
- 5** (6.4%) Likelihood of sexual abuse/exploitation
- 0** (0.0%) Serious mental injury
- 1** (1.3%) Severe form of trafficking in persons or sex trafficking
- 0** (0.0%) Munchausen Syndrome By Proxy/medical abuse

NOTES: A report may have more than one allegation for each report; therefore, the total number of allegations will be greater than the total number of reports.

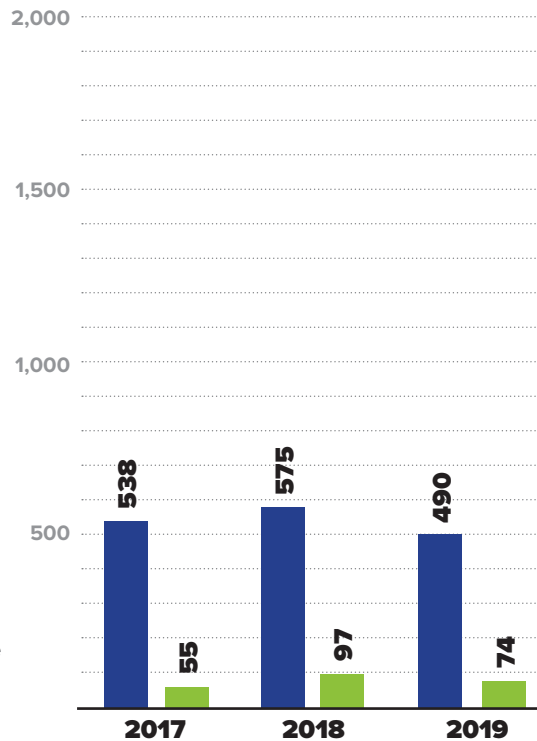
2019 REPORTS OF CHILD ABUSE

490

■ TOTAL REPORTS

74

■ SUBSTANTIATED REPORTS



NOTE: CPS and GPS data reported were investigated and substantiated by the CCYA and may vary from statewide data which include both CCYA and OCYF Regional Office investigations.

SUBSTANTIATED REPORTS BY SEX OF VICTIM

FEMALE

51

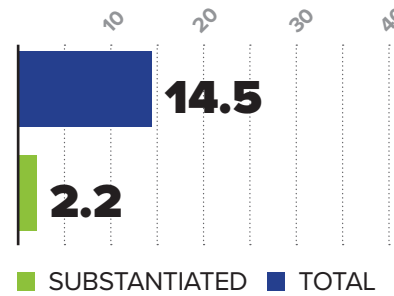
68.9%

MALE

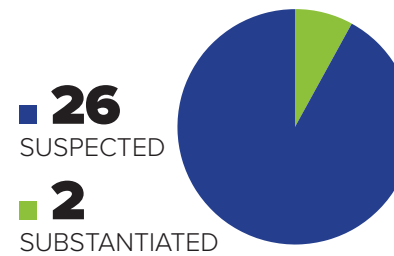
23

31.1%

CHILD ABUSE REPORTS PER 1,000 CHILDREN



CASES OF REPEAT ABUSE SUBSTANTIATED REPORTS



\$4,529,605

EXPENDITURES CHILD ABUSE INVESTIGATIONS AND GENERAL PROTECTIVE SERVICES ASSESSMENTS



NOTE: Expenditures include only state funding.

2019 FATALITIES

1/51 MALE 1 FEMALE 0

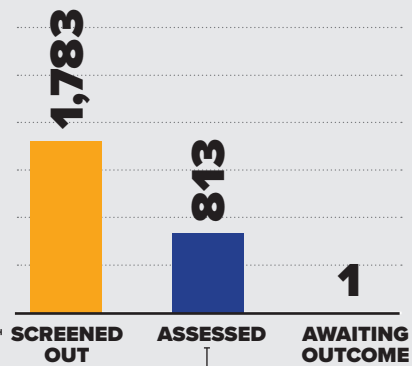
2019 NEAR FATALITIES

1/93 MALE 0 FEMALE 1

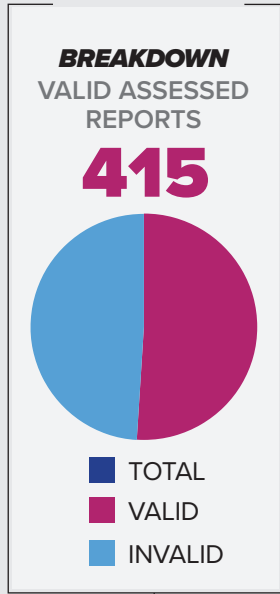
2019 REPORTS OF GENERAL PROTECTIVE SERVICES

2,597

TOTAL REPORTS



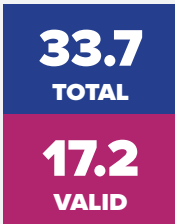
6,000
5,000
4,000
3,000
2,000
1,000



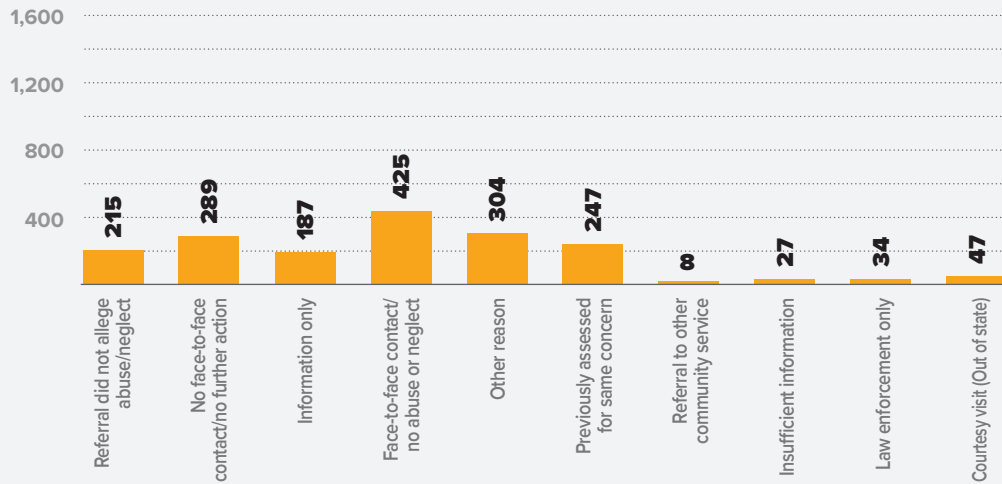
NUMBER OF CHILDREN ASSESSED



CHILDREN ASSESSED PER 1,000 CHILDREN



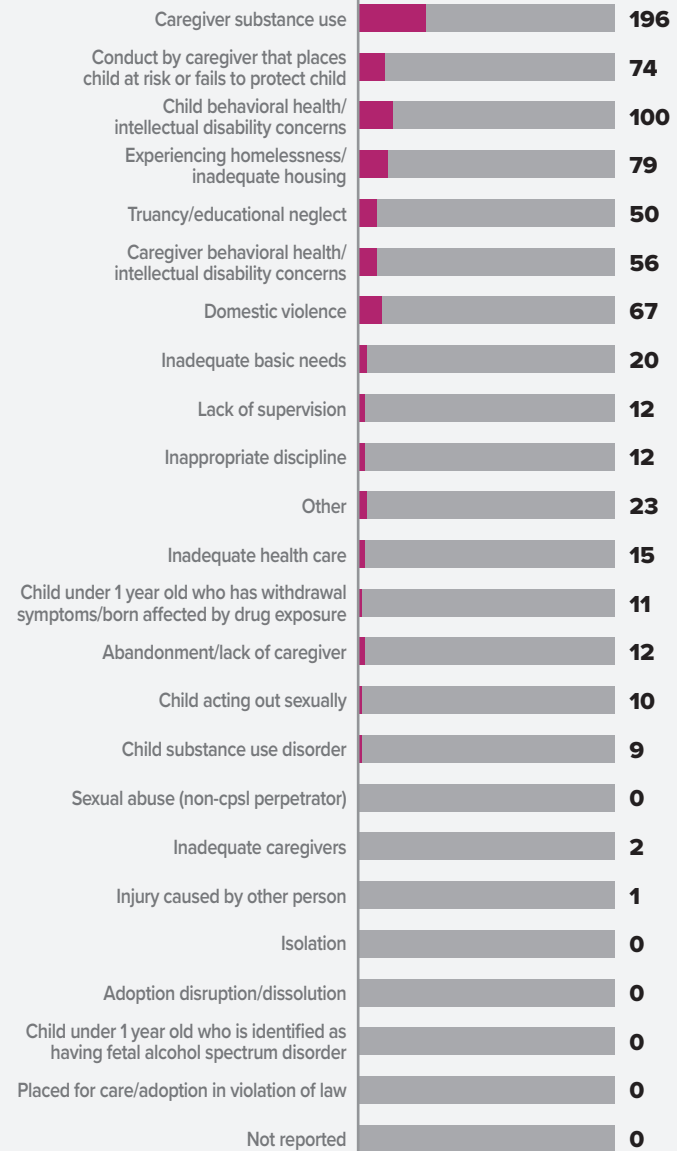
BREAKDOWN REPORTS SCREENED OUT BY REASON



VALID GPS CONCERNS BY TYPE

749

TOTAL CONCERNS



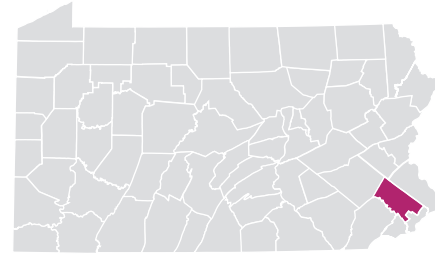
MONROE COUNTY

NOTES: A report may have more than one concern for each report; therefore, the total number of concerns will be greater than the total number of reports. In some reports, more than one child was assessed with valid concerns; therefore, the number of children assessed exceeds the number of valid assessed reports.

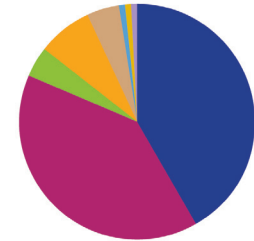


MONTGOMERY COUNTY

URBAN // POPULATION • 821,301 / POPULATION UNDER 18 • 178,892



TYPES OF ALLEGATIONS SUBSTANTIATED REPORTS



136 TOTAL ALLEGATIONS

- 57** (41.9%) Sexual abuse
- 54** (39.7%) Physical abuse/bodily injury
- 6** (4.4%) Serious physical neglect
- 10** (7.4%) Reasonable likelihood of bodily injury
- 6** (4.4%) Engaging in per se acts
- 1** (0.7%) Likelihood of sexual abuse/exploitation
- 1** (0.7%) Serious mental injury
- 1** (0.7%) Severe form of trafficking in persons or sex trafficking
- 0** (0.0%) Munchausen Syndrome By Proxy/medical abuse

NOTES: A report may have more than one allegation for each report; therefore, the total number of allegations will be greater than the total number of reports.

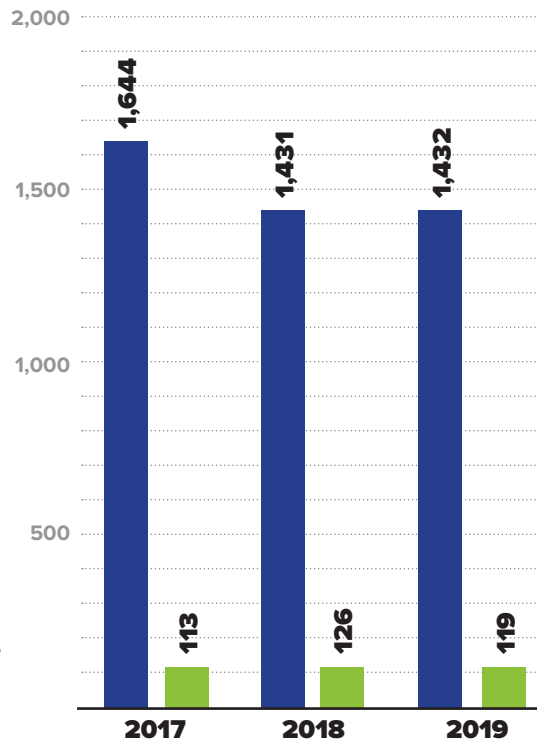
2019 REPORTS OF CHILD ABUSE

1,432

■ TOTAL REPORTS

119

■ SUBSTANTIATED REPORTS



NOTE: CPS and GPS data reported were investigated and substantiated by the CCYA and may vary from statewide data which include both CCYA and OCYF Regional Office investigations.

SUBSTANTIATED REPORTS BY SEX OF VICTIM

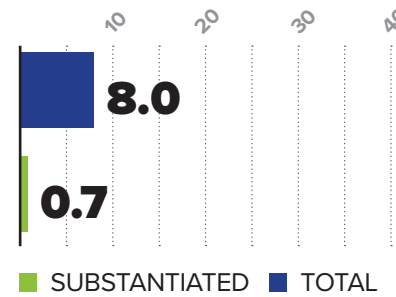
FEMALE

72
60.5%

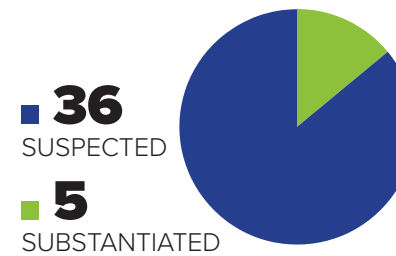
MALE

47
39.5%

CHILD ABUSE REPORTS PER 1,000 CHILDREN



CASES OF REPEAT ABUSE SUBSTANTIATED REPORTS



\$3,826,183

EXPENDITURES CHILD ABUSE INVESTIGATIONS AND GENERAL PROTECTIVE SERVICES ASSESSMENTS



NOTE: Expenditures include only state funding.

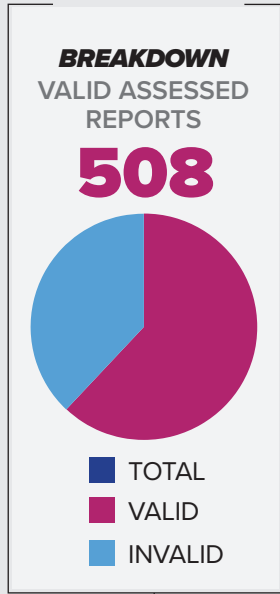
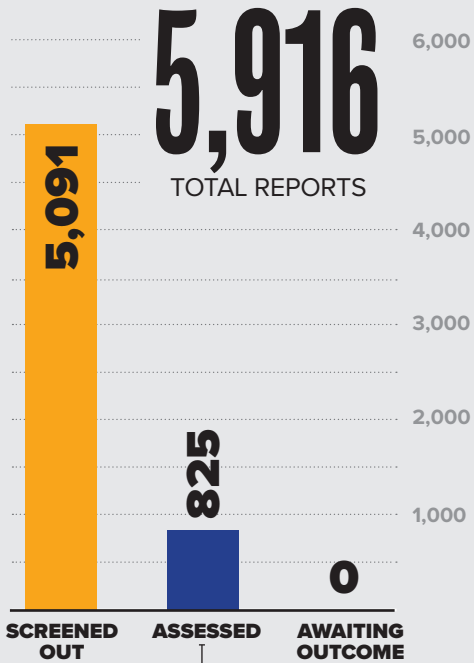
2019 FATALITIES

0/51 MALE 0 FEMALE 0

2019 NEAR FATALITIES

3/93 MALE 3 FEMALE 0

2019 REPORTS OF GENERAL PROTECTIVE SERVICES



NUMBER OF CHILDREN ASSESSED

1,178
TOTAL

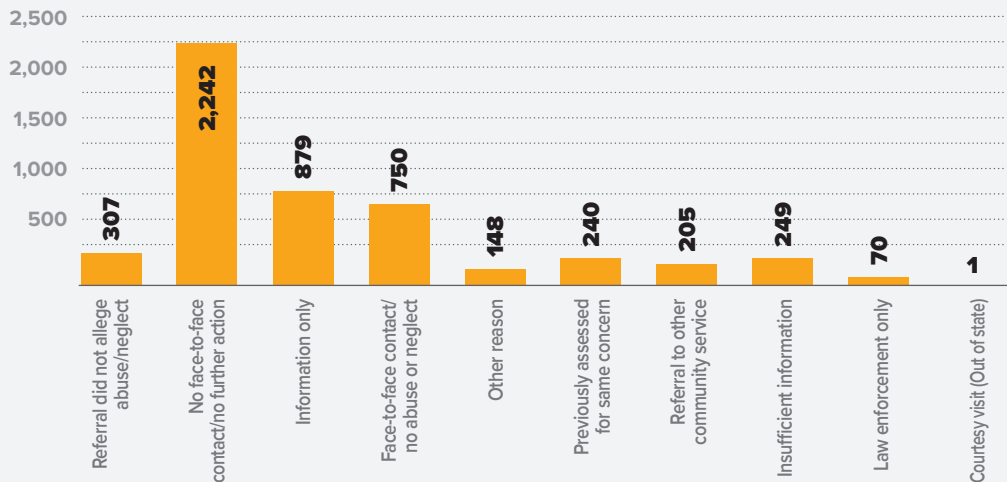
708
VALID

CHILDREN ASSESSED PER 1,000 CHILDREN

6.6
TOTAL

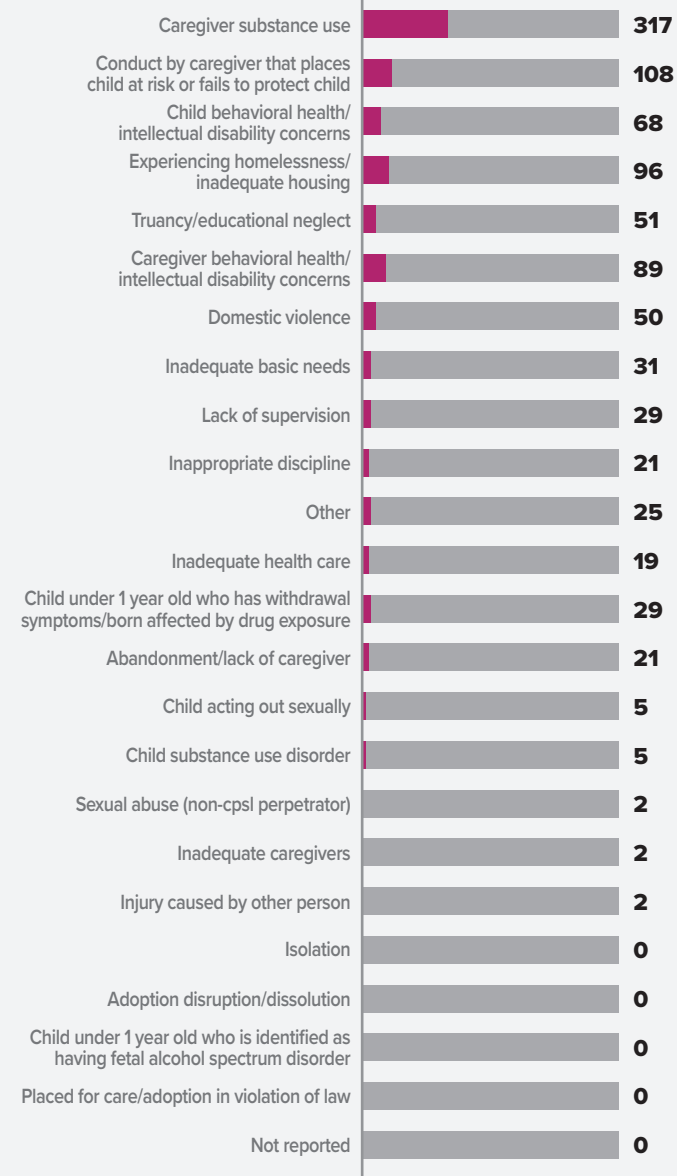
4.0
VALID

BREAKDOWN REPORTS SCREENED OUT BY REASON



VALID GPS CONCERNS BY TYPE

970
TOTAL CONCERNS

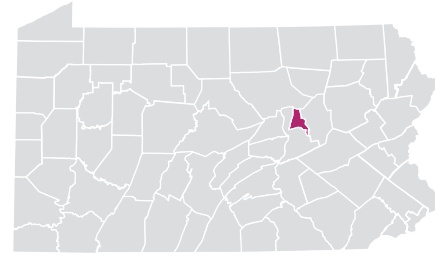


MONTGOMERY COUNTY

NOTES: A report may have more than one concern for each report; therefore, the total number of concerns will be greater than the total number of reports. In some reports, more than one child was assessed with valid concerns; therefore, the number of children assessed exceeds the number of valid assessed reports.

MONTOUR COUNTY

URBAN // POPULATION • 18,294 / POPULATION UNDER 18 • 3,681



TYPES OF ALLEGATIONS SUBSTANTIATED REPORTS



4 TOTAL ALLEGATIONS

- 2** (50.0%) Sexual abuse
- 1** (25.0%) Physical abuse/bodily injury
- 0** (0.0%) Serious physical neglect
- 1** (25.0%) Reasonable likelihood of bodily injury
- 0** (0.0%) Engaging in per se acts
- 0** (0.0%) Likelihood of sexual abuse/exploitation
- 0** (0.0%) Serious mental injury
- 0** (0.0%) Severe form of trafficking in persons or sex trafficking
- 0** (0.0%) Munchausen Syndrome By Proxy/medical abuse

NOTES: A report may have more than one allegation for each report; therefore, the total number of allegations will be greater than the total number of reports.

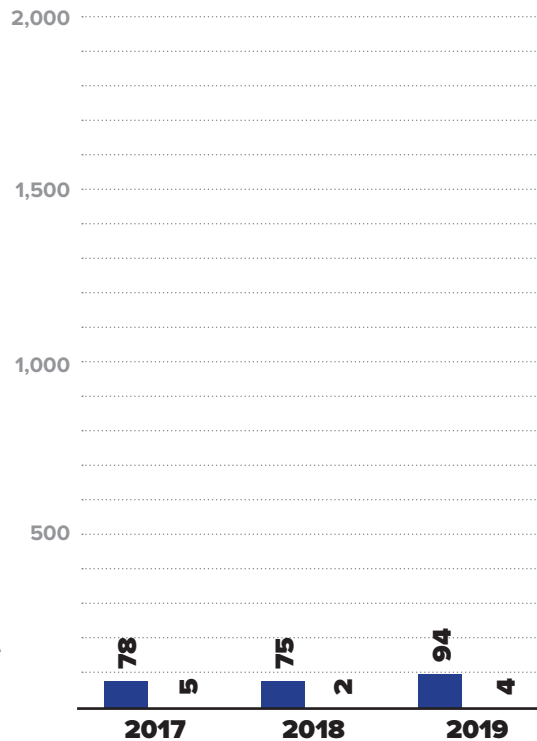
2019 REPORTS OF CHILD ABUSE

94

■ TOTAL REPORTS

4

■ SUBSTANTIATED REPORTS



NOTE: CPS and GPS data reported were investigated and substantiated by the CCYA and may vary from statewide data which include both CCYA and OCYF Regional Office investigations.

SUBSTANTIATED REPORTS BY SEX OF VICTIM

FEMALE

2

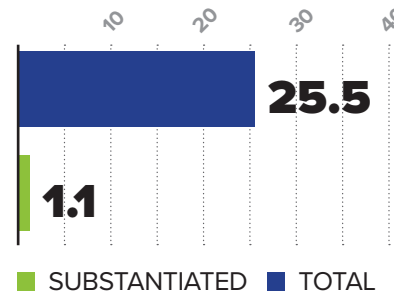
50.0%

MALE

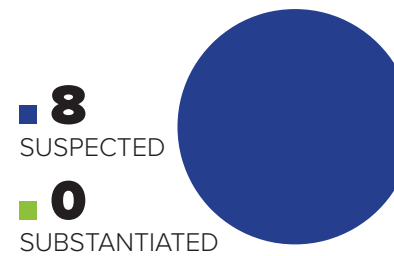
2

50.0%

CHILD ABUSE REPORTS PER 1,000 CHILDREN



CASES OF REPEAT ABUSE SUBSTANTIATED REPORTS



\$223,935

EXPENDITURES CHILD ABUSE INVESTIGATIONS AND GENERAL PROTECTIVE SERVICES ASSESSMENTS



NOTE: Expenditures include only state funding.

2019 FATALITIES

0/51 MALE 0 FEMALE 0

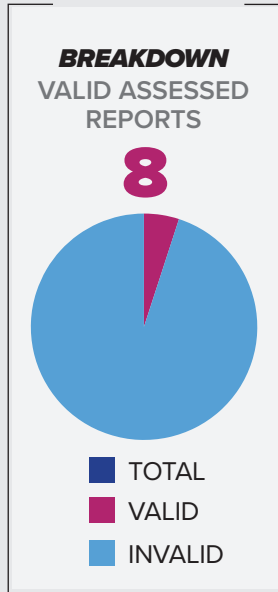
2019 NEAR FATALITIES

0/93 MALE 0 FEMALE 0

2019 REPORTS OF GENERAL PROTECTIVE SERVICES

278

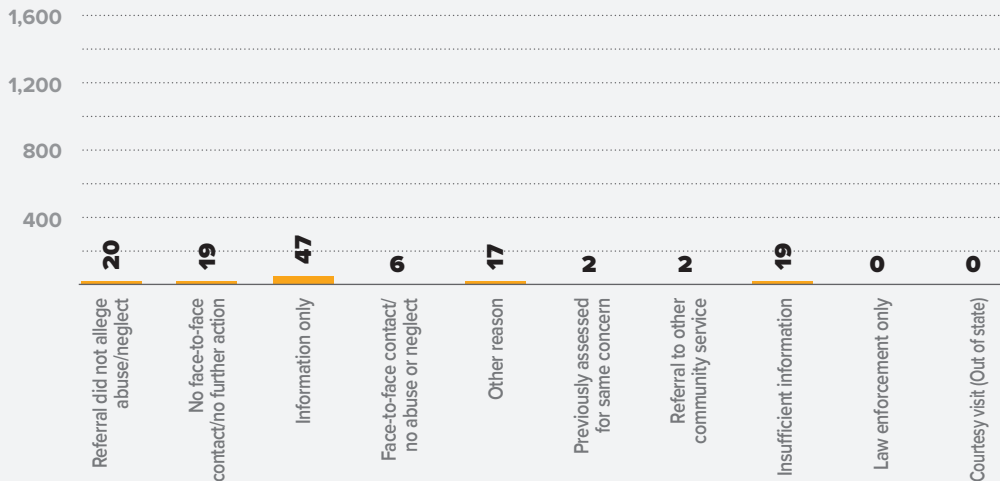
TOTAL REPORTS



NUMBER OF CHILDREN ASSESSED



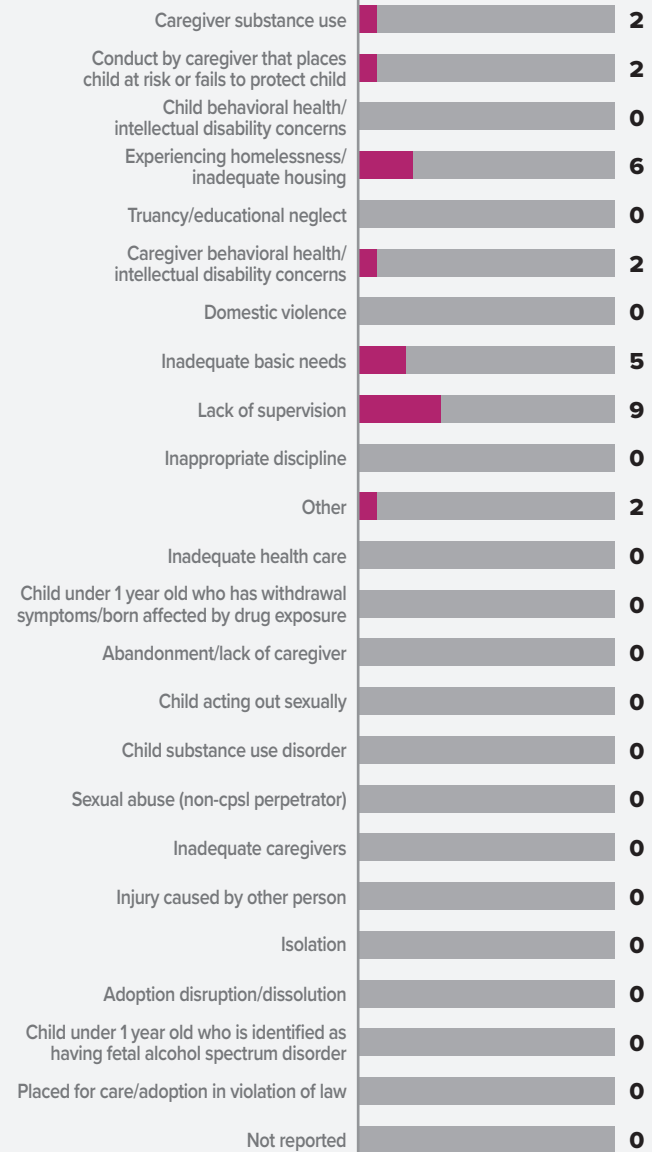
BREAKDOWN REPORTS SCREENED OUT BY REASON



VALID GPS CONCERNS BY TYPE

28

TOTAL CONCERNS



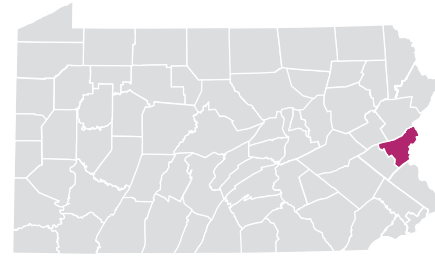
MONTOUR COUNTY

NOTES: A report may have more than one concern for each report; therefore, the total number of concerns will be greater than the total number of reports. In some reports, more than one child was assessed with valid concerns; therefore, the number of children assessed exceeds the number of valid assessed reports.

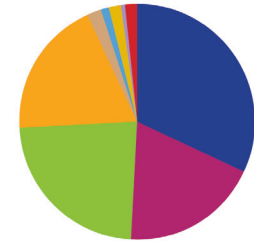


NORTHAMPTON COUNTY

URBAN // POPULATION • 301,778 / POPULATION UNDER 18 • 61,052



TYPES OF ALLEGATIONS SUBSTANTIATED REPORTS



190 TOTAL ALLEGATIONS

- 61** (32.1%) Sexual abuse
- 36** (18.9%) Physical abuse/bodily injury
- 44** (23.2%) Serious physical neglect
- 36** (18.9%) Reasonable likelihood of bodily injury
- 4** (2.1%) Engaging in per se acts
- 2** (1.1%) Likelihood of sexual abuse/exploitation
- 3** (1.6%) Serious mental injury
- 1** (0.5%) Severe form of trafficking in persons or sex trafficking
- 3** (1.6%) Munchausen Syndrome By Proxy/medical abuse

NOTES: A report may have more than one allegation for each report; therefore, the total number of allegations will be greater than the total number of reports.

2019 REPORTS OF CHILD ABUSE

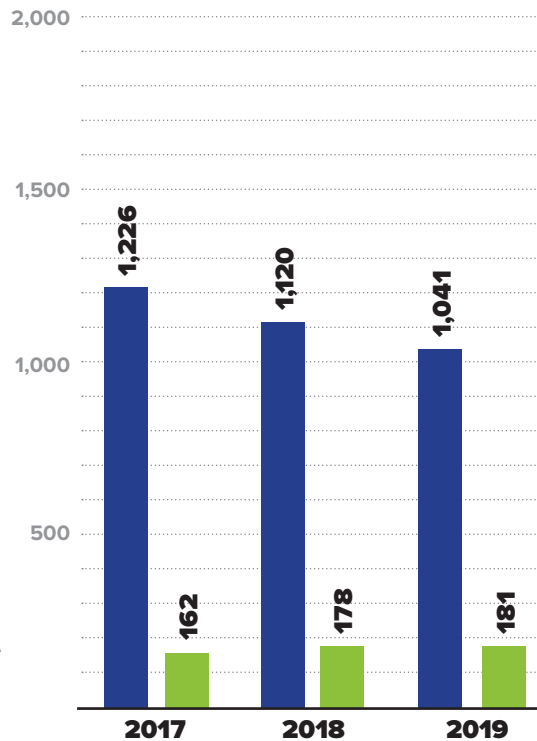
1,041

TOTAL REPORTS

181

SUBSTANTIATED REPORTS

NOTE: CPS and GPS data reported were investigated and substantiated by the CCYA and may vary from statewide data which include both CCYA and OCYF Regional Office investigations.



SUBSTANTIATED REPORTS BY SEX OF VICTIM

FEMALE

111

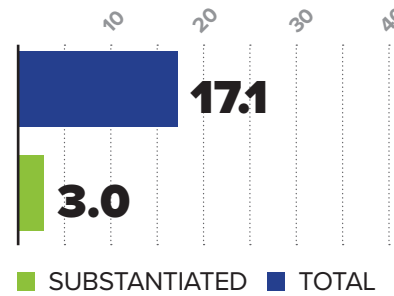
61.3%

MALE

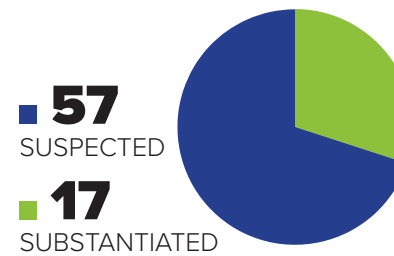
70

38.7%

CHILD ABUSE REPORTS PER 1,000 CHILDREN




CASES OF REPEAT ABUSE SUBSTANTIATED REPORTS



\$5,142,817

EXPENDITURES CHILD ABUSE INVESTIGATIONS AND GENERAL PROTECTIVE SERVICES ASSESSMENTS



NOTE: Expenditures include only state funding.

2019 FATALITIES

0/51 MALE 0 FEMALE 0

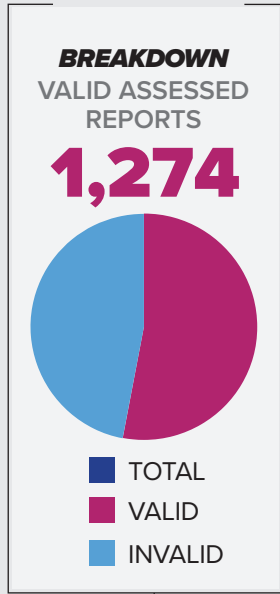
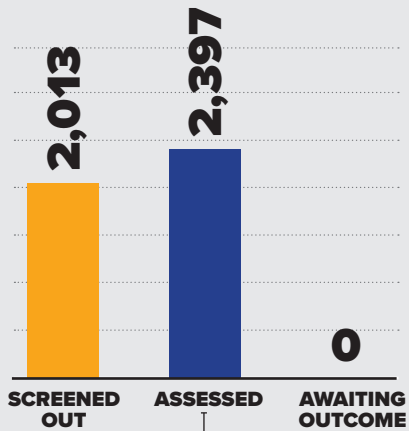
2019 NEAR FATALITIES

3/93 MALE 2 FEMALE 1

2019 REPORTS OF GENERAL PROTECTIVE SERVICES

4,410

TOTAL REPORTS



NUMBER OF CHILDREN ASSESSED

3,607

TOTAL

1,863

VALID

CHILDREN ASSESSED PER 1,000 CHILDREN

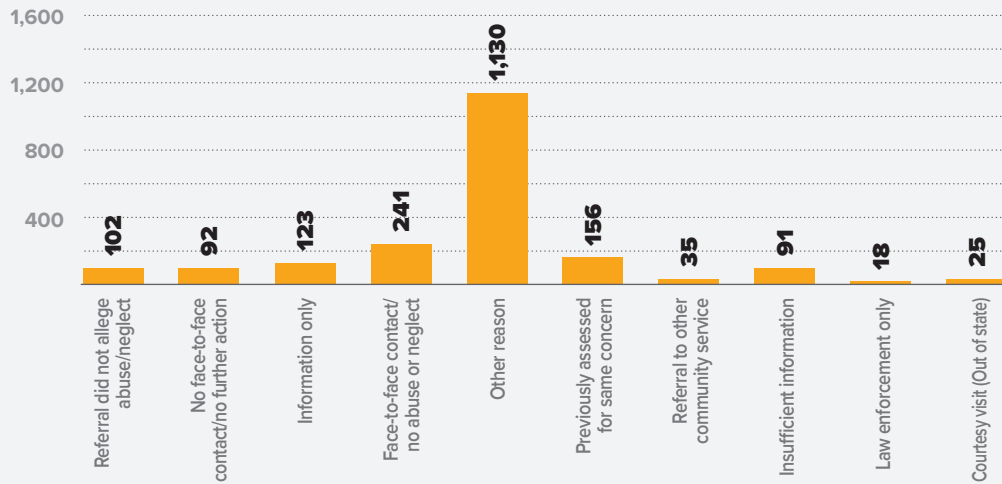
59.1

TOTAL

30.5

VALID

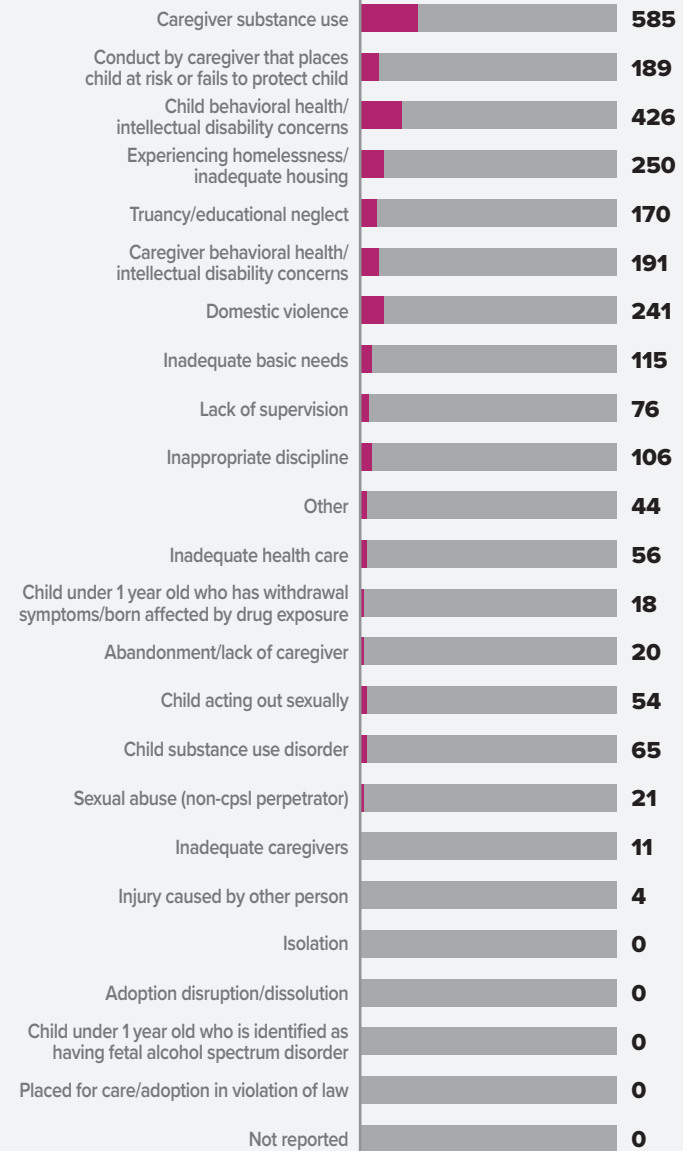
BREAKDOWN REPORTS SCREENED OUT BY REASON



VALID GPS CONCERNS BY TYPE

2,642

TOTAL CONCERNS

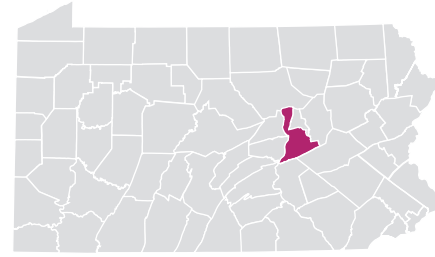


NORTHAMPTON COUNTY

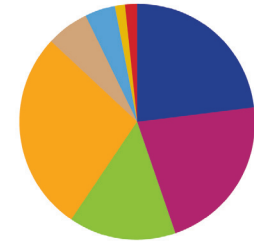
NOTES: A report may have more than one concern for each report; therefore, the total number of concerns will be greater than the total number of reports. In some reports, more than one child was assessed with valid concerns; therefore, the number of children assessed exceeds the number of valid assessed reports.

NORTHUMBERLAND COUNTY

RURAL // POPULATION • 92,325 / POPULATION UNDER 18 • 18,238



TYPES OF ALLEGATIONS SUBSTANTIATED REPORTS



69 TOTAL ALLEGATIONS

- 16** (23.2%) Sexual abuse
- 15** (21.7%) Physical abuse/bodily injury
- 10** (14.5%) Serious physical neglect
- 19** (27.5%) Reasonable likelihood of bodily injury
- 4** (5.8%) Engaging in per se acts
- 3** (4.3%) Likelihood of sexual abuse/exploitation
- 1** (1.4%) Serious mental injury
- 0** (0.0%) Severe form of trafficking in persons or sex trafficking
- 1** (1.4%) Munchausen Syndrome By Proxy/medical abuse

NOTES: A report may have more than one allegation for each report; therefore, the total number of allegations will be greater than the total number of reports.

2019 REPORTS OF CHILD ABUSE

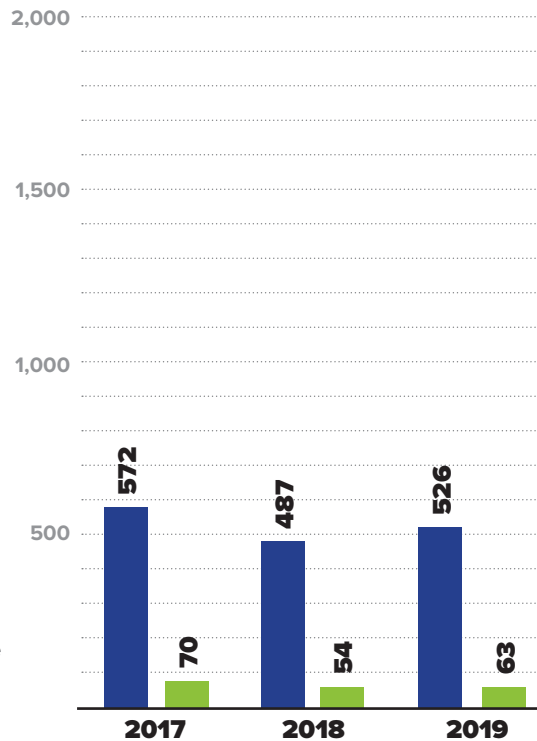
526

■ TOTAL REPORTS

63

■ SUBSTANTIATED REPORTS

NOTE: CPS and GPS data reported were investigated and substantiated by the CCYA and may vary from statewide data which include both CCYA and OCYF Regional Office investigations.



SUBSTANTIATED REPORTS BY SEX OF VICTIM

FEMALE

36

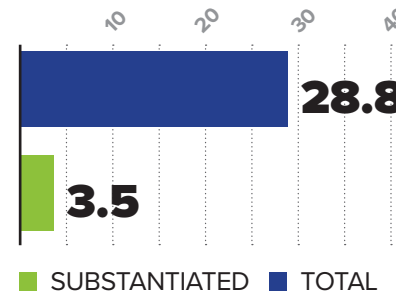
57.1%

MALE

27

42.9%

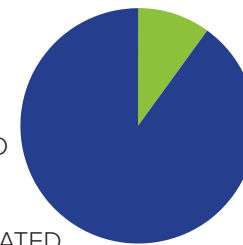
CHILD ABUSE REPORTS PER 1,000 CHILDREN



CASES OF REPEAT ABUSE SUBSTANTIATED REPORTS

■ **29** SUSPECTED

■ **3** SUBSTANTIATED



\$1,712,957

EXPENDITURES CHILD ABUSE INVESTIGATIONS AND GENERAL PROTECTIVE SERVICES ASSESSMENTS



NOTE: Expenditures include only state funding.

2019 FATALITIES

1/51 MALE 0 FEMALE 1

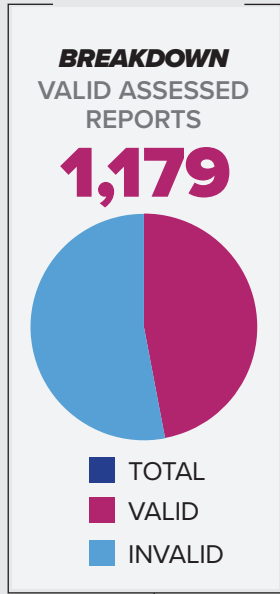
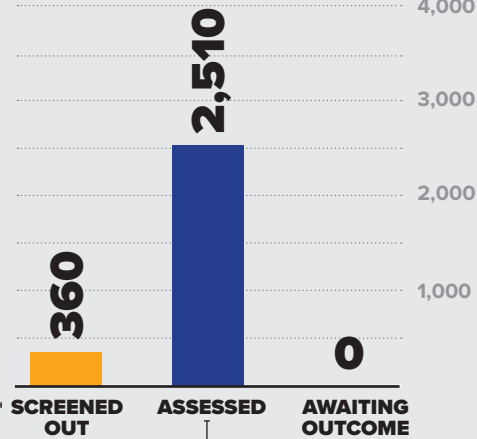
2019 NEAR FATALITIES

0/93 MALE 0 FEMALE 0

2019 REPORTS OF GENERAL PROTECTIVE SERVICES

2,870

TOTAL REPORTS



NUMBER OF CHILDREN ASSESSED

4,036

TOTAL

1,784

VALID

CHILDREN ASSESSED PER 1,000 CHILDREN

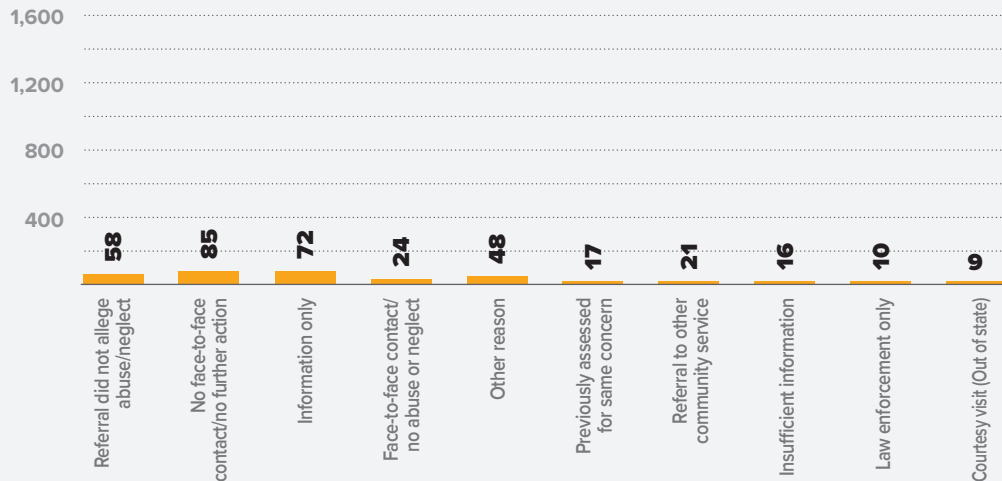
221.3

TOTAL

97.8

VALID

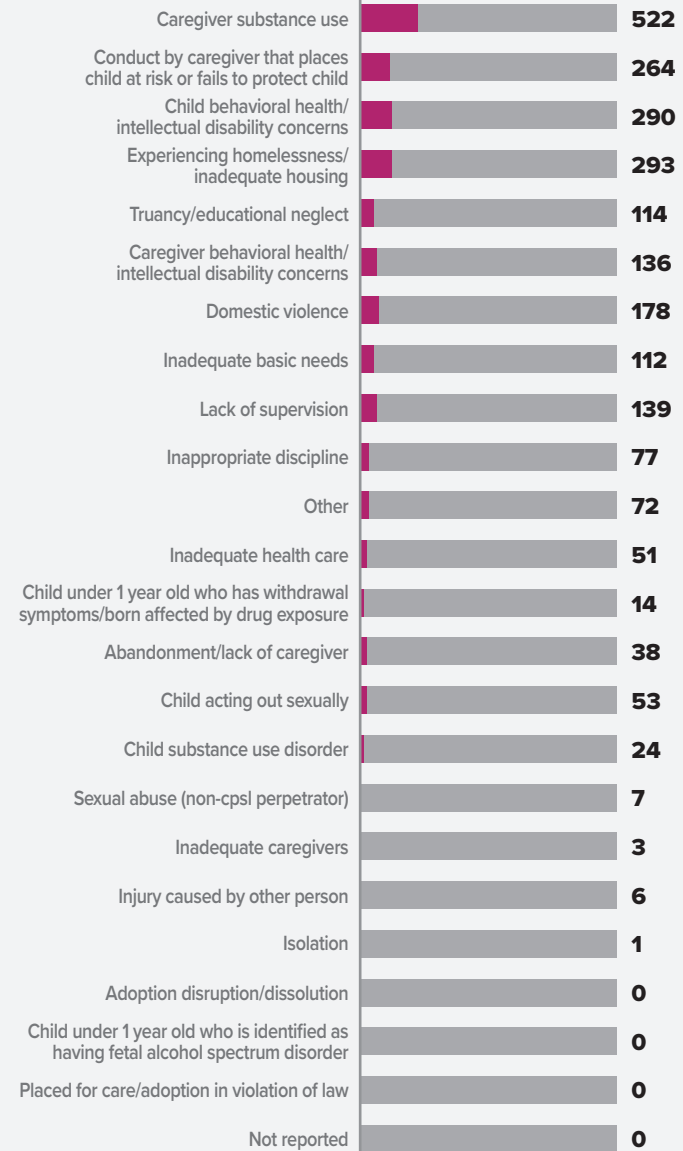
BREAKDOWN REPORTS SCREENED OUT BY REASON



VALID GPS CONCERNS BY TYPE

2,394

TOTAL CONCERNS

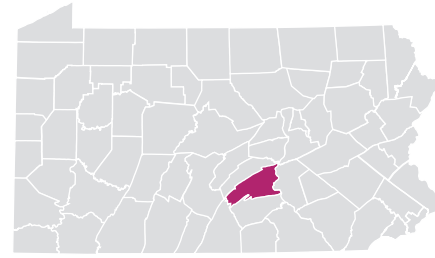


NOTES: A report may have more than one concern for each report; therefore, the total number of concerns will be greater than the total number of reports. In some reports, more than one child was assessed with valid concerns; therefore, the number of children assessed exceeds the number of valid assessed reports.

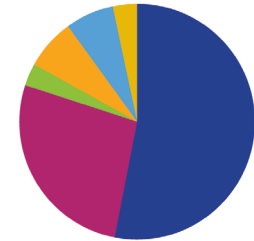


PERRY COUNTY

RURAL // POPULATION • 45,924 / POPULATION UNDER 18 • 9,960



TYPES OF ALLEGATIONS SUBSTANTIATED REPORTS



30 TOTAL ALLEGATIONS

- 16** (53.3%) Sexual abuse
- 8** (26.7%) Physical abuse/bodily injury
- 1** (3.3%) Serious physical neglect
- 2** (6.7%) Reasonable likelihood of bodily injury
- 0** (0.0%) Engaging in per se acts
- 2** (6.7%) Likelihood of sexual abuse/exploitation
- 1** (3.3%) Serious mental injury
- 0** (0.0%) Severe form of trafficking in persons or sex trafficking
- 0** (0.0%) Munchausen Syndrome By Proxy/medical abuse

NOTES: A report may have more than one allegation for each report; therefore, the total number of allegations will be greater than the total number of reports.

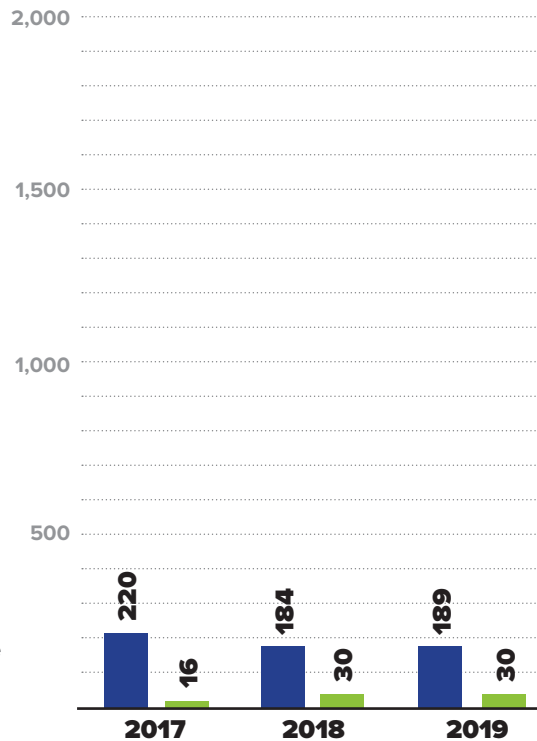
2019 REPORTS OF CHILD ABUSE

189

■ TOTAL REPORTS

30

■ SUBSTANTIATED REPORTS



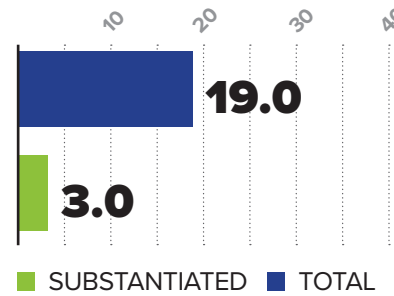
NOTE: CPS and GPS data reported were investigated and substantiated by the CCYA and may vary from statewide data which include both CCYA and OCYF Regional Office investigations.

SUBSTANTIATED REPORTS BY SEX OF VICTIM

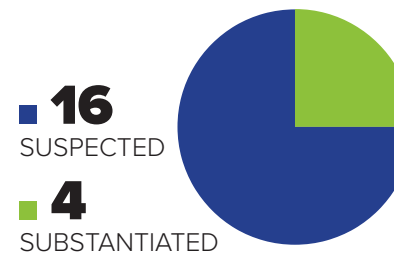
FEMALE
16
53.3%

MALE
14
46.7%

CHILD ABUSE REPORTS PER 1,000 CHILDREN



CASES OF REPEAT ABUSE SUBSTANTIATED REPORTS



\$724,279

EXPENDITURES CHILD ABUSE INVESTIGATIONS AND GENERAL PROTECTIVE SERVICES ASSESSMENTS



NOTE: Expenditures include only state funding.

2019 FATALITIES

0/51 MALE FEMALE

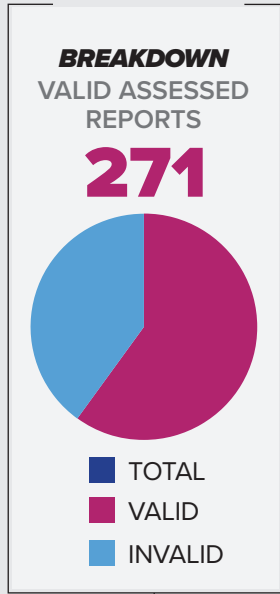
2019 NEAR FATALITIES

0/93 MALE FEMALE

2019 REPORTS OF GENERAL PROTECTIVE SERVICES

680


TOTAL REPORTS



NUMBER OF CHILDREN ASSESSED



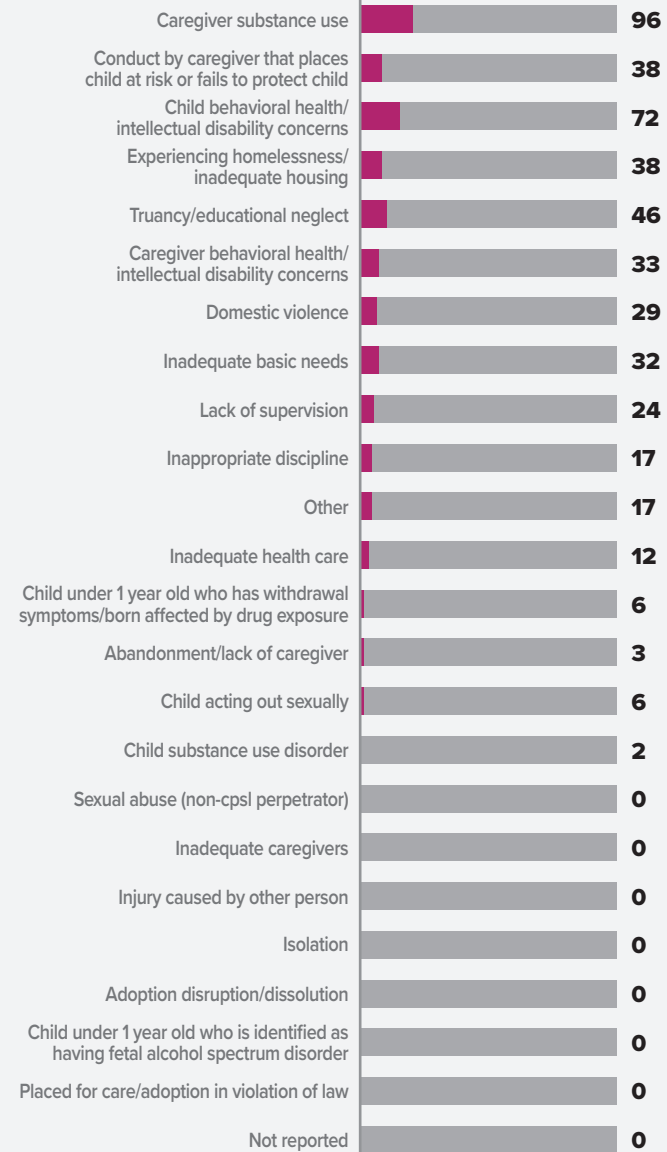
BREAKDOWN REPORTS SCREENED OUT BY REASON



VALID GPS CONCERNS BY TYPE

471

TOTAL CONCERNS

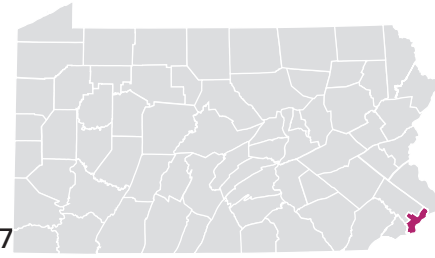


PERRY COUNTY

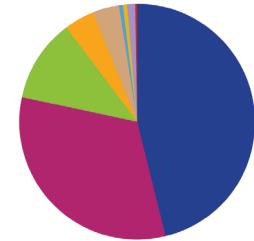
NOTES: A report may have more than one concern for each report; therefore, the total number of concerns will be greater than the total number of reports. In some reports, more than one child was assessed with valid concerns; therefore, the number of children assessed exceeds the number of valid assessed reports.

PHILADELPHIA COUNTY

URBAN // POPULATION • 1,575,522 / POPULATION UNDER 18 • 346,267



TYPES OF ALLEGATIONS SUBSTANTIATED REPORTS



855 TOTAL ALLEGATIONS

- 395** (46.2%) Sexual abuse
- 277** (32.4%) Physical abuse/bodily injury
- 96** (11.2%) Serious physical neglect
- 35** (4.1%) Reasonable likelihood of bodily injury
- 31** (3.6%) Engaging in per se acts
- 6** (0.7%) Likelihood of sexual abuse/exploitation
- 4** (0.5%) Serious mental injury
- 9** (1.1%) Severe form of trafficking in persons or sex trafficking
- 2** (0.2%) Munchausen Syndrome By Proxy/medical abuse

NOTES: A report may have more than one allegation for each report; therefore, the total number of allegations will be greater than the total number of reports.

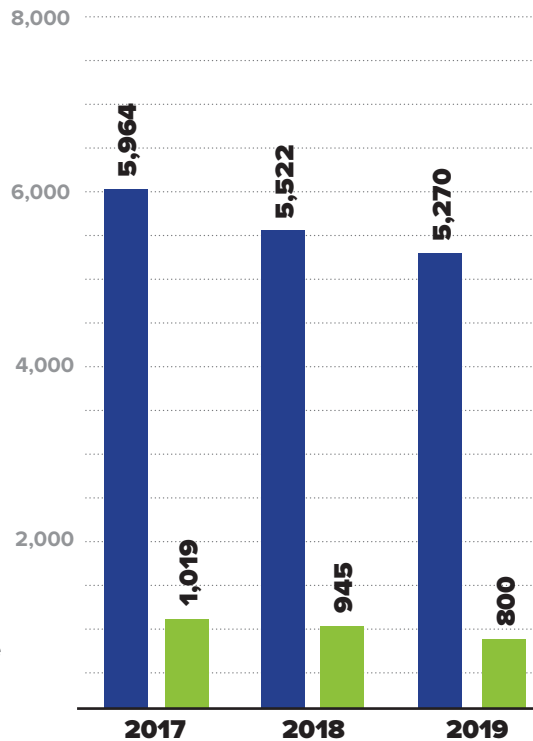
2019 REPORTS OF CHILD ABUSE

5,270

■ TOTAL REPORTS

800

■ SUBSTANTIATED REPORTS



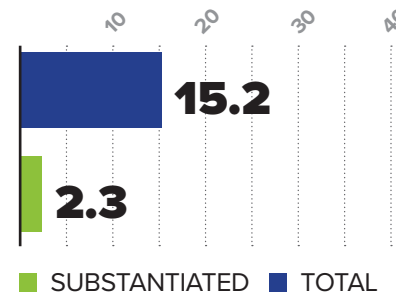
NOTE: CPS and GPS data reported were investigated and substantiated by the CCYA and may vary from statewide data which include both CCYA and OCYF Regional Office investigations.

SUBSTANTIATED REPORTS BY SEX OF VICTIM

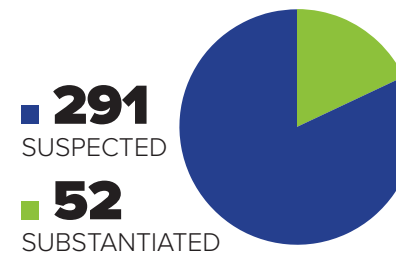
FEMALE
525
65.6%

MALE
275
34.4%

CHILD ABUSE REPORTS PER 1,000 CHILDREN



CASES OF REPEAT ABUSE SUBSTANTIATED REPORTS



\$67,330,728

EXPENDITURES CHILD ABUSE INVESTIGATIONS AND GENERAL PROTECTIVE SERVICES ASSESSMENTS



NOTE: Expenditures include only state funding.

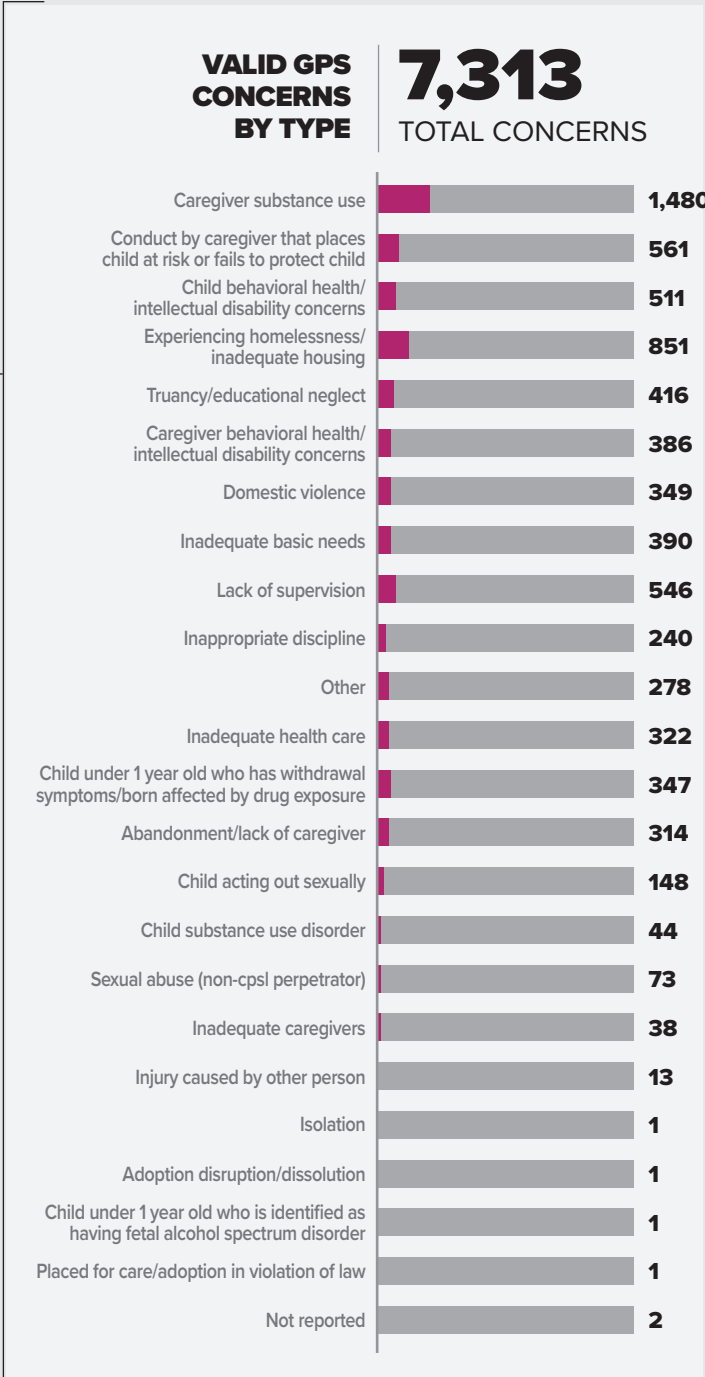
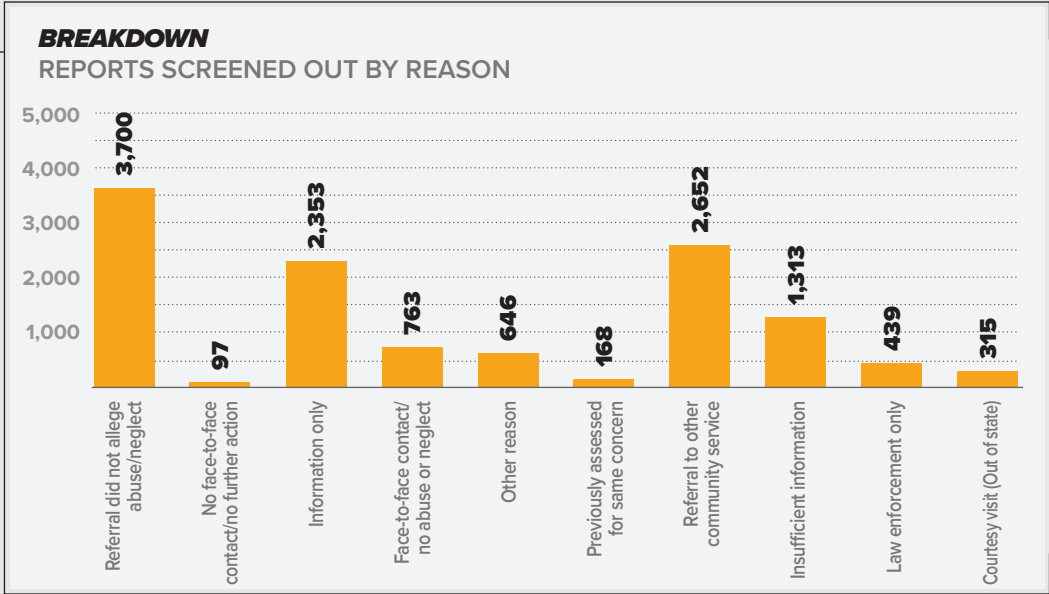

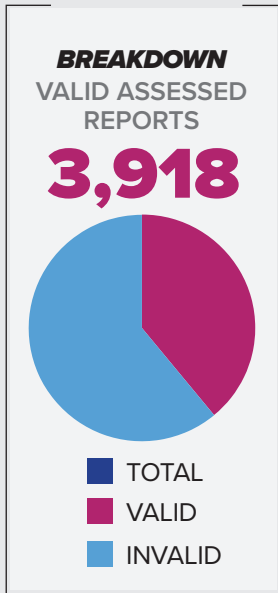
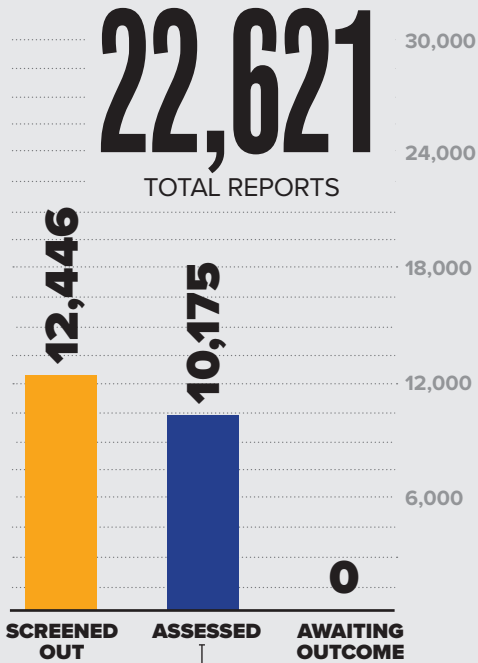
2019 FATALITIES

9/51 MALE **6** FEMALE **3**

2019 NEAR FATALITIES

21/93 MALE **14** FEMALE **7**

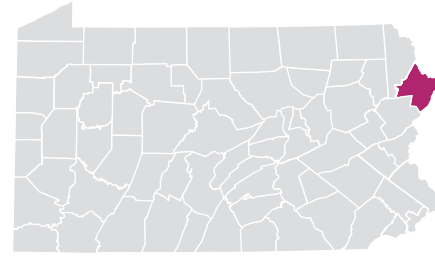
2019 REPORTS OF GENERAL PROTECTIVE SERVICES



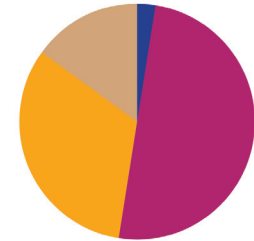
NOTES: A report may have more than one concern for each report; therefore, the total number of concerns will be greater than the total number of reports. In some reports, more than one child was assessed with valid concerns; therefore, the number of children assessed exceeds the number of valid assessed reports.

PIKE COUNTY

RURAL // POPULATION • 55,498 / POPULATION UNDER 18 • 10,320



TYPES OF ALLEGATIONS SUBSTANTIATED REPORTS



40 TOTAL ALLEGATIONS

- **1** (2.5%) Sexual abuse
- **20** (50.0%) Physical abuse/bodily injury
- **0** (0.0%) Serious physical neglect
- **13** (32.5%) Reasonable likelihood of bodily injury
- **6** (15.0%) Engaging in per se acts
- **0** (0.0%) Likelihood of sexual abuse/exploitation
- **0** (0.0%) Serious mental injury
- **0** (0.0%) Severe form of trafficking in persons or sex trafficking
- **0** (0.0%) Munchausen Syndrome By Proxy/medical abuse

NOTES: A report may have more than one allegation for each report; therefore, the total number of allegations will be greater than the total number of reports.

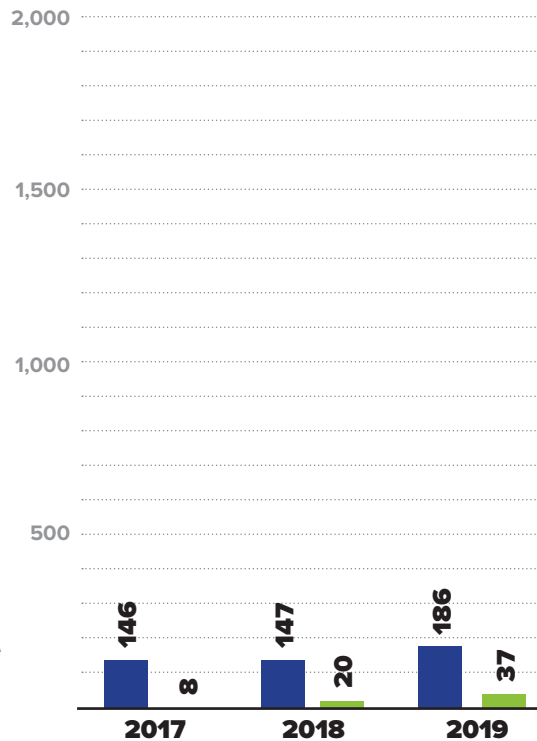
2019 REPORTS OF CHILD ABUSE

186

■ TOTAL REPORTS

37

■ SUBSTANTIATED REPORTS



NOTE: CPS and GPS data reported were investigated and substantiated by the CCYA and may vary from statewide data which include both CCYA and OCYF Regional Office investigations.

SUBSTANTIATED REPORTS BY SEX OF VICTIM

FEMALE

19

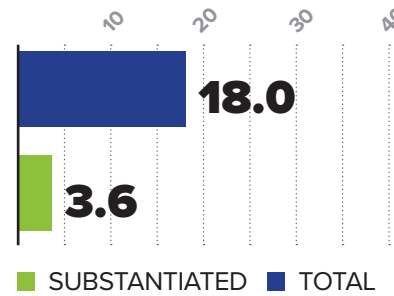
51.4%

MALE

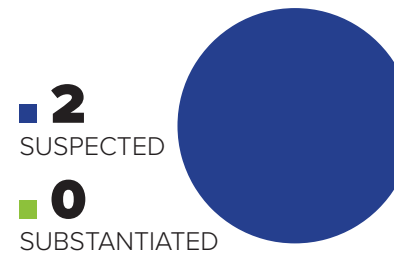
18

48.6%

CHILD ABUSE REPORTS PER 1,000 CHILDREN



CASES OF REPEAT ABUSE SUBSTANTIATED REPORTS



\$662,597

EXPENDITURES CHILD ABUSE INVESTIGATIONS AND GENERAL PROTECTIVE SERVICES ASSESSMENTS



NOTE: Expenditures include only state funding.

2019 FATALITIES

0/51 MALE FEMALE

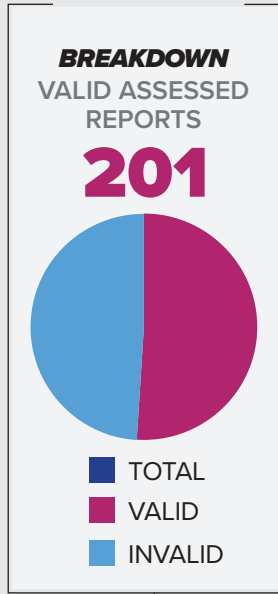
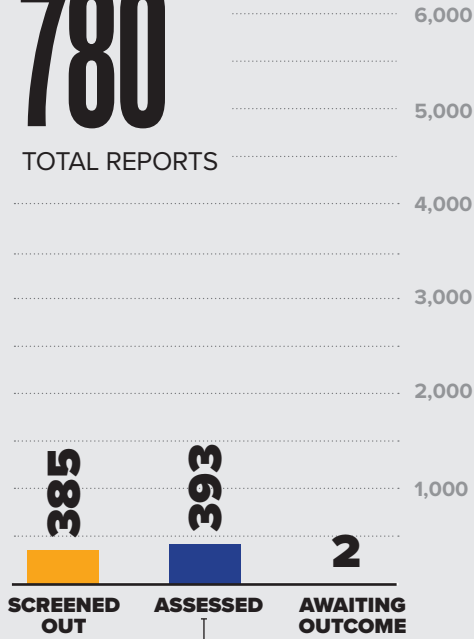
2019 NEAR FATALITIES

0/93 MALE FEMALE

2019 REPORTS OF GENERAL PROTECTIVE SERVICES

780

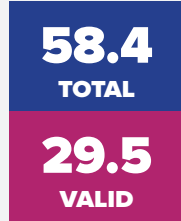
TOTAL REPORTS



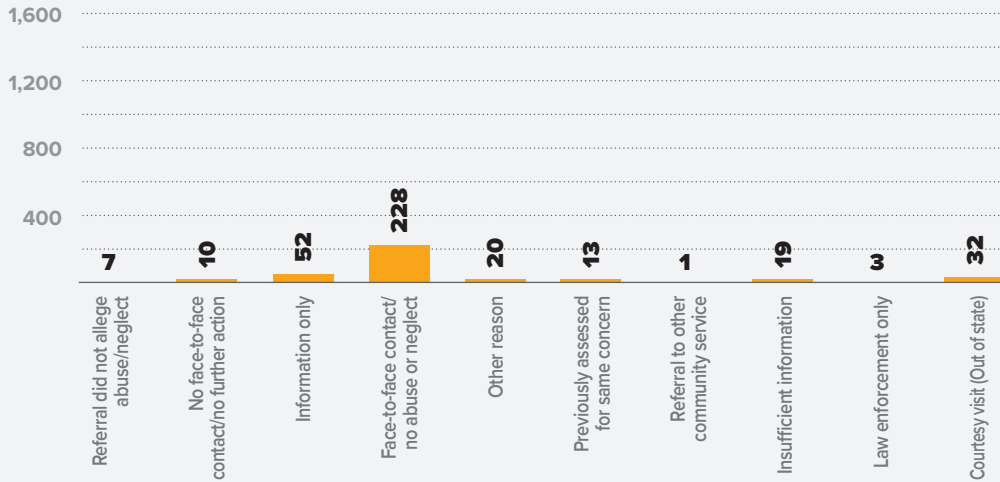
NUMBER OF CHILDREN ASSESSED



CHILDREN ASSESSED PER 1,000 CHILDREN



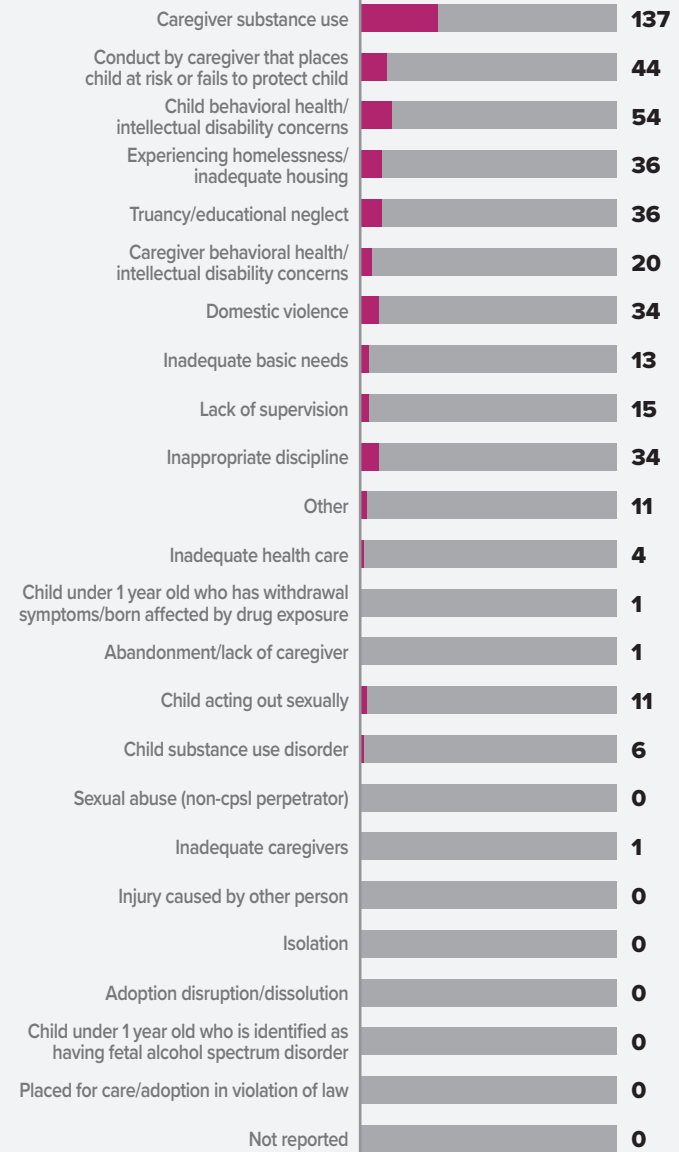
BREAKDOWN REPORTS SCREENED OUT BY REASON



VALID GPS CONCERNS BY TYPE

458

TOTAL CONCERNS



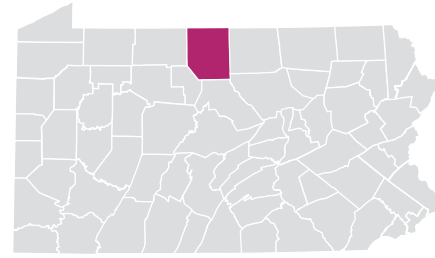
PIKE COUNTY

NOTES: A report may have more than one concern for each report; therefore, the total number of concerns will be greater than the total number of reports. In some reports, more than one child was assessed with valid concerns; therefore, the number of children assessed exceeds the number of valid assessed reports.

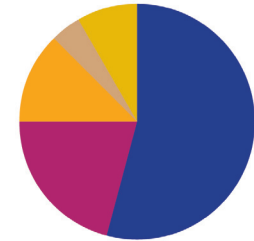


POTTER COUNTY

RURAL // POPULATION • 16,937 / POPULATION UNDER 18 • 3,550



TYPES OF ALLEGATIONS SUBSTANTIATED REPORTS



24 TOTAL ALLEGATIONS

- **13** (54.2%) Sexual abuse
- **5** (20.8%) Physical abuse/bodily injury
- **0** (0.0%) Serious physical neglect
- **3** (12.5%) Reasonable likelihood of bodily injury
- **1** (4.2%) Engaging in per se acts
- **0** (0.0%) Likelihood of sexual abuse/exploitation
- **2** (8.3%) Serious mental injury
- **0** (0.0%) Severe form of trafficking in persons or sex trafficking
- **0** (0.0%) Munchausen Syndrome By Proxy/medical abuse

NOTES: A report may have more than one allegation for each report; therefore, the total number of allegations will be greater than the total number of reports.

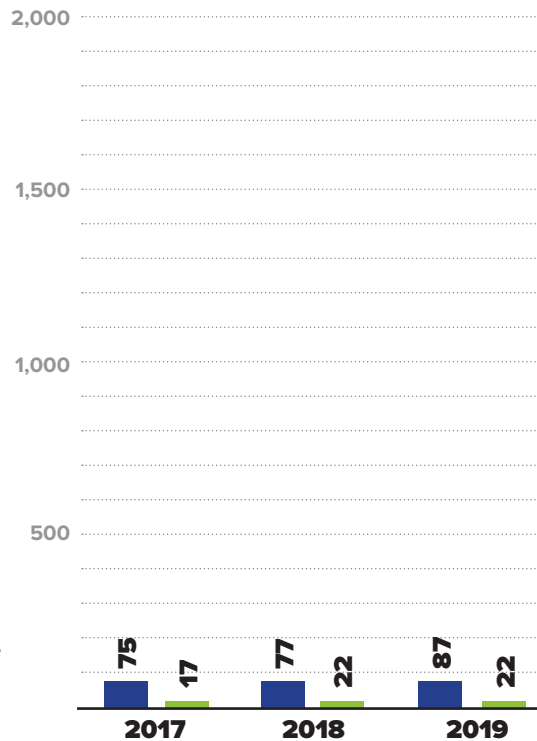
2019 REPORTS OF CHILD ABUSE

87

■ TOTAL REPORTS

22

■ SUBSTANTIATED REPORTS

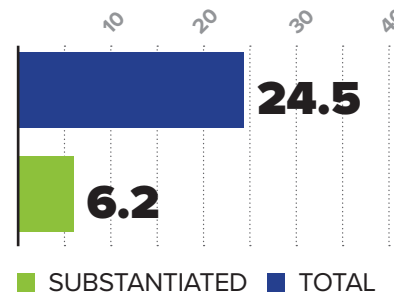


SUBSTANTIATED REPORTS BY SEX OF VICTIM

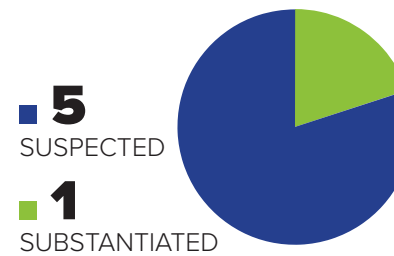
FEMALE
12
54.5%

MALE
10
45.5%

CHILD ABUSE REPORTS PER 1,000 CHILDREN



CASES OF REPEAT ABUSE SUBSTANTIATED REPORTS



NOTE: CPS and GPS data reported were investigated and substantiated by the CCYA and may vary from statewide data which include both CCYA and OCYF Regional Office investigations.

\$449,971

EXPENDITURES CHILD ABUSE INVESTIGATIONS AND GENERAL PROTECTIVE SERVICES ASSESSMENTS



NOTE: Expenditures include only state funding.

2019 FATALITIES

0/51 MALE FEMALE

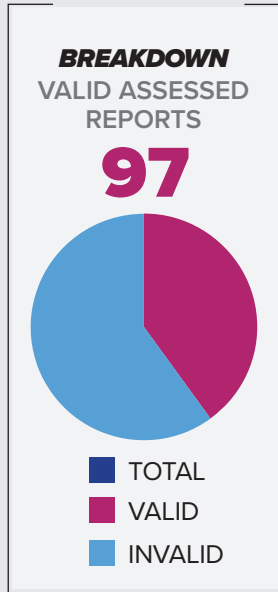
2019 NEAR FATALITIES

0/93 MALE FEMALE

2019 REPORTS OF GENERAL PROTECTIVE SERVICES

293

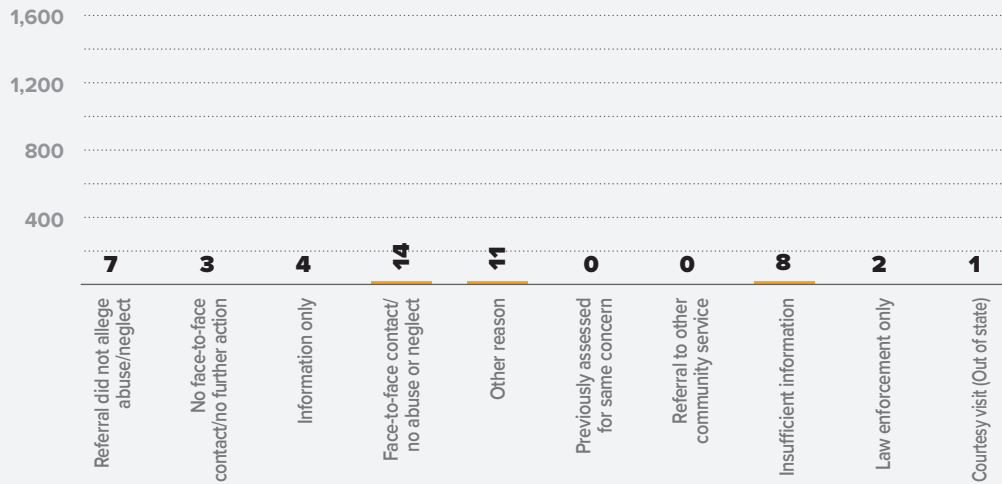
TOTAL REPORTS



NUMBER OF CHILDREN ASSESSED



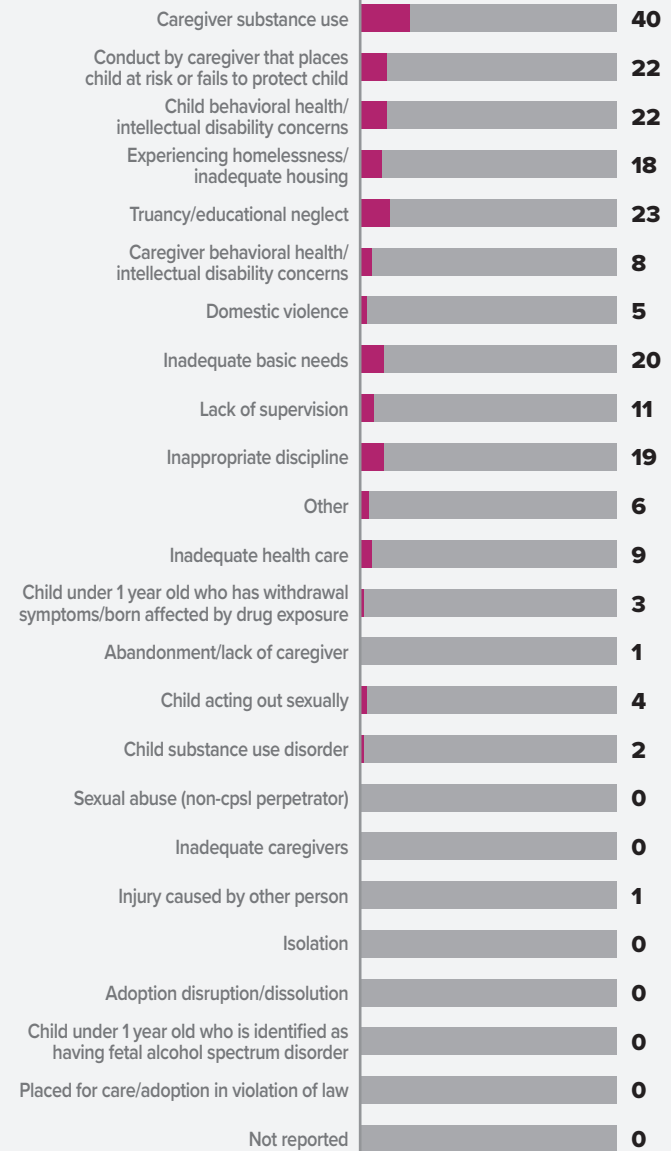
BREAKDOWN REPORTS SCREENED OUT BY REASON



VALID GPS CONCERNS BY TYPE

214

TOTAL CONCERNS



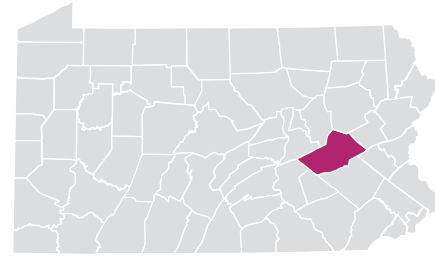
POTTER COUNTY

NOTES: A report may have more than one concern for each report; therefore, the total number of concerns will be greater than the total number of reports. In some reports, more than one child was assessed with valid concerns; therefore, the number of children assessed exceeds the number of valid assessed reports.

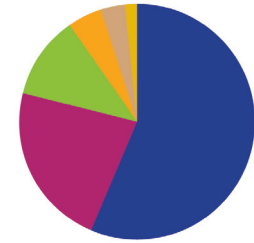


SCHUYLKILL COUNTY

RURAL // POPULATION • 143,555 / POPULATION UNDER 18 • 28,373



TYPES OF ALLEGATIONS SUBSTANTIATED REPORTS



62 TOTAL ALLEGATIONS

- 35** (56.5%) Sexual abuse
- 14** (22.6%) Physical abuse/bodily injury
- 7** (11.3%) Serious physical neglect
- 3** (4.8%) Reasonable likelihood of bodily injury
- 2** (3.2%) Engaging in per se acts
- 0** (0.0%) Likelihood of sexual abuse/exploitation
- 1** (1.6%) Serious mental injury
- 0** (0.0%) Severe form of trafficking in persons or sex trafficking
- 0** (0.0%) Munchausen Syndrome By Proxy/medical abuse

NOTES: A report may have more than one allegation for each report; therefore, the total number of allegations will be greater than the total number of reports.

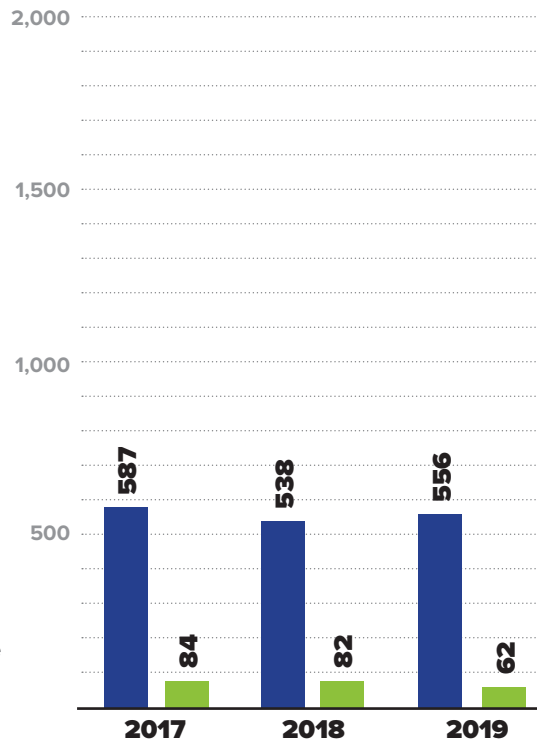
2019 REPORTS OF CHILD ABUSE

556

■ TOTAL REPORTS

62

■ SUBSTANTIATED REPORTS



NOTE: CPS and GPS data reported were investigated and substantiated by the CCYA and may vary from statewide data which include both CCYA and OCYF Regional Office investigations.

SUBSTANTIATED REPORTS BY SEX OF VICTIM

FEMALE

41

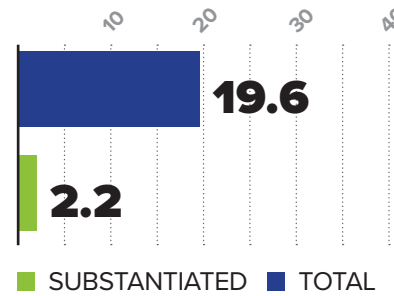
66.1%

MALE

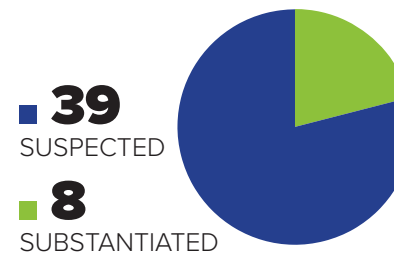
21

33.9%

CHILD ABUSE REPORTS PER 1,000 CHILDREN



CASES OF REPEAT ABUSE SUBSTANTIATED REPORTS



\$3,377,326

EXPENDITURES CHILD ABUSE INVESTIGATIONS AND GENERAL PROTECTIVE SERVICES ASSESSMENTS



NOTE: Expenditures include only state funding.

2019 FATALITIES

0/51 MALE FEMALE

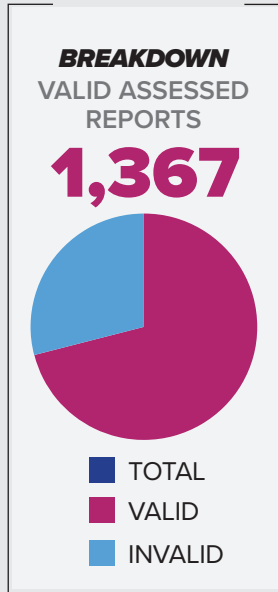
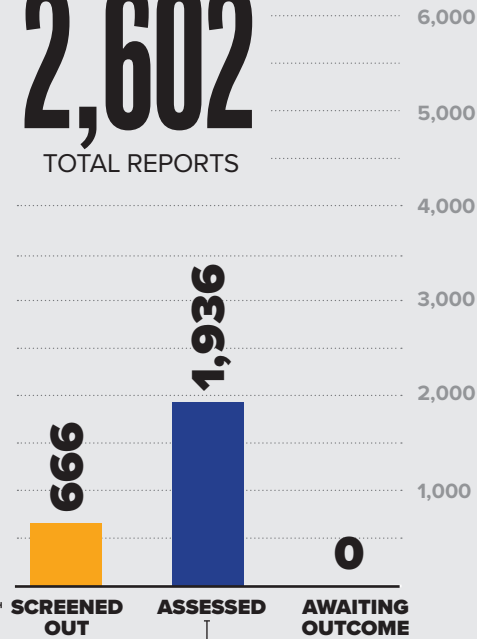
2019 NEAR FATALITIES

0/93 MALE FEMALE

2019 REPORTS OF GENERAL PROTECTIVE SERVICES

2,602

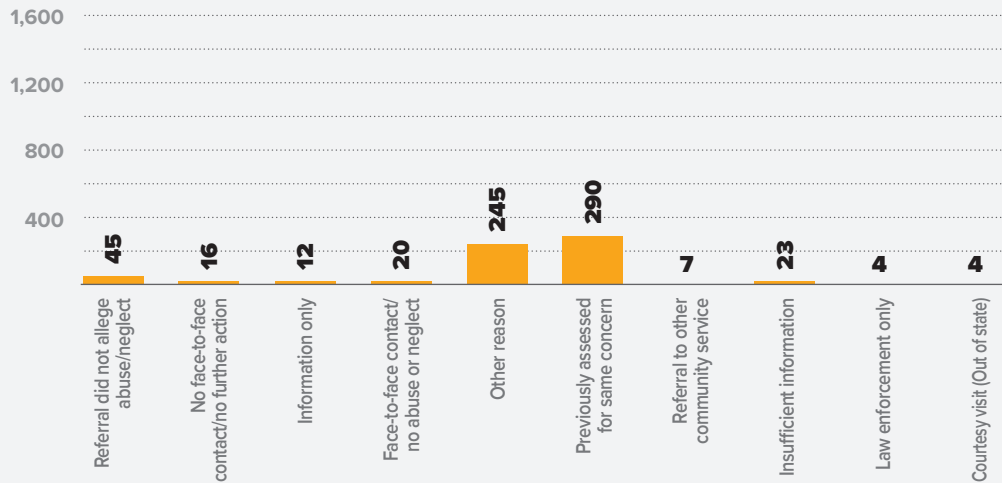
TOTAL REPORTS



NUMBER OF CHILDREN ASSESSED



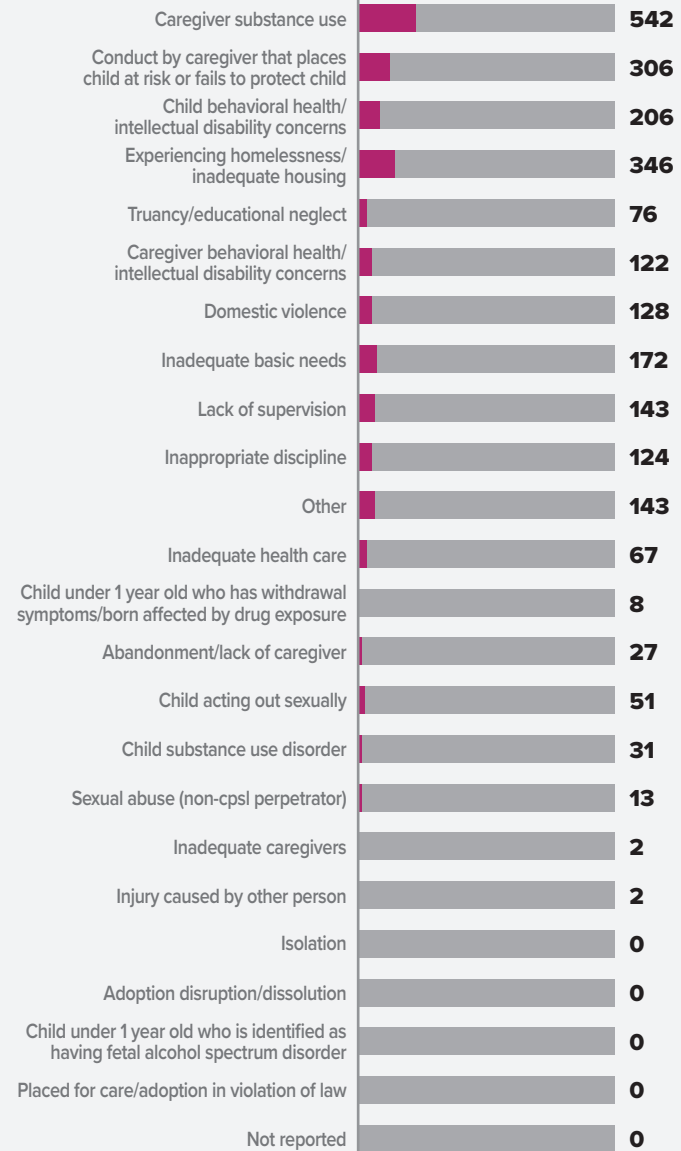
BREAKDOWN REPORTS SCREENED OUT BY REASON



VALID GPS CONCERNS BY TYPE

2,509

TOTAL CONCERNS



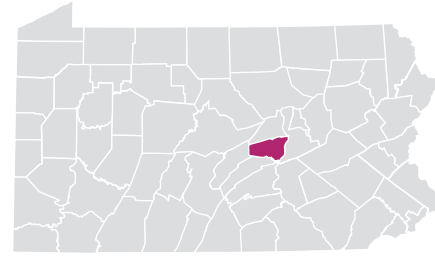
SCHUYLKILL COUNTY

NOTES: A report may have more than one concern for each report; therefore, the total number of concerns will be greater than the total number of reports. In some reports, more than one child was assessed with valid concerns; therefore, the number of children assessed exceeds the number of valid assessed reports.

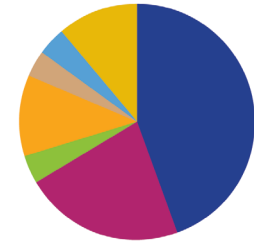


SNYDER COUNTY

RURAL // POPULATION • 40,466 / POPULATION UNDER 18 • 8,537



TYPES OF ALLEGATIONS SUBSTANTIATED REPORTS



27 TOTAL ALLEGATIONS

- 12** (44.4%) Sexual abuse
- 6** (22.2%) Physical abuse/bodily injury
- 1** (3.7%) Serious physical neglect
- 3** (11.1%) Reasonable likelihood of bodily injury
- 1** (3.7%) Engaging in per se acts
- 1** (3.7%) Likelihood of sexual abuse/exploitation
- 3** (11.1%) Serious mental injury
- 0** (0.0%) Severe form of trafficking in persons or sex trafficking
- 0** (0.0%) Munchausen Syndrome By Proxy/medical abuse

NOTES: A report may have more than one allegation for each report; therefore, the total number of allegations will be greater than the total number of reports.


2019 REPORTS OF CHILD ABUSE

117

■ TOTAL REPORTS

25

■ SUBSTANTIATED REPORTS



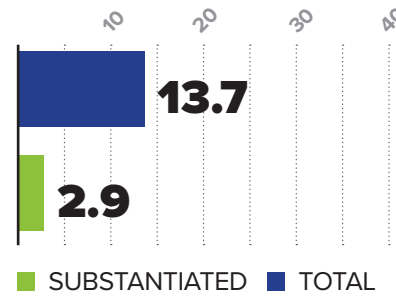
NOTE: CPS and GPS data reported were investigated and substantiated by the CCYA and may vary from statewide data which include both CCYA and OCYF Regional Office investigations.

16 64.0% SUBSTANTIATED REPORTS BY SEX OF VICTIM

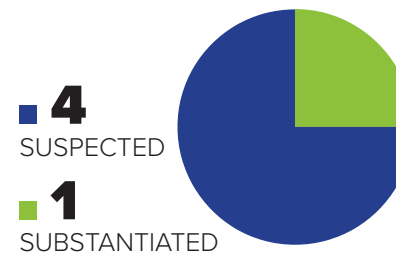
FEMALE
16
64.0%

MALE
9
36.0%

CHILD ABUSE REPORTS PER 1,000 CHILDREN



CASES OF REPEAT ABUSE SUBSTANTIATED REPORTS



\$540,329

EXPENDITURES CHILD ABUSE INVESTIGATIONS AND GENERAL PROTECTIVE SERVICES ASSESSMENTS



NOTE: Expenditures include only state funding.

2019 FATALITIES

1/51 MALE **1** FEMALE **0**

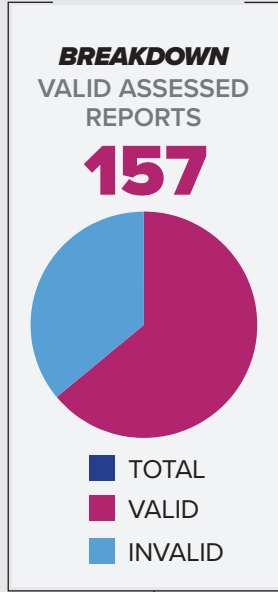
2019 NEAR FATALITIES

0/93 MALE **0** FEMALE **0**

2019 REPORTS OF GENERAL PROTECTIVE SERVICES

511

TOTAL REPORTS



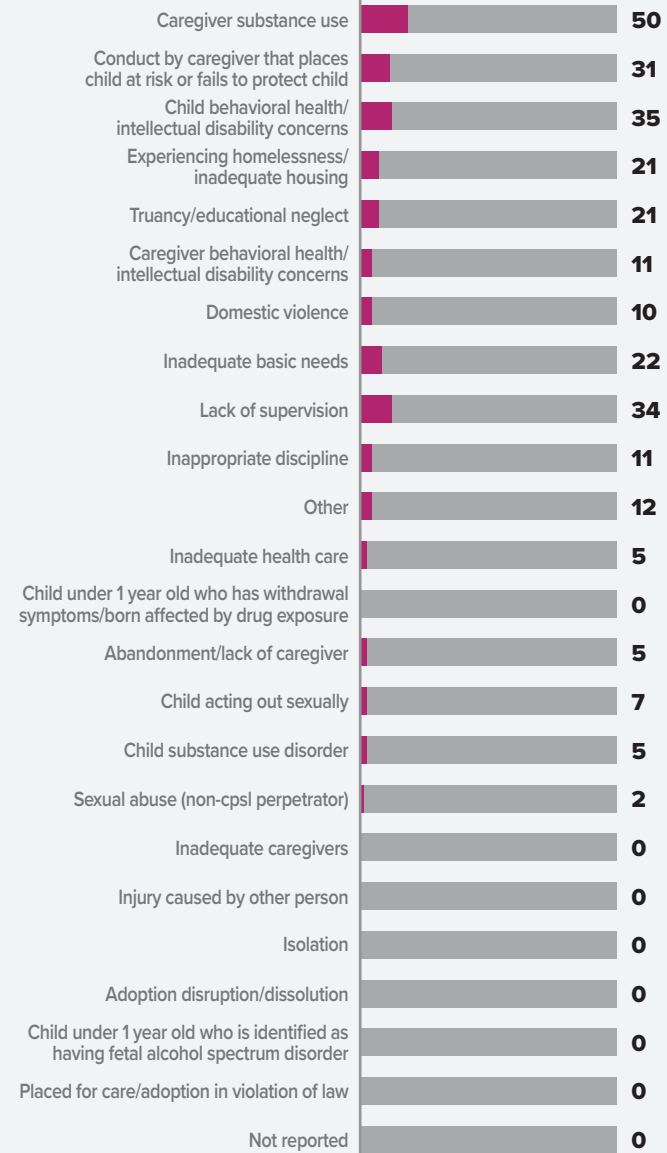
NUMBER OF CHILDREN ASSESSED



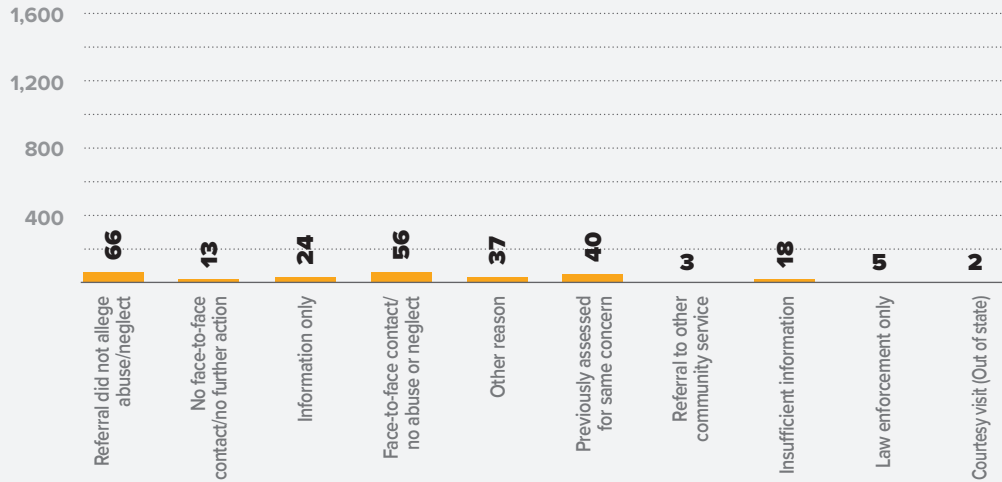
VALID GPS CONCERNS BY TYPE

282

TOTAL CONCERNS



BREAKDOWN REPORTS SCREENED OUT BY REASON



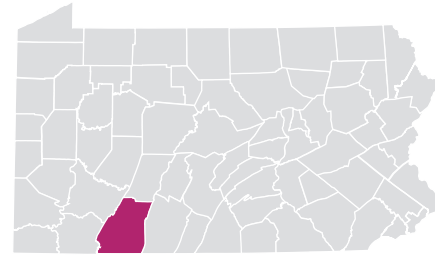
SNYDER COUNTY

NOTES: A report may have more than one concern for each report; therefore, the total number of concerns will be greater than the total number of reports. In some reports, more than one child was assessed with valid concerns; therefore, the number of children assessed exceeds the number of valid assessed reports.

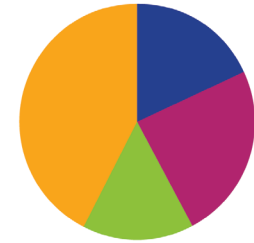


SOMERSET COUNTY

RURAL // POPULATION • 74,949 / POPULATION UNDER 18 • 13,841



TYPES OF ALLEGATIONS SUBSTANTIATED REPORTS



33 TOTAL ALLEGATIONS

- 6** (18.2%) Sexual abuse
- 8** (24.2%) Physical abuse/bodily injury
- 5** (15.2%) Serious physical neglect
- 14** (42.4%) Reasonable likelihood of bodily injury
- 0** (0.0%) Engaging in per se acts
- 0** (0.0%) Likelihood of sexual abuse/exploitation
- 0** (0.0%) Serious mental injury
- 0** (0.0%) Severe form of trafficking in persons or sex trafficking
- 0** (0.0%) Munchausen Syndrome By Proxy/medical abuse

NOTES: A report may have more than one allegation for each report; therefore, the total number of allegations will be greater than the total number of reports.

2019 REPORTS OF CHILD ABUSE

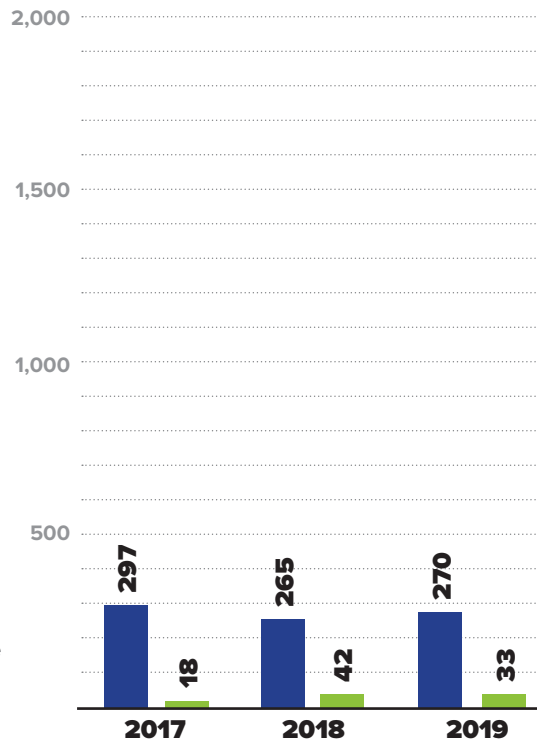
270

■ TOTAL REPORTS

33

■ SUBSTANTIATED REPORTS

NOTE: CPS and GPS data reported were investigated and substantiated by the CCYA and may vary from statewide data which include both CCYA and OCYF Regional Office investigations.



SUBSTANTIATED REPORTS BY SEX OF VICTIM

FEMALE

16

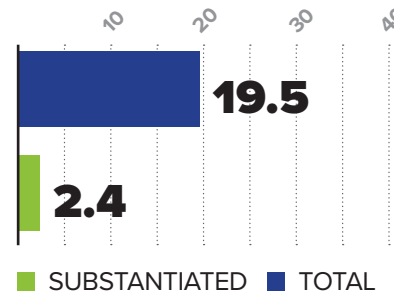
48.5%

MALE

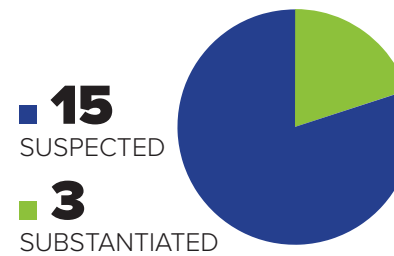
17

51.5%

CHILD ABUSE REPORTS PER 1,000 CHILDREN



CASES OF REPEAT ABUSE SUBSTANTIATED REPORTS



\$1,415,137

EXPENDITURES CHILD ABUSE INVESTIGATIONS AND GENERAL PROTECTIVE SERVICES ASSESSMENTS



NOTE: Expenditures include only state funding.

2019 FATALITIES

0/51 MALE 0 FEMALE 0

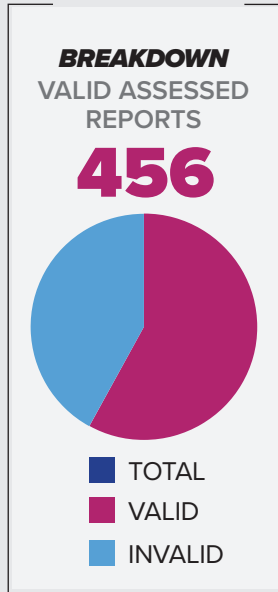
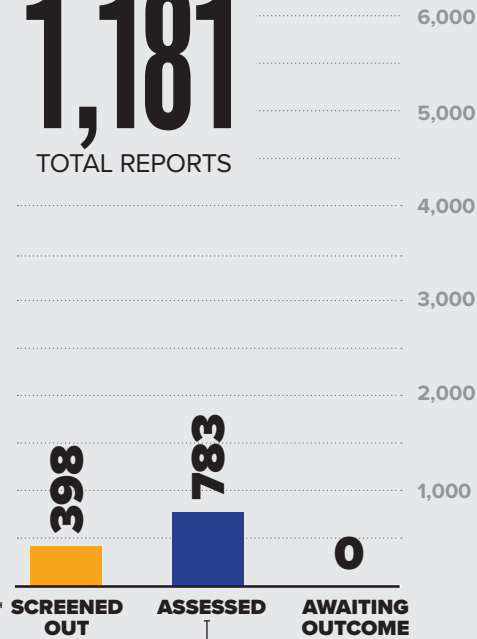
2019 NEAR FATALITIES

1/93 MALE 1 FEMALE 0

2019 REPORTS OF GENERAL PROTECTIVE SERVICES

1,181

TOTAL REPORTS



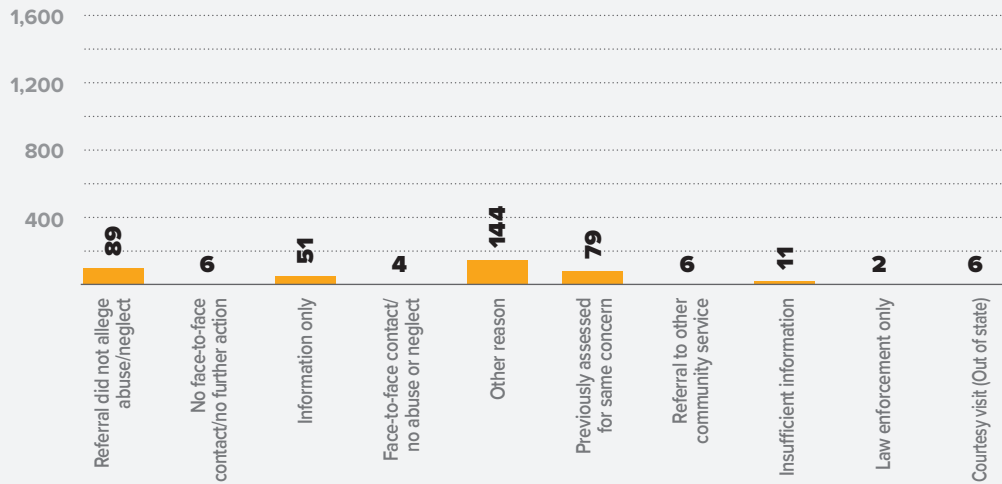
NUMBER OF CHILDREN ASSESSED

1,230
TOTAL
681
VALID

CHILDREN ASSESSED PER 1,000 CHILDREN

88.9
TOTAL
49.2
VALID

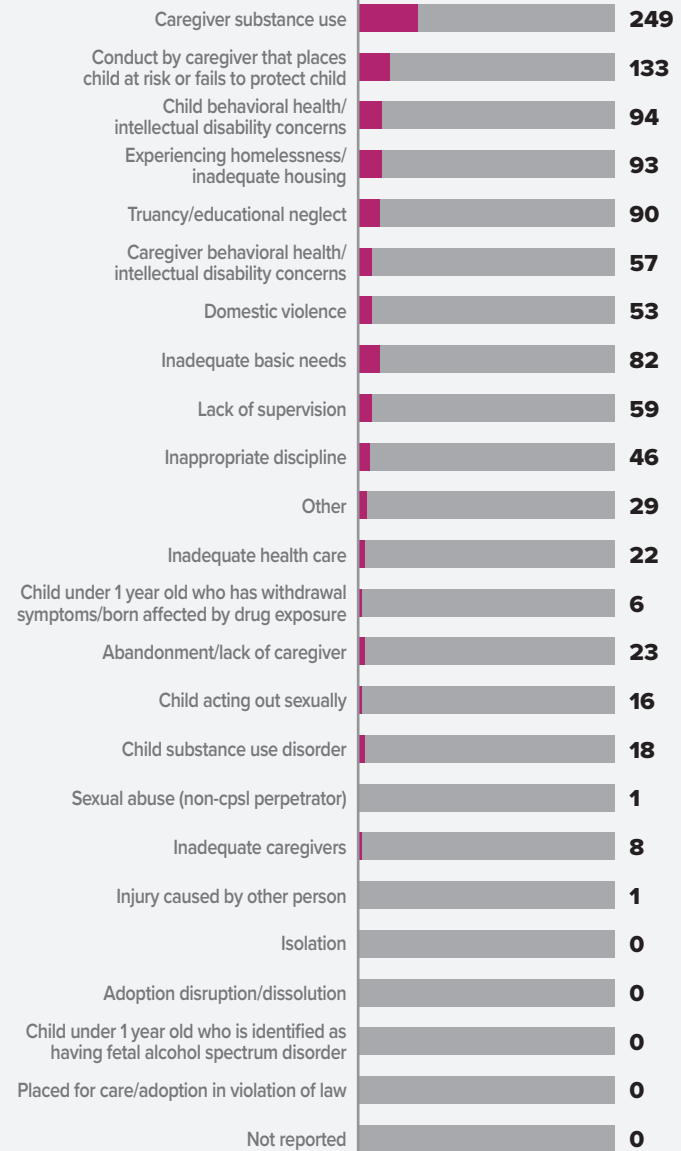
BREAKDOWN REPORTS SCREENED OUT BY REASON



VALID GPS CONCERNS BY TYPE

1,080

TOTAL CONCERNS

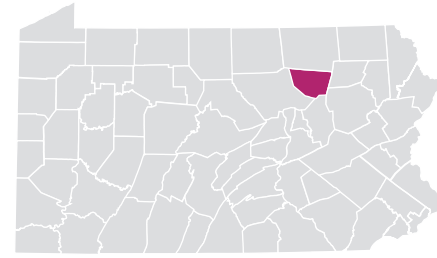


SOMERSET COUNTY

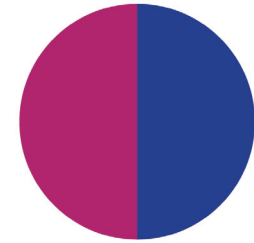
NOTES: A report may have more than one concern for each report; therefore, the total number of concerns will be greater than the total number of reports. In some reports, more than one child was assessed with valid concerns; therefore, the number of children assessed exceeds the number of valid assessed reports.

SULLIVAN COUNTY

RURAL // POPULATION • 6,177 / POPULATION UNDER 18 • 722



TYPES OF ALLEGATIONS SUBSTANTIATED REPORTS



2 TOTAL ALLEGATIONS

- **1** (50.0%) Sexual abuse
- **1** (50.0%) Physical abuse/bodily injury
- **0** (0.0%) Serious physical neglect
- **0** (0.0%) Reasonable likelihood of bodily injury
- **0** (0.0%) Engaging in per se acts
- **0** (0.0%) Likelihood of sexual abuse/exploitation
- **0** (0.0%) Serious mental injury
- **0** (0.0%) Severe form of trafficking in persons or sex trafficking
- **0** (0.0%) Munchausen Syndrome By Proxy/medical abuse

NOTES: A report may have more than one allegation for each report; therefore, the total number of allegations will be greater than the total number of reports.

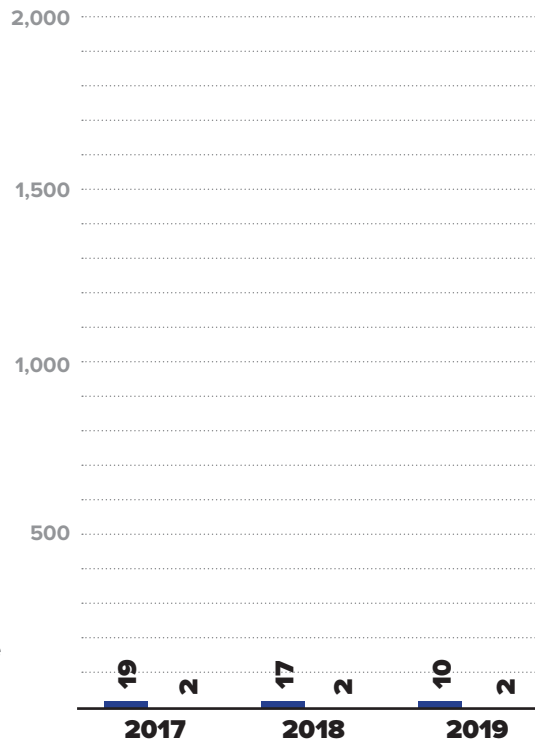
2019 REPORTS OF CHILD ABUSE

10

■ TOTAL REPORTS

2

■ SUBSTANTIATED REPORTS



NOTE: CPS and GPS data reported were investigated and substantiated by the CCYA and may vary from statewide data which include both CCYA and OCYF Regional Office investigations.

SUBSTANTIATED REPORTS BY SEX OF VICTIM

FEMALE

1

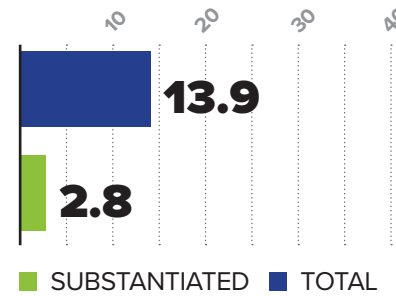
50.0%

MALE

1

50.0%

CHILD ABUSE REPORTS PER 1,000 CHILDREN



CASES OF REPEAT ABUSE SUBSTANTIATED REPORTS

■ **0** SUSPECTED

■ **0** SUBSTANTIATED

\$236,137

EXPENDITURES CHILD ABUSE INVESTIGATIONS AND GENERAL PROTECTIVE SERVICES ASSESSMENTS



NOTE: Expenditures include only state funding.

2019 FATALITIES

0/51 MALE FEMALE

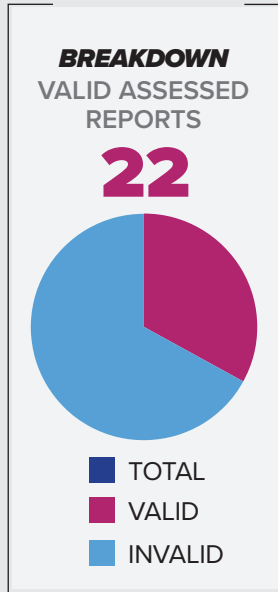
2019 NEAR FATALITIES

0/93 MALE FEMALE

2019 REPORTS OF GENERAL PROTECTIVE SERVICES

69

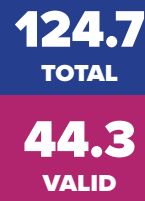
TOTAL REPORTS



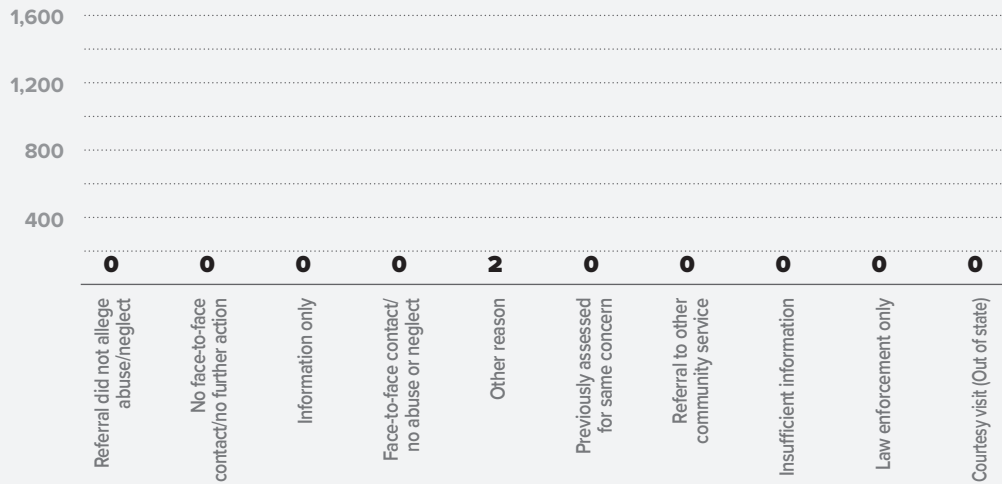
NUMBER OF CHILDREN ASSESSED



CHILDREN ASSESSED PER 1,000 CHILDREN



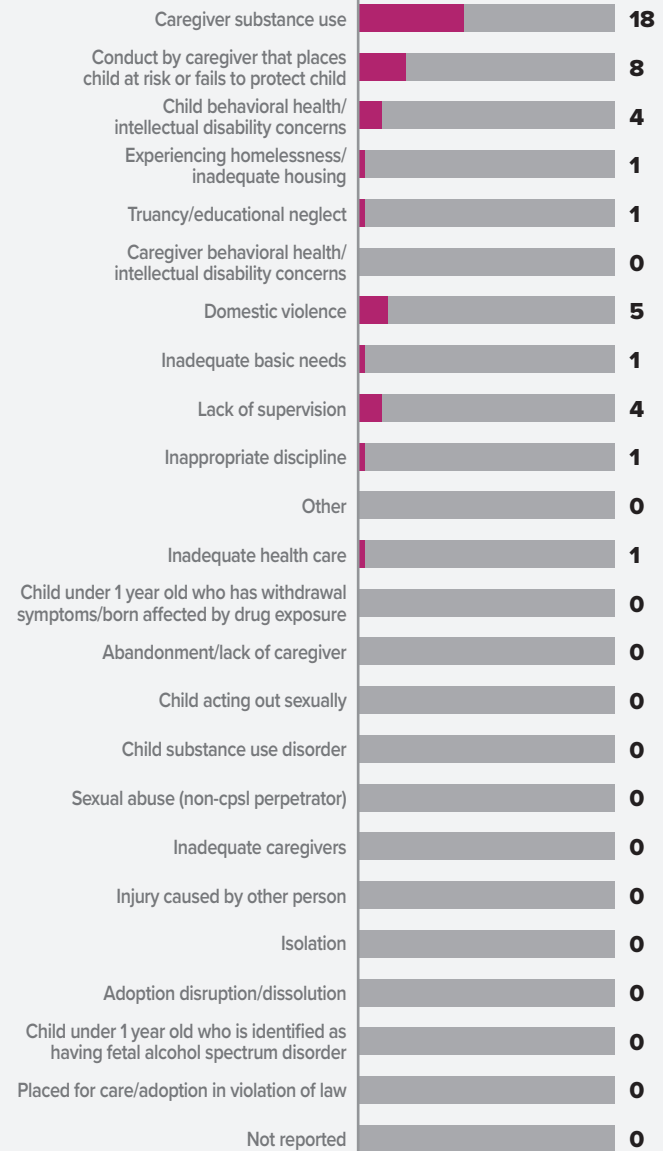
BREAKDOWN REPORTS SCREENED OUT BY REASON



VALID GPS CONCERNS BY TYPE

44

TOTAL CONCERNS

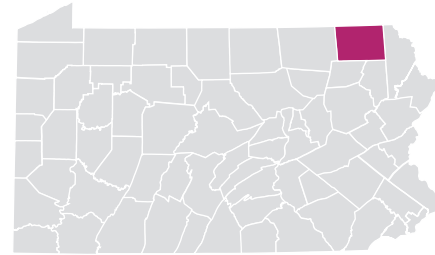


SULLIVAN COUNTY

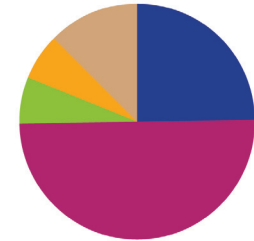
NOTES: A report may have more than one concern for each report; therefore, the total number of concerns will be greater than the total number of reports. In some reports, more than one child was assessed with valid concerns; therefore, the number of children assessed exceeds the number of valid assessed reports.

SUSQUEHANNA COUNTY

RURAL // POPULATION • 41,340 / POPULATION UNDER 18 • 7,844



TYPES OF ALLEGATIONS SUBSTANTIATED REPORTS



16 TOTAL ALLEGATIONS

- 4** (25.0%) Sexual abuse
- 8** (50.0%) Physical abuse/bodily injury
- 1** (6.3%) Serious physical neglect
- 1** (6.3%) Reasonable likelihood of bodily injury
- 2** (12.5%) Engaging in per se acts
- 0** (0.0%) Likelihood of sexual abuse/exploitation
- 0** (0.0%) Serious mental injury
- 0** (0.0%) Severe form of trafficking in persons or sex trafficking
- 0** (0.0%) Munchausen Syndrome By Proxy/medical abuse

NOTES: A report may have more than one allegation for each report; therefore, the total number of allegations will be greater than the total number of reports.

2019 REPORTS OF CHILD ABUSE

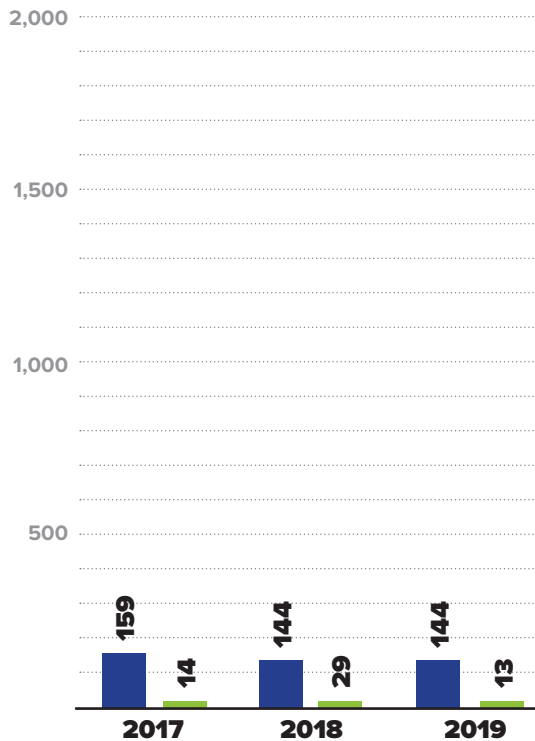
144

■ TOTAL REPORTS

13

■ SUBSTANTIATED REPORTS

NOTE: CPS and GPS data reported were investigated and substantiated by the CCYA and may vary from statewide data which include both CCYA and OCYF Regional Office investigations.



SUBSTANTIATED REPORTS BY SEX OF VICTIM

FEMALE

7

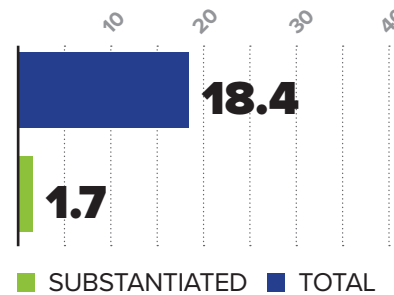
53.8%

MALE

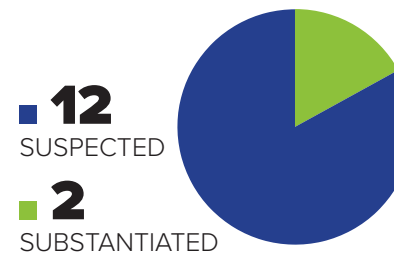
6

46.2%

CHILD ABUSE REPORTS PER 1,000 CHILDREN



CASES OF REPEAT ABUSE SUBSTANTIATED REPORTS



\$67,336

EXPENDITURES CHILD ABUSE INVESTIGATIONS AND GENERAL PROTECTIVE SERVICES ASSESSMENTS



NOTE: Expenditures include only state funding.

2019 FATALITIES

1/51 MALE 0 FEMALE 1

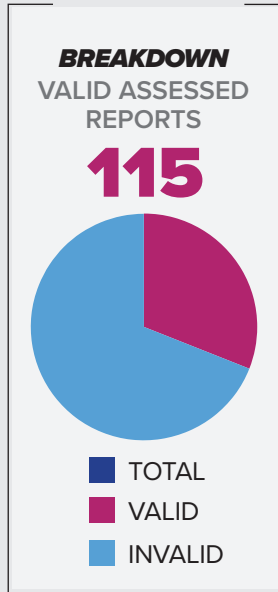
2019 NEAR FATALITIES

0/93 MALE 0 FEMALE 0

2019 REPORTS OF GENERAL PROTECTIVE SERVICES

587

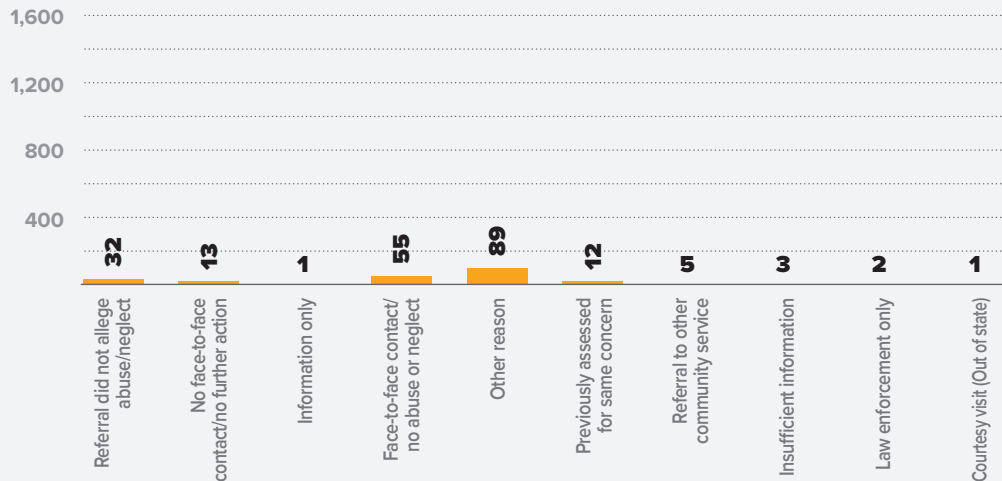
TOTAL REPORTS



NUMBER OF CHILDREN ASSESSED



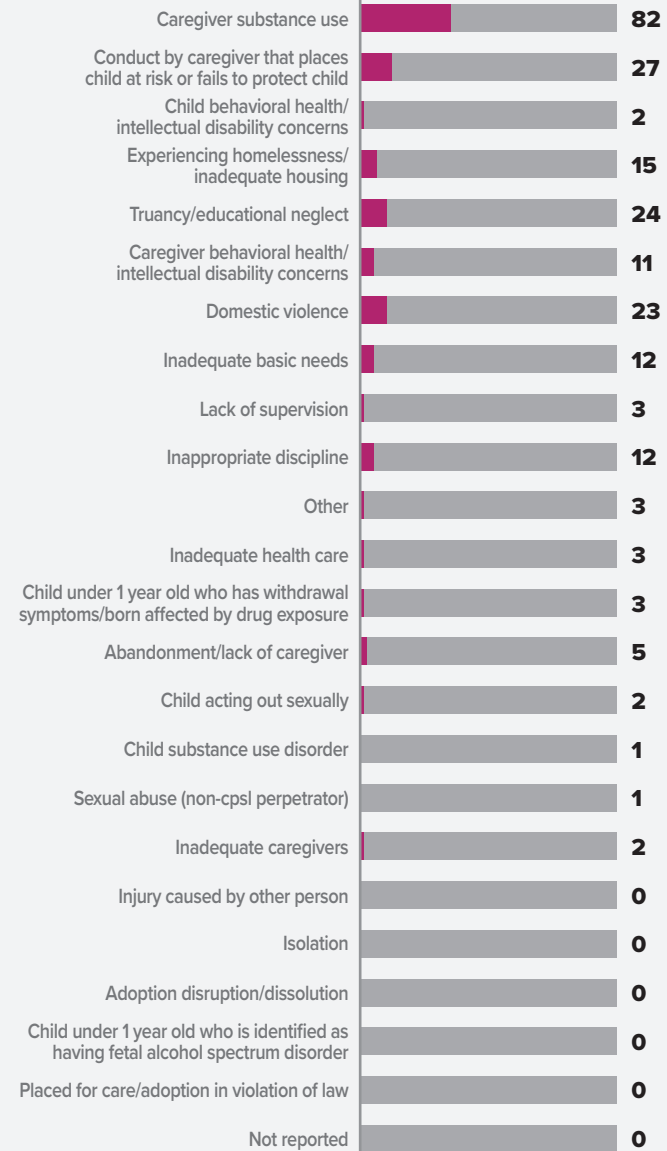
BREAKDOWN REPORTS SCREENED OUT BY REASON



VALID GPS CONCERNS BY TYPE

231

TOTAL CONCERNS

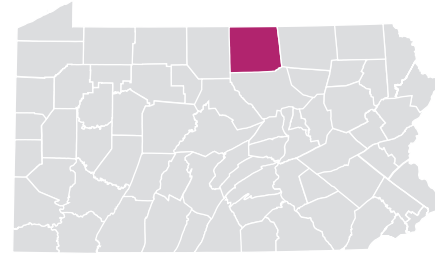


SUSQUEHANNA COUNTY

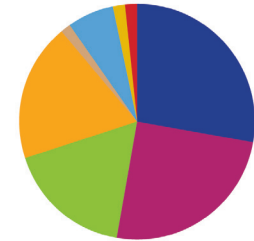
NOTES: A report may have more than one concern for each report; therefore, the total number of concerns will be greater than the total number of reports. In some reports, more than one child was assessed with valid concerns; therefore, the number of children assessed exceeds the number of valid assessed reports.

TIOGA COUNTY

RURAL // POPULATION • 41,226 / POPULATION UNDER 18 • 8,214



TYPES OF ALLEGATIONS SUBSTANTIATED REPORTS



64 TOTAL ALLEGATIONS

- **18** (28.1%) Sexual abuse
- **16** (25.0%) Physical abuse/bodily injury
- **11** (17.2%) Serious physical neglect
- **12** (18.8%) Reasonable likelihood of bodily injury
- **1** (1.6%) Engaging in per se acts
- **4** (6.3%) Likelihood of sexual abuse/exploitation
- **1** (1.6%) Serious mental injury
- **0** (0.0%) Severe form of trafficking in persons or sex trafficking
- **1** (1.6%) Munchausen Syndrome By Proxy/medical abuse

NOTES: A report may have more than one allegation for each report; therefore, the total number of allegations will be greater than the total number of reports.

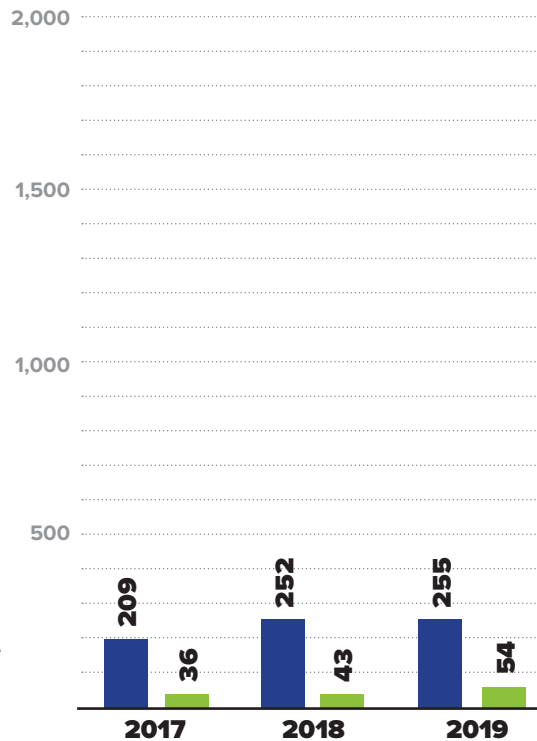
2019 REPORTS OF CHILD ABUSE

255

■ TOTAL REPORTS

54

■ SUBSTANTIATED REPORTS



NOTE: CPS and GPS data reported were investigated and substantiated by the CCYA and may vary from statewide data which include both CCYA and OCYF Regional Office investigations.

SUBSTANTIATED REPORTS BY SEX OF VICTIM

FEMALE

33

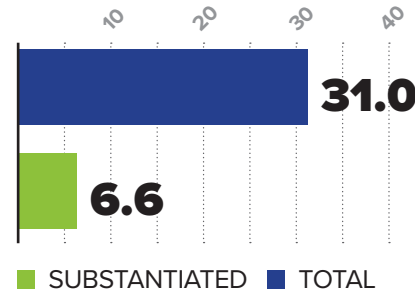
61.1%

MALE

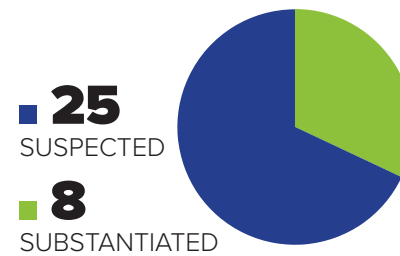
21

38.9%

CHILD ABUSE REPORTS PER 1,000 CHILDREN



CASES OF REPEAT ABUSE SUBSTANTIATED REPORTS



\$2,111,212

EXPENDITURES CHILD ABUSE INVESTIGATIONS AND GENERAL PROTECTIVE SERVICES ASSESSMENTS



NOTE: Expenditures include only state funding.

2019 FATALITIES

0/51 MALE 0 FEMALE 0

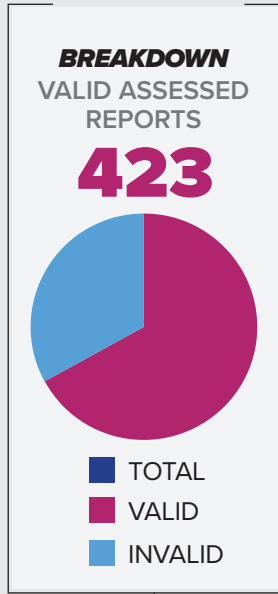
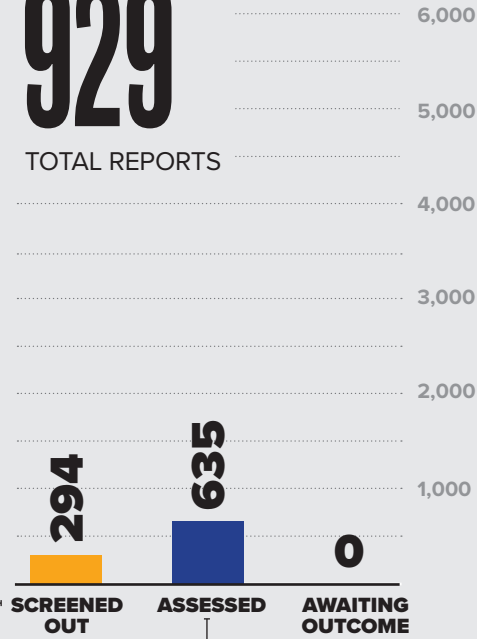
2019 NEAR FATALITIES

1/93 MALE 0 FEMALE 1

2019 REPORTS OF GENERAL PROTECTIVE SERVICES

929

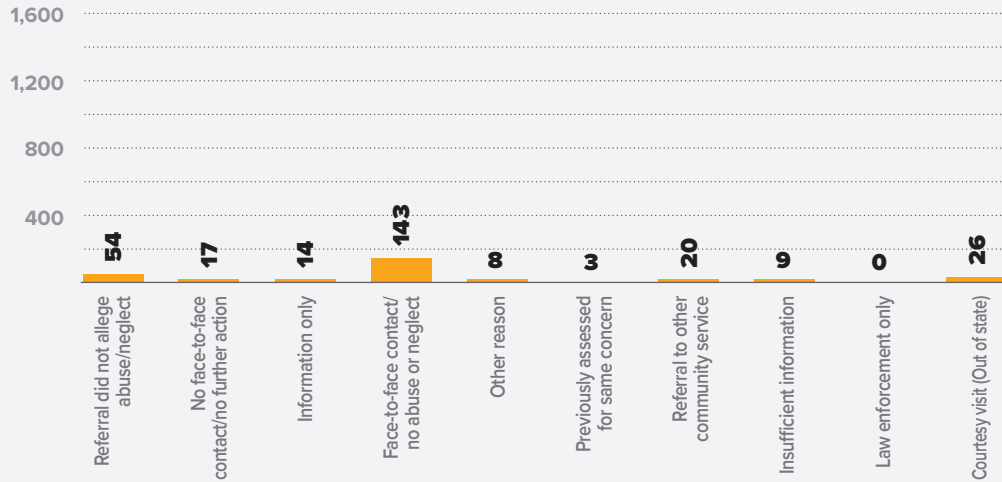
TOTAL REPORTS



NUMBER OF CHILDREN ASSESSED



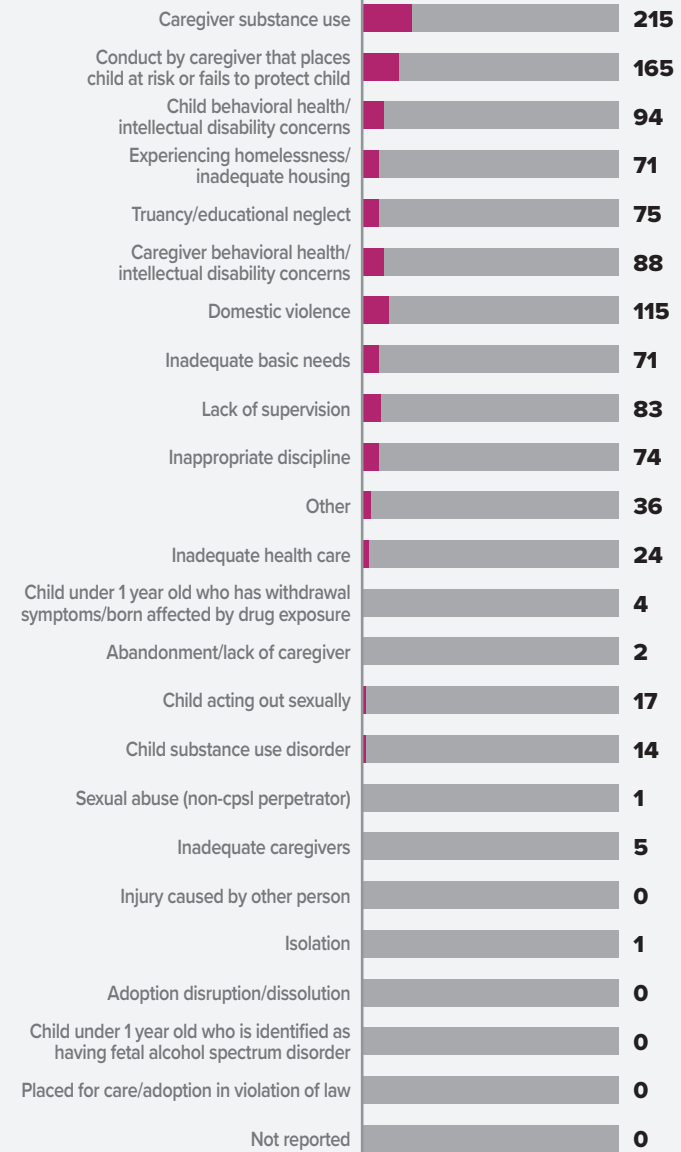
BREAKDOWN REPORTS SCREENED OUT BY REASON



VALID GPS CONCERNS BY TYPE

1,155

TOTAL CONCERNS



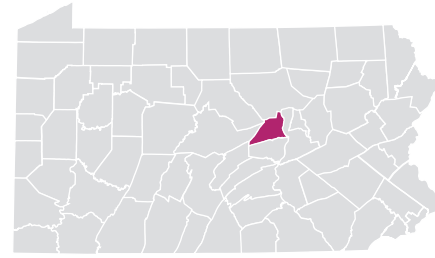
TIOGA COUNTY

NOTES: A report may have more than one concern for each report; therefore, the total number of concerns will be greater than the total number of reports. In some reports, more than one child was assessed with valid concerns; therefore, the number of children assessed exceeds the number of valid assessed reports.

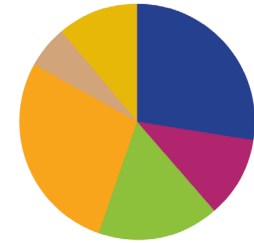


UNION COUNTY

RURAL // POPULATION • 45,114 / POPULATION UNDER 18 • 8,080



TYPES OF ALLEGATIONS SUBSTANTIATED REPORTS



18 TOTAL ALLEGATIONS

- 5** (27.8%) Sexual abuse
- 2** (11.1%) Physical abuse/bodily injury
- 3** (16.7%) Serious physical neglect
- 5** (27.8%) Reasonable likelihood of bodily injury
- 1** (5.6%) Engaging in per se acts
- 0** (0.0%) Likelihood of sexual abuse/exploitation
- 2** (11.1%) Serious mental injury
- 0** (0.0%) Severe form of trafficking in persons or sex trafficking
- 0** (0.0%) Munchausen Syndrome By Proxy/medical abuse

NOTES: A report may have more than one allegation for each report; therefore, the total number of allegations will be greater than the total number of reports.

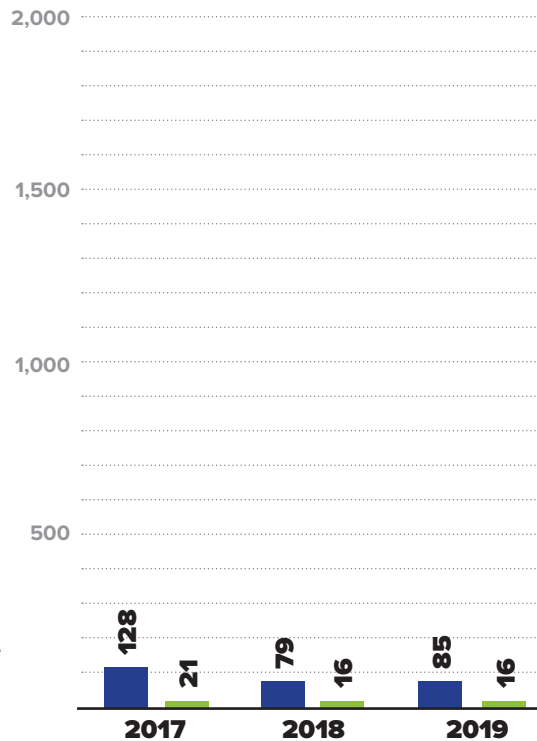
2019 REPORTS OF CHILD ABUSE

85

■ TOTAL REPORTS

16

■ SUBSTANTIATED REPORTS



NOTE: CPS and GPS data reported were investigated and substantiated by the CCYA and may vary from statewide data which include both CCYA and OCYF Regional Office investigations.

SUBSTANTIATED REPORTS BY SEX OF VICTIM

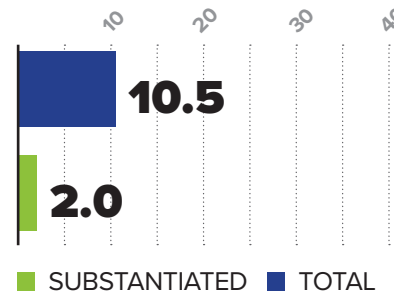
FEMALE

11
68.8%

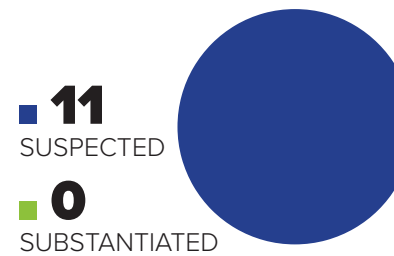
MALE

5
31.3%

CHILD ABUSE REPORTS PER 1,000 CHILDREN



CASES OF REPEAT ABUSE SUBSTANTIATED REPORTS



\$393,183

EXPENDITURES CHILD ABUSE INVESTIGATIONS AND GENERAL PROTECTIVE SERVICES ASSESSMENTS



NOTE: Expenditures include only state funding.

2019 FATALITIES

0/51 MALE FEMALE

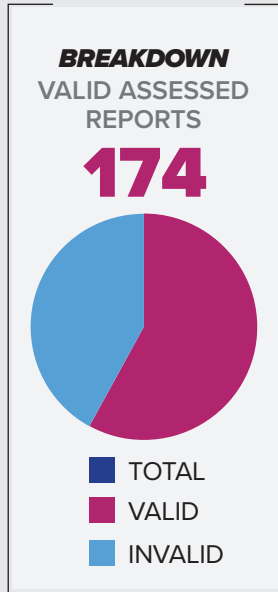
2019 NEAR FATALITIES

0/93 MALE FEMALE

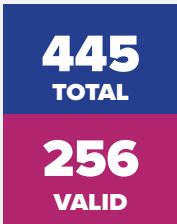
2019 REPORTS OF GENERAL PROTECTIVE SERVICES

441

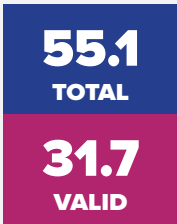
TOTAL REPORTS



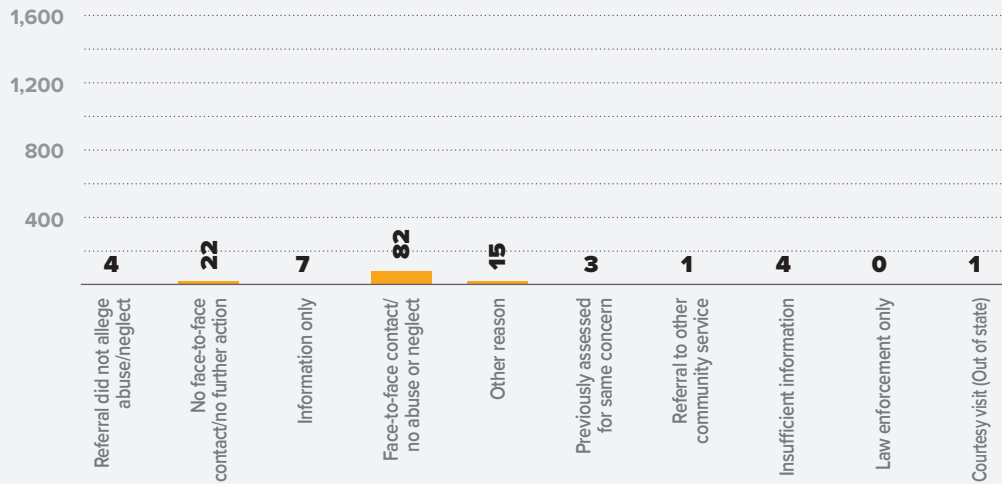
NUMBER OF CHILDREN ASSESSED



CHILDREN ASSESSED PER 1,000 CHILDREN



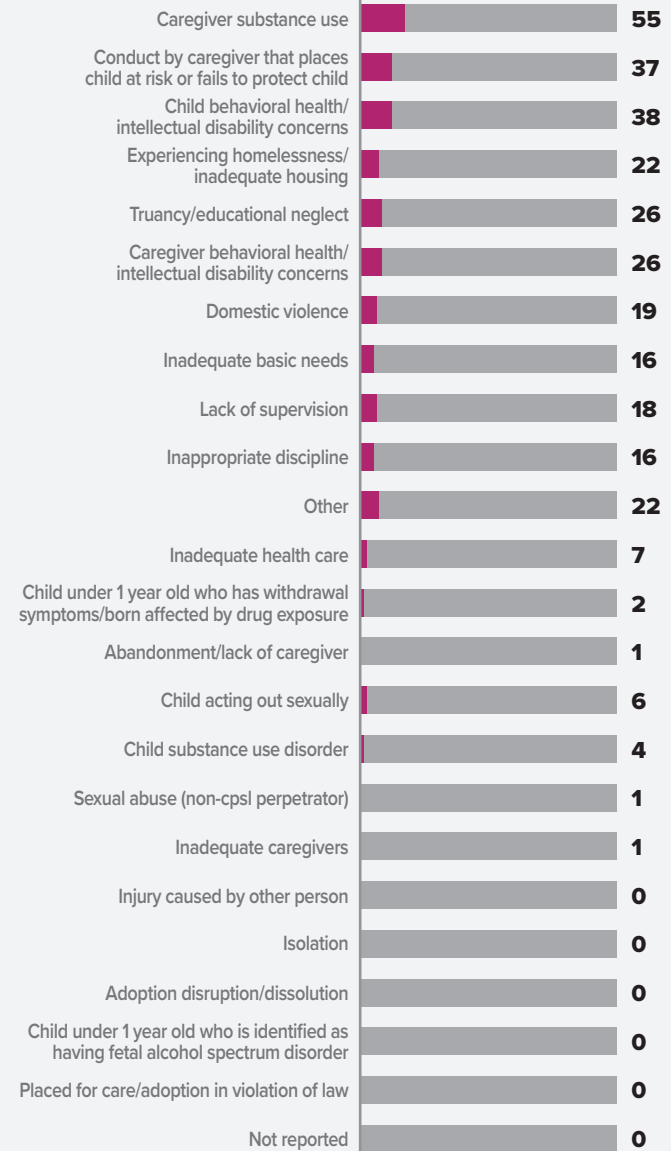
BREAKDOWN REPORTS SCREENED OUT BY REASON



VALID GPS CONCERNS BY TYPE

317

TOTAL CONCERNS

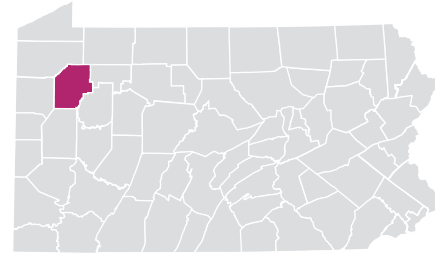


UNION COUNTY

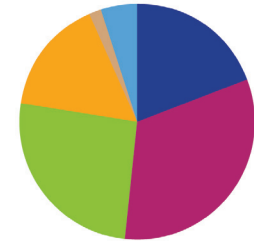
NOTES: A report may have more than one concern for each report; therefore, the total number of concerns will be greater than the total number of reports. In some reports, more than one child was assessed with valid concerns; therefore, the number of children assessed exceeds the number of valid assessed reports.

VENANGO COUNTY

RURAL // POPULATION • 52,376 / POPULATION UNDER 18 • 10,423



TYPES OF ALLEGATIONS SUBSTANTIATED REPORTS



62 TOTAL ALLEGATIONS

- 12** (19.4%) Sexual abuse
- 20** (32.3%) Physical abuse/bodily injury
- 16** (25.8%) Serious physical neglect
- 10** (16.1%) Reasonable likelihood of bodily injury
- 1** (1.6%) Engaging in per se acts
- 3** (4.8%) Likelihood of sexual abuse/exploitation
- 0** (0.0%) Serious mental injury
- 0** (0.0%) Severe form of trafficking in persons or sex trafficking
- 0** (0.0%) Munchausen Syndrome By Proxy/medical abuse

NOTES: A report may have more than one allegation for each report; therefore, the total number of allegations will be greater than the total number of reports.

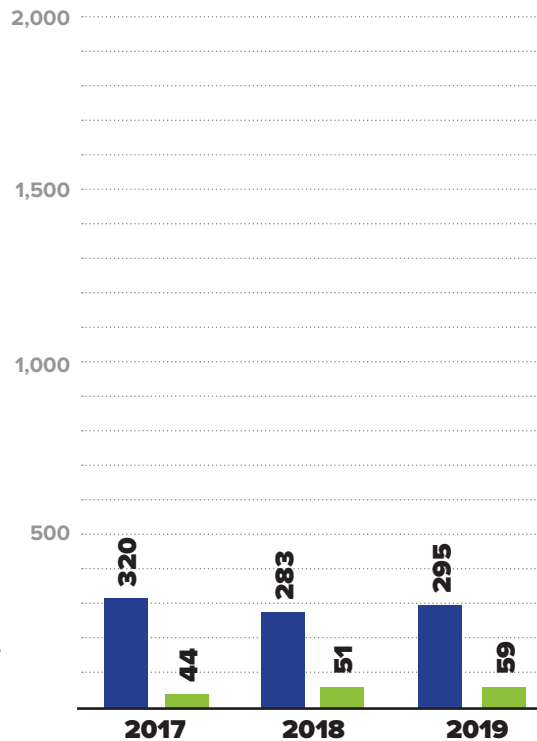
2019 REPORTS OF CHILD ABUSE

295

■ TOTAL REPORTS

59

■ SUBSTANTIATED REPORTS



NOTE: CPS and GPS data reported were investigated and substantiated by the CCYA and may vary from statewide data which include both CCYA and OCYF Regional Office investigations.

SUBSTANTIATED REPORTS BY SEX OF VICTIM

FEMALE

29

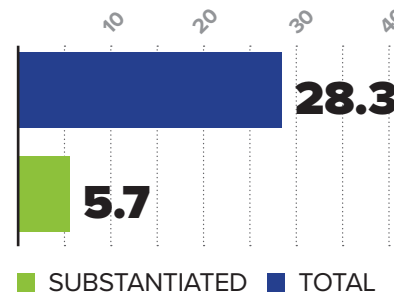
49.2%

MALE

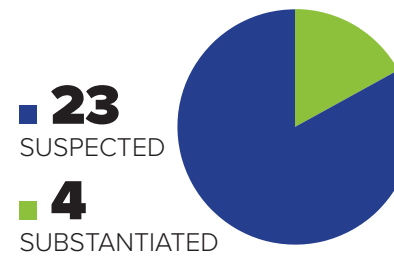
30

50.8%

CHILD ABUSE REPORTS PER 1,000 CHILDREN



CASES OF REPEAT ABUSE SUBSTANTIATED REPORTS



\$939,184

EXPENDITURES CHILD ABUSE INVESTIGATIONS AND GENERAL PROTECTIVE SERVICES ASSESSMENTS



NOTE: Expenditures include only state funding.

2019 FATALITIES

1/51 MALE 1 FEMALE 0

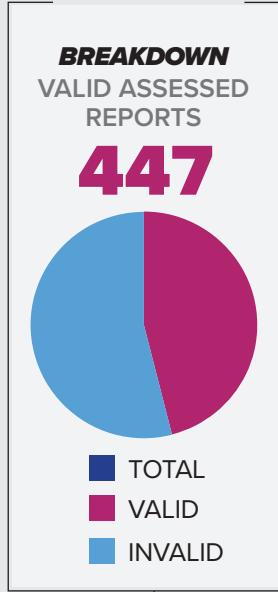
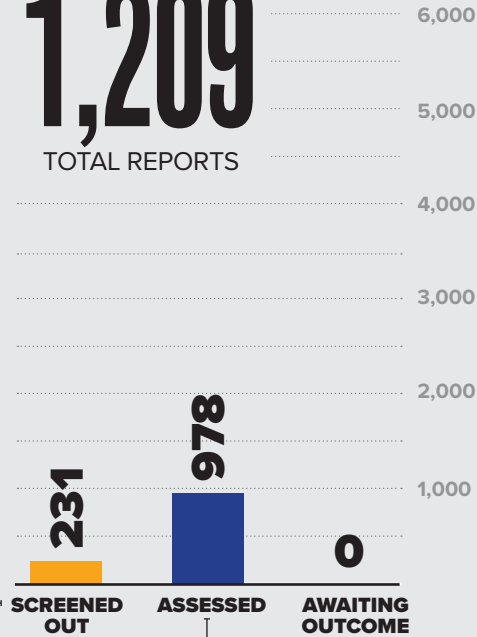
2019 NEAR FATALITIES

0/93 MALE 0 FEMALE 0

2019 REPORTS OF GENERAL PROTECTIVE SERVICES

1,209

TOTAL REPORTS



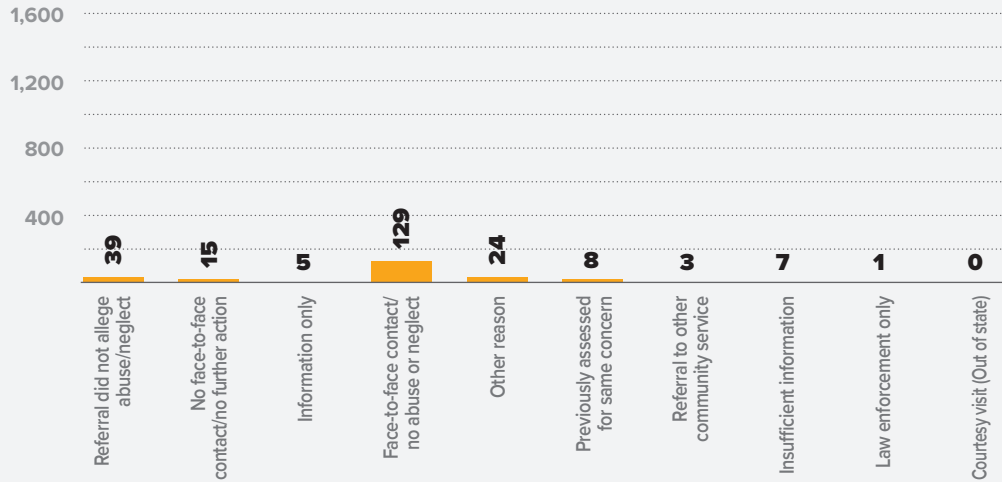
NUMBER OF CHILDREN ASSESSED



CHILDREN ASSESSED PER 1,000 CHILDREN



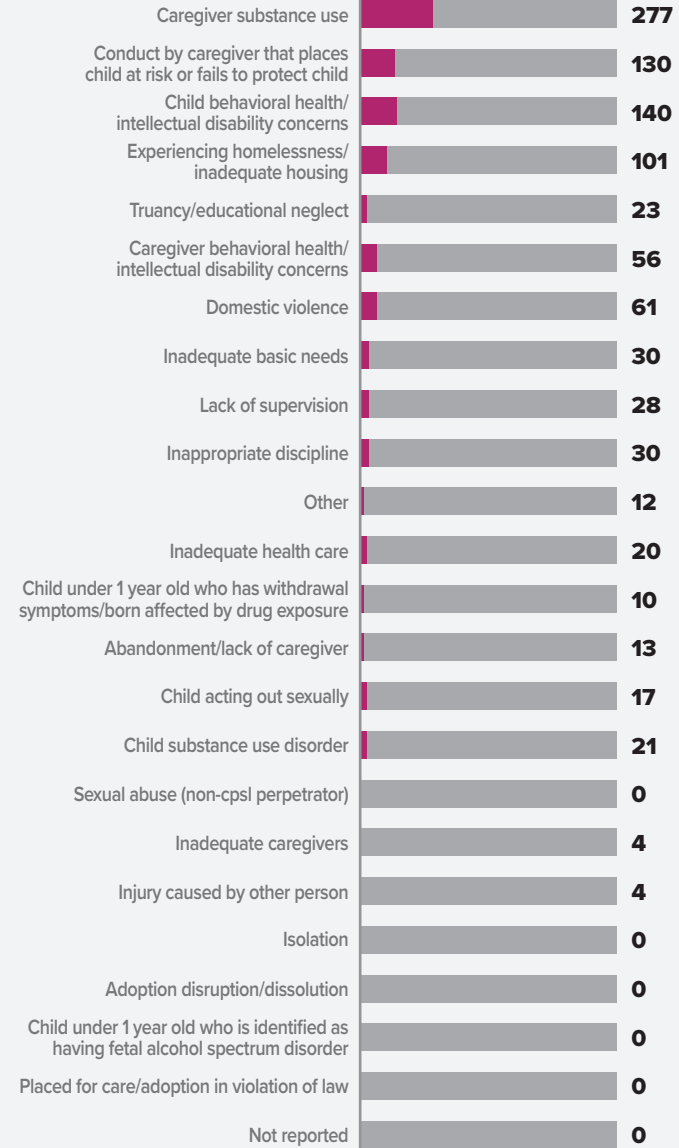
BREAKDOWN REPORTS SCREENED OUT BY REASON



VALID GPS CONCERNS BY TYPE

977

TOTAL CONCERNS

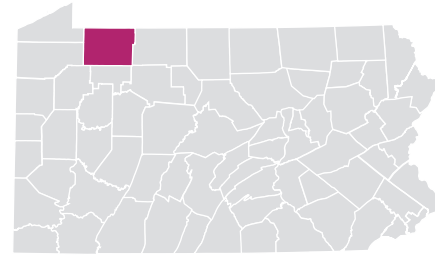


VENANGO COUNTY

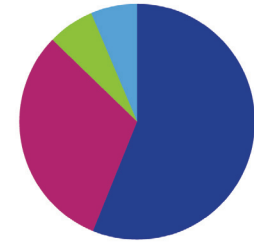
NOTES: A report may have more than one concern for each report; therefore, the total number of concerns will be greater than the total number of reports. In some reports, more than one child was assessed with valid concerns; therefore, the number of children assessed exceeds the number of valid assessed reports.

WARREN COUNTY

RURAL // POPULATION • 40,035 / POPULATION UNDER 18 • 7,818



TYPES OF ALLEGATIONS SUBSTANTIATED REPORTS



16 TOTAL ALLEGATIONS

- **9** (56.3%) Sexual abuse
- **5** (31.3%) Physical abuse/bodily injury
- **1** (6.3%) Serious physical neglect
- **0** (0.0%) Reasonable likelihood of bodily injury
- **0** (0.0%) Engaging in per se acts
- **1** (6.3%) Likelihood of sexual abuse/exploitation
- **0** (0.0%) Serious mental injury
- **0** (0.0%) Severe form of trafficking in persons or sex trafficking
- **0** (0.0%) Munchausen Syndrome By Proxy/medical abuse

NOTES: A report may have more than one allegation for each report; therefore, the total number of allegations will be greater than the total number of reports.

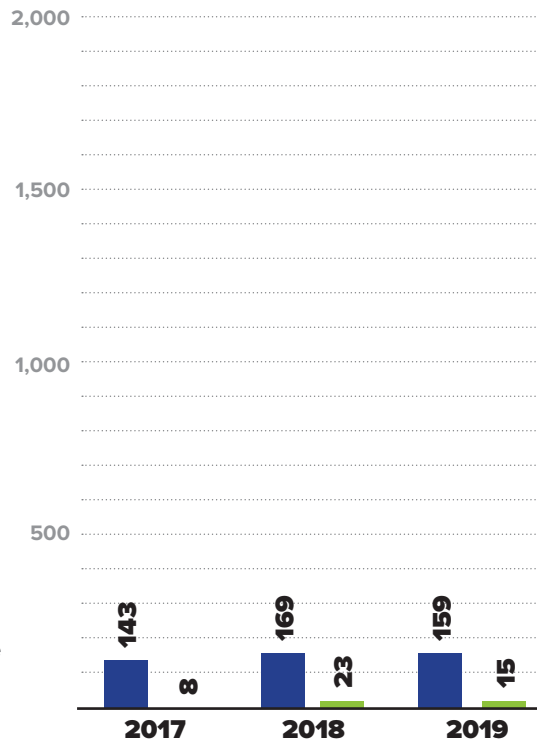
2019 REPORTS OF CHILD ABUSE

159

■ TOTAL REPORTS

15

■ SUBSTANTIATED REPORTS



NOTE: CPS and GPS data reported were investigated and substantiated by the CCYA and may vary from statewide data which include both CCYA and OCYF Regional Office investigations.

SUBSTANTIATED REPORTS BY SEX OF VICTIM

FEMALE

11

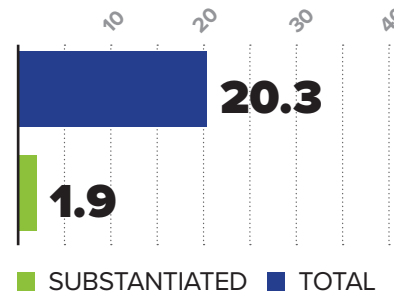
73.3%

MALE

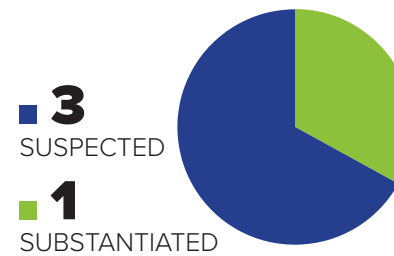
4

26.7%

CHILD ABUSE REPORTS PER 1,000 CHILDREN



CASES OF REPEAT ABUSE SUBSTANTIATED REPORTS



\$841,091

EXPENDITURES CHILD ABUSE INVESTIGATIONS AND GENERAL PROTECTIVE SERVICES ASSESSMENTS



NOTE: Expenditures include only state funding.

2019 FATALITIES

0/51 MALE FEMALE

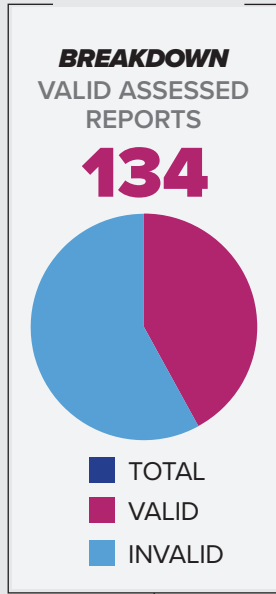
2019 NEAR FATALITIES

0/93 MALE FEMALE

2019 REPORTS OF GENERAL PROTECTIVE SERVICES

651

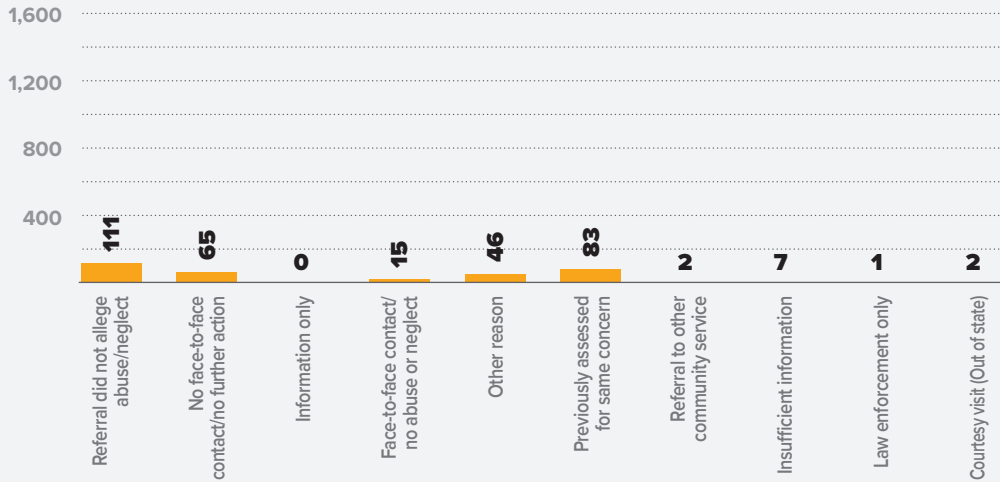
TOTAL REPORTS



NUMBER OF CHILDREN ASSESSED



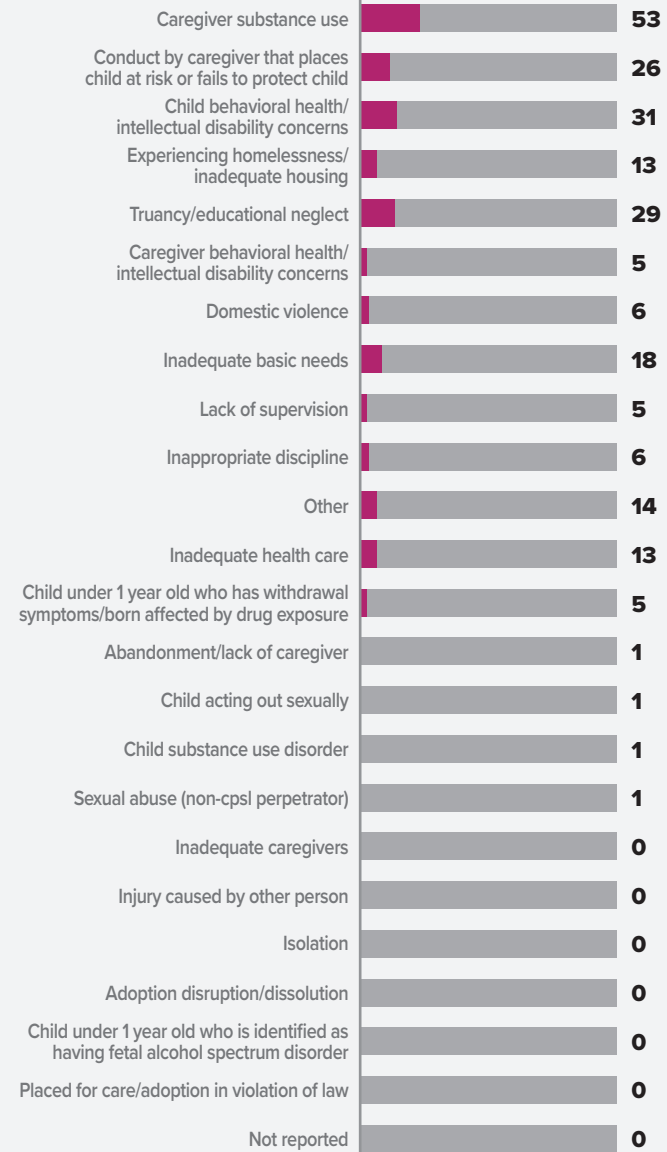
BREAKDOWN REPORTS SCREENED OUT BY REASON



VALID GPS CONCERNS BY TYPE

228

TOTAL CONCERNS

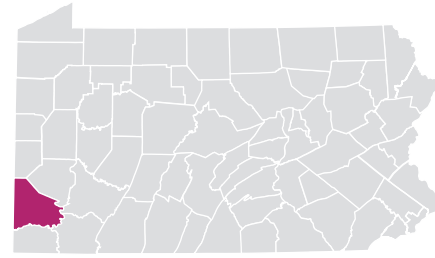


WARREN COUNTY

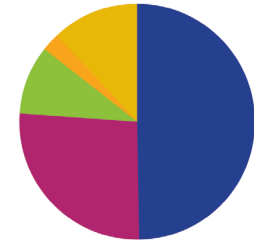
NOTES: A report may have more than one concern for each report; therefore, the total number of concerns will be greater than the total number of reports. In some reports, more than one child was assessed with valid concerns; therefore, the number of children assessed exceeds the number of valid assessed reports.

WASHINGTON COUNTY

RURAL // POPULATION • 207,547 / POPULATION UNDER 18 • 40,817



TYPES OF ALLEGATIONS SUBSTANTIATED REPORTS



42 TOTAL ALLEGATIONS

- 21** (50.0%) Sexual abuse
- 11** (26.2%) Physical abuse/bodily injury
- 4** (9.5%) Serious physical neglect
- 1** (2.4%) Reasonable likelihood of bodily injury
- 0** (0.0%) Engaging in per se acts
- 0** (0.0%) Likelihood of sexual abuse/exploitation
- 5** (11.9%) Serious mental injury
- 0** (0.0%) Severe form of trafficking in persons or sex trafficking
- 0** (0.0%) Munchausen Syndrome By Proxy/medical abuse

NOTES: A report may have more than one allegation for each report; therefore, the total number of allegations will be greater than the total number of reports.

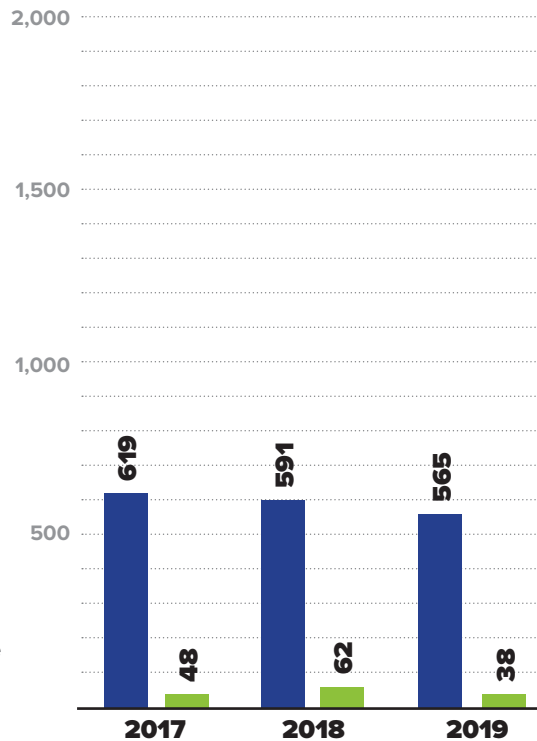
2019 REPORTS OF CHILD ABUSE

565

■ TOTAL REPORTS

38

■ SUBSTANTIATED REPORTS



NOTE: CPS and GPS data reported were investigated and substantiated by the CCYA and may vary from statewide data which include both CCYA and OCYF Regional Office investigations.

SUBSTANTIATED REPORTS BY SEX OF VICTIM

FEMALE

21

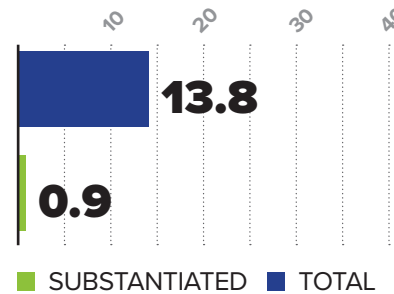
55.3%

MALE

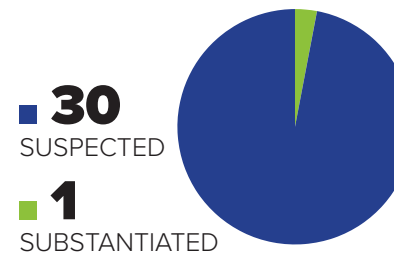
17

44.7%

CHILD ABUSE REPORTS PER 1,000 CHILDREN



CASES OF REPEAT ABUSE SUBSTANTIATED REPORTS



\$3,936,473

EXPENDITURES CHILD ABUSE INVESTIGATIONS AND GENERAL PROTECTIVE SERVICES ASSESSMENTS



NOTE: Expenditures include only state funding.

2019 FATALITIES

0/51 MALE FEMALE

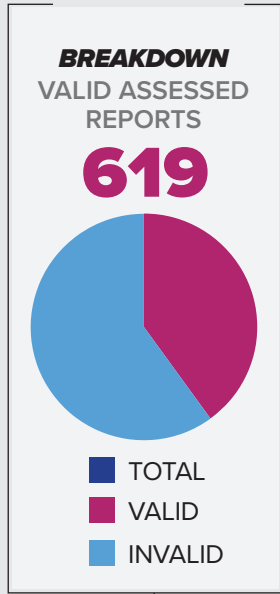
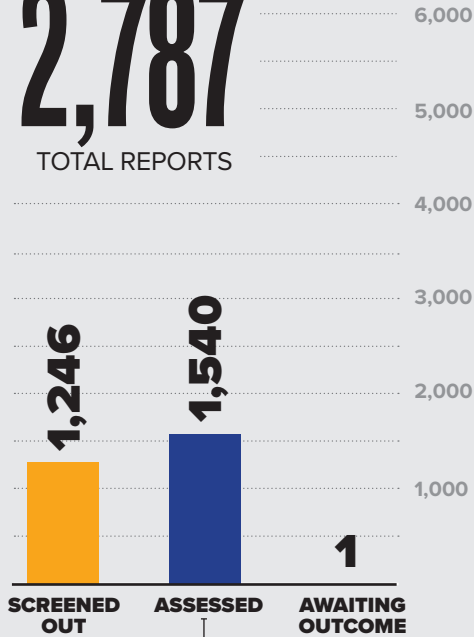
2019 NEAR FATALITIES

0/93 MALE FEMALE

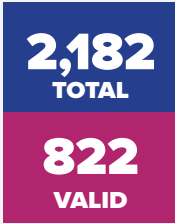
2019 REPORTS OF GENERAL PROTECTIVE SERVICES

2,787

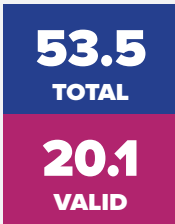
TOTAL REPORTS



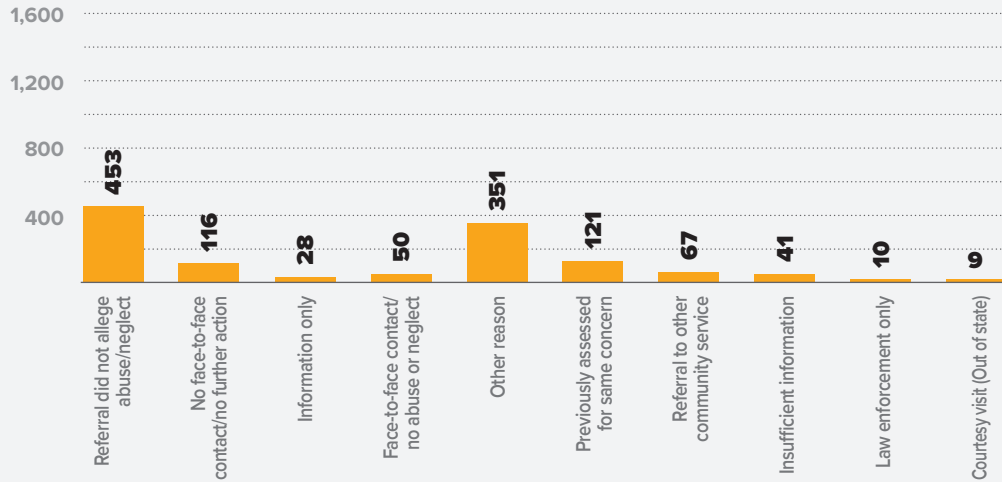
NUMBER OF CHILDREN ASSESSED



CHILDREN ASSESSED PER 1,000 CHILDREN



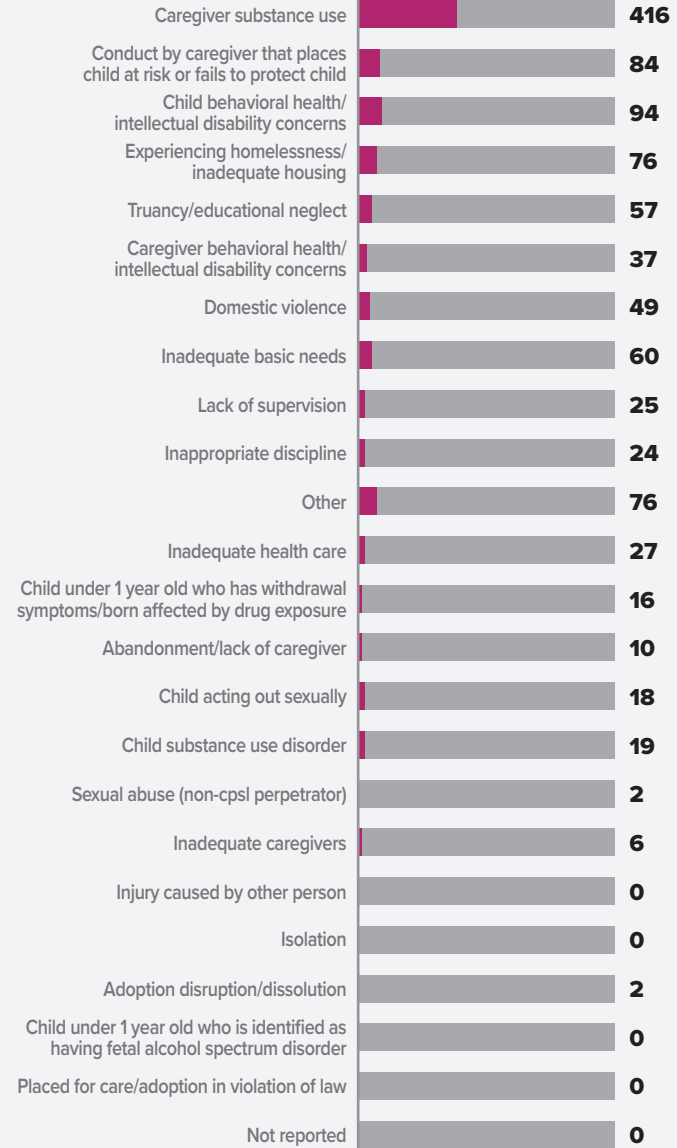
BREAKDOWN REPORTS SCREENED OUT BY REASON



VALID GPS CONCERNS BY TYPE

1,098

TOTAL CONCERNS

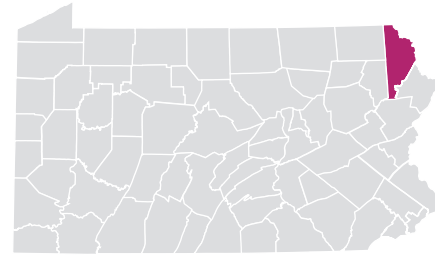


WASHINGTON COUNTY

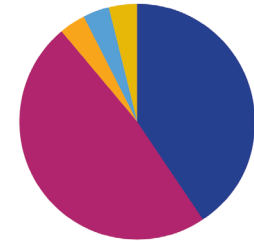
NOTES: A report may have more than one concern for each report; therefore, the total number of concerns will be greater than the total number of reports. In some reports, more than one child was assessed with valid concerns; therefore, the number of children assessed exceeds the number of valid assessed reports.

WAYNE COUNTY

RURAL // POPULATION • 51,536 / POPULATION UNDER 18 • 8,784



TYPES OF ALLEGATIONS SUBSTANTIATED REPORTS



27 TOTAL ALLEGATIONS

- **11** (40.7%) Sexual abuse
- **13** (48.1%) Physical abuse/bodily injury
- **0** (0.0%) Serious physical neglect
- **1** (3.7%) Reasonable likelihood of bodily injury
- **0** (0.0%) Engaging in per se acts
- **1** (3.7%) Likelihood of sexual abuse/exploitation
- **1** (3.7%) Serious mental injury
- **0** (0.0%) Severe form of trafficking in persons or sex trafficking
- **0** (0.0%) Munchausen Syndrome By Proxy/medical abuse

NOTES: A report may have more than one allegation for each report; therefore, the total number of allegations will be greater than the total number of reports.

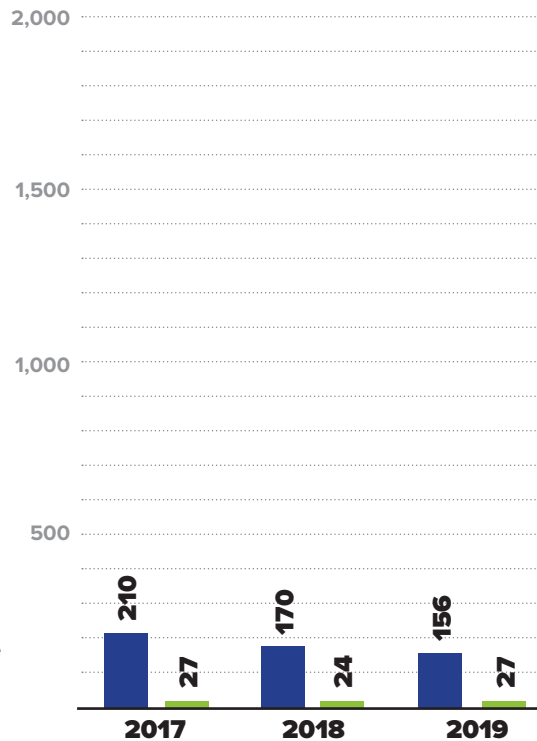
2019 REPORTS OF CHILD ABUSE

156

■ TOTAL REPORTS

27

■ SUBSTANTIATED REPORTS



NOTE: CPS and GPS data reported were investigated and substantiated by the CCYA and may vary from statewide data which include both CCYA and OCYF Regional Office investigations.

SUBSTANTIATED REPORTS BY SEX OF VICTIM

FEMALE

15

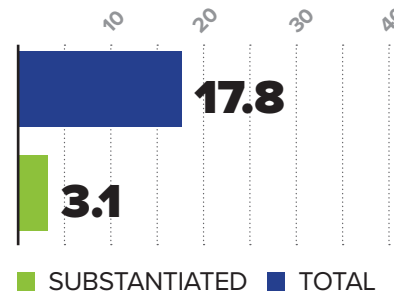
55.6%

MALE

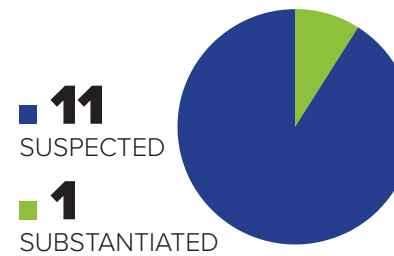
12

44.4%

CHILD ABUSE REPORTS PER 1,000 CHILDREN



CASES OF REPEAT ABUSE SUBSTANTIATED REPORTS



\$895,613

EXPENDITURES CHILD ABUSE INVESTIGATIONS AND GENERAL PROTECTIVE SERVICES ASSESSMENTS



NOTE: Expenditures include only state funding.

2019 FATALITIES

0/51 MALE 0 FEMALE 0

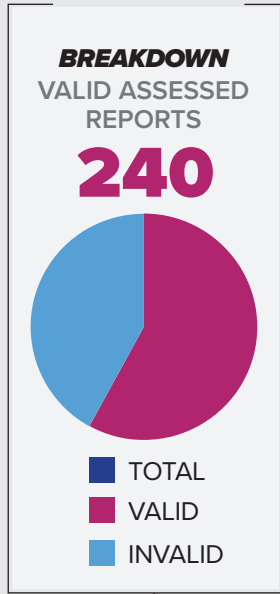
2019 NEAR FATALITIES

1/93 MALE 0 FEMALE 1

2019 REPORTS OF GENERAL PROTECTIVE SERVICES

740

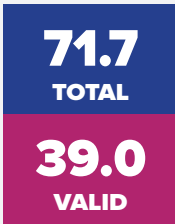
TOTAL REPORTS



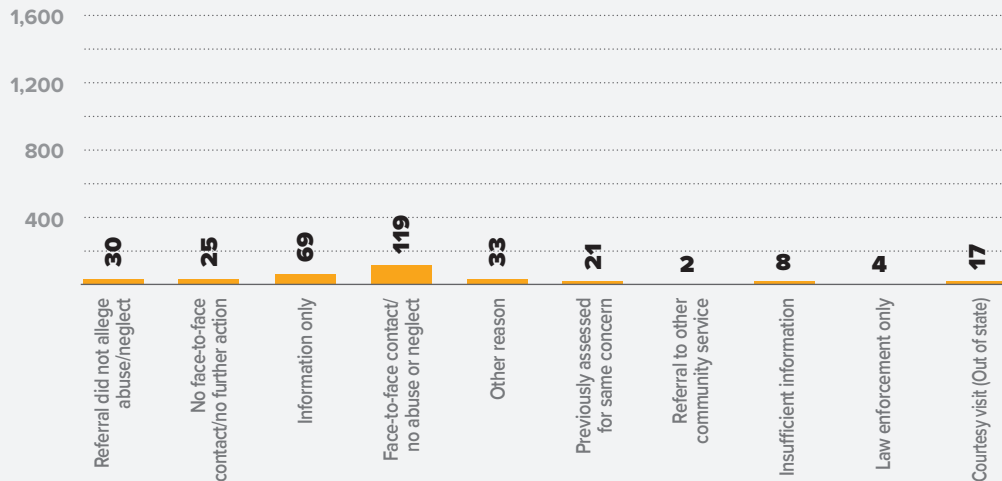
NUMBER OF CHILDREN ASSESSED



CHILDREN ASSESSED PER 1,000 CHILDREN



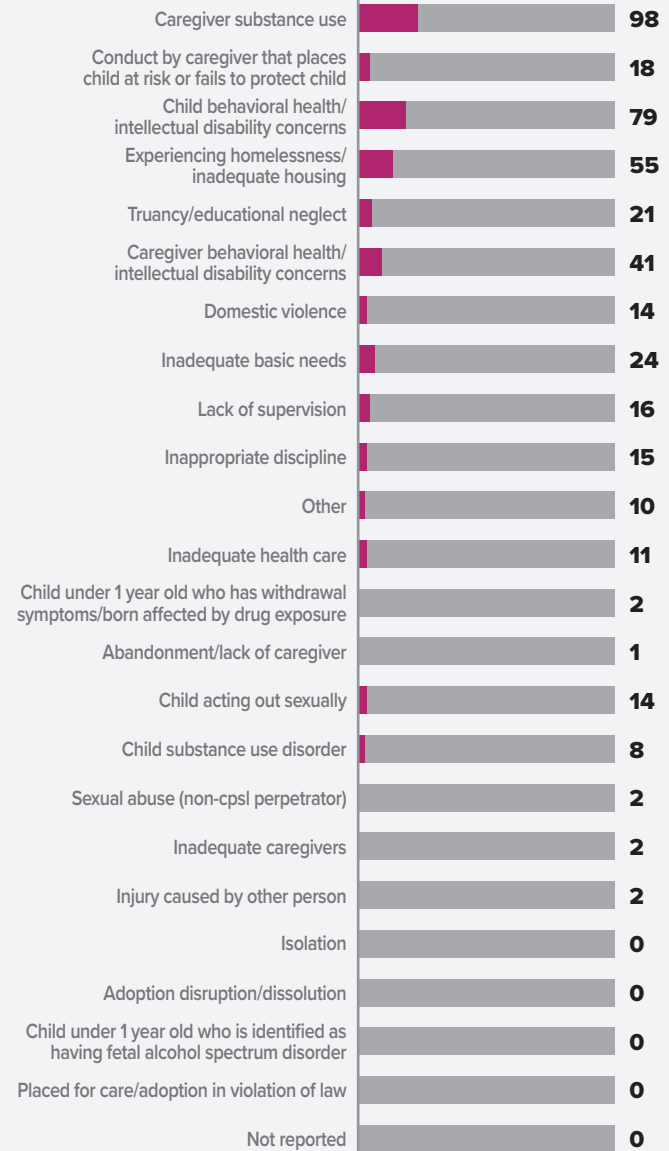
BREAKDOWN REPORTS SCREENED OUT BY REASON



VALID GPS CONCERNS BY TYPE

433

TOTAL CONCERNS

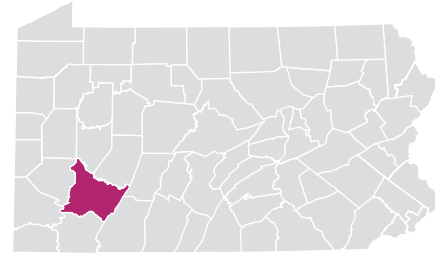


WAYNE COUNTY

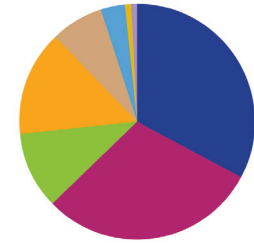
NOTES: A report may have more than one concern for each report; therefore, the total number of concerns will be greater than the total number of reports. In some reports, more than one child was assessed with valid concerns; therefore, the number of children assessed exceeds the number of valid assessed reports.

WESTMORELAND COUNTY

URBAN // POPULATION • 354,751 / POPULATION UNDER 18 • 65,987



TYPES OF ALLEGATIONS SUBSTANTIATED REPORTS



140 TOTAL ALLEGATIONS

- 46** (32.9%) Sexual abuse
- 42** (30.0%) Physical abuse/bodily injury
- 15** (10.7%) Serious physical neglect
- 20** (14.3%) Reasonable likelihood of bodily injury
- 10** (7.1%) Engaging in per se acts
- 5** (3.6%) Likelihood of sexual abuse/exploitation
- 1** (0.7%) Serious mental injury
- 1** (0.7%) Severe form of trafficking in persons or sex trafficking
- 0** (0.0%) Munchausen Syndrome By Proxy/medical abuse

NOTES: A report may have more than one allegation for each report; therefore, the total number of allegations will be greater than the total number of reports.

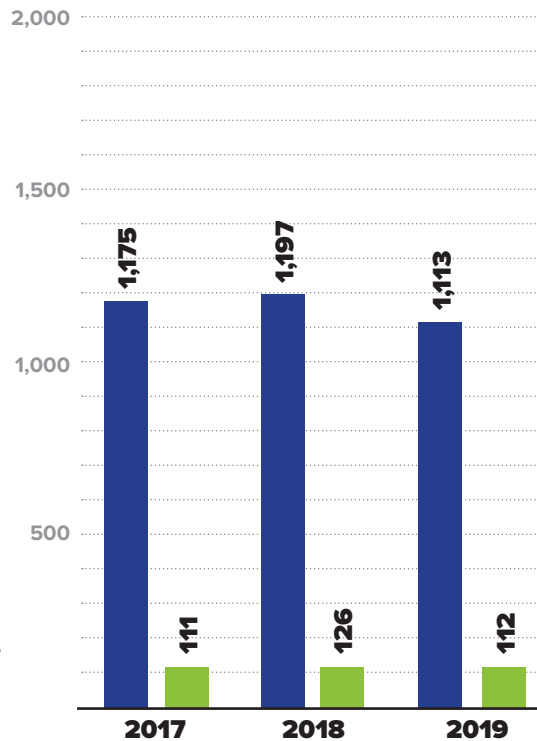
2019 REPORTS OF CHILD ABUSE

1,113

■ TOTAL REPORTS

112

■ SUBSTANTIATED REPORTS



NOTE: CPS and GPS data reported were investigated and substantiated by the CCYA and may vary from statewide data which include both CCYA and OCYF Regional Office investigations.

SUBSTANTIATED REPORTS BY SEX OF VICTIM

FEMALE

66

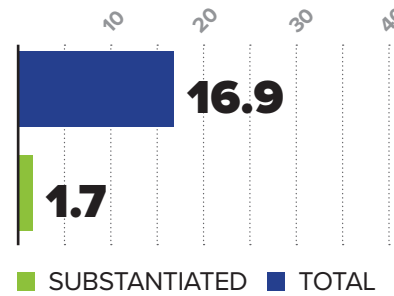
58.9%

MALE

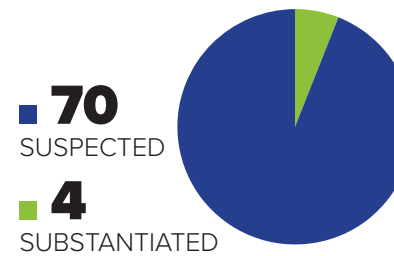
46

41.1%

CHILD ABUSE REPORTS PER 1,000 CHILDREN



CASES OF REPEAT ABUSE SUBSTANTIATED REPORTS



\$4,217,639

EXPENDITURES CHILD ABUSE INVESTIGATIONS AND GENERAL PROTECTIVE SERVICES ASSESSMENTS



NOTE: Expenditures include only state funding.

2019 FATALITIES

1/51 MALE 0 FEMALE 1

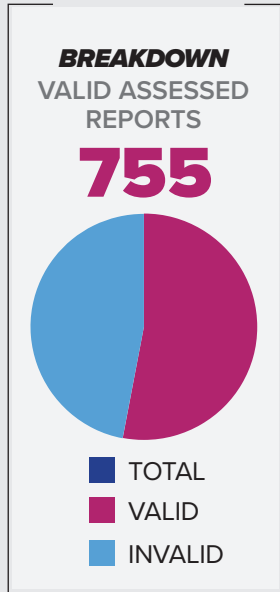
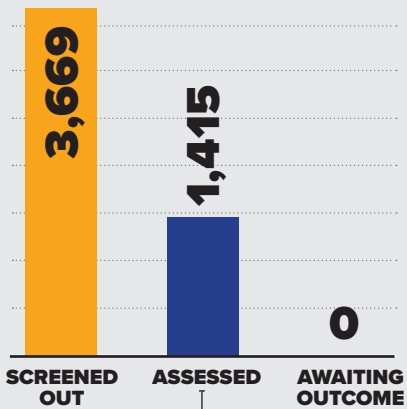
2019 NEAR FATALITIES

1/93 MALE 1 FEMALE 0

2019 REPORTS OF GENERAL PROTECTIVE SERVICES

5,084

TOTAL REPORTS



NUMBER OF CHILDREN ASSESSED

2,097
TOTAL

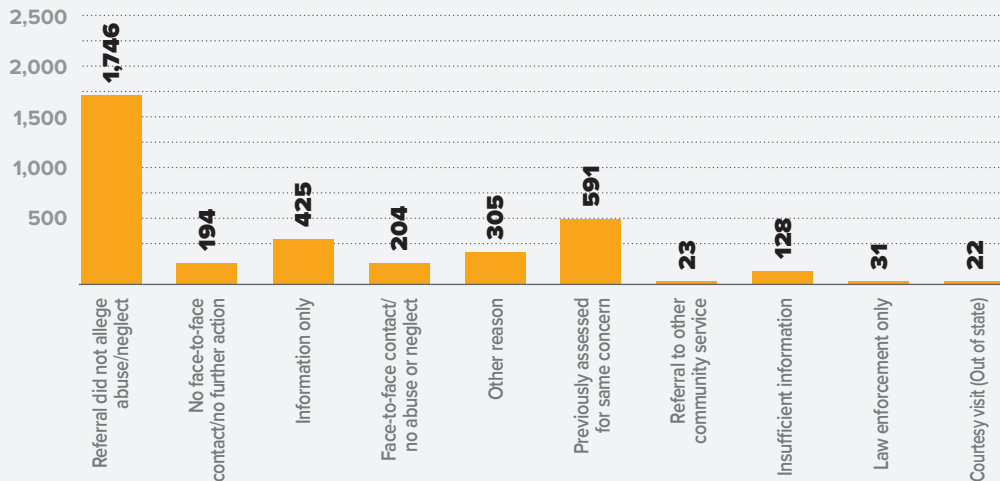
1,059
VALID

CHILDREN ASSESSED PER 1,000 CHILDREN

31.8
TOTAL

16.0
VALID

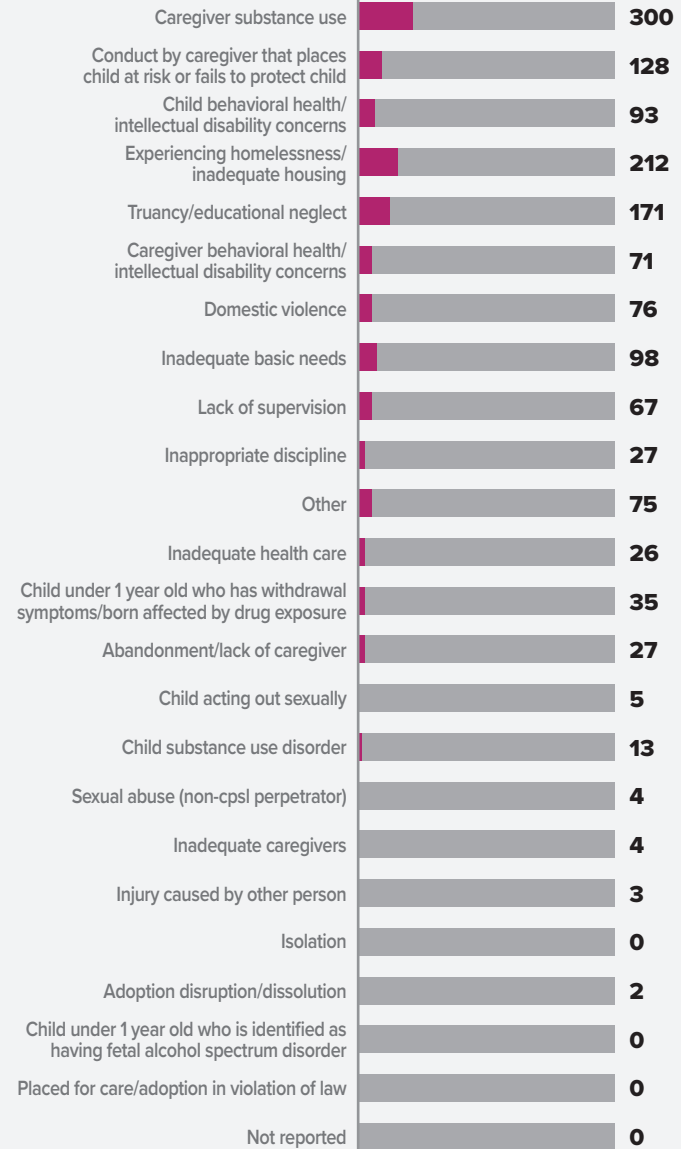
BREAKDOWN REPORTS SCREENED OUT BY REASON



VALID GPS CONCERNS BY TYPE

1,437

TOTAL CONCERNS

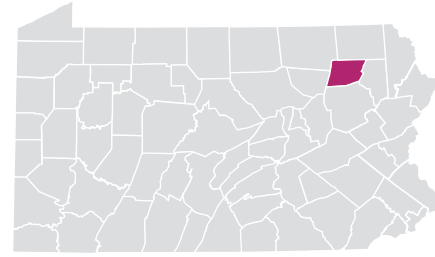


WESTMORELAND COUNTY

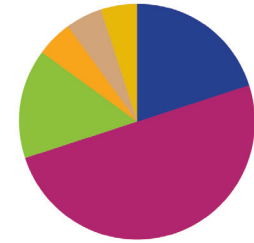
NOTES: A report may have more than one concern for each report; therefore, the total number of concerns will be greater than the total number of reports. In some reports, more than one child was assessed with valid concerns; therefore, the number of children assessed exceeds the number of valid assessed reports.

WYOMING COUNTY

RURAL // POPULATION • 27,588 / POPULATION UNDER 18 • 5,478



TYPES OF ALLEGATIONS SUBSTANTIATED REPORTS



20 TOTAL ALLEGATIONS

- **4** (20.0%) Sexual abuse
- **10** (50.0%) Physical abuse/bodily injury
- **3** (15.0%) Serious physical neglect
- **1** (5.0%) Reasonable likelihood of bodily injury
- **1** (5.0%) Engaging in per se acts
- **0** (0.0%) Likelihood of sexual abuse/exploitation
- **1** (5.0%) Serious mental injury
- **0** (0.0%) Severe form of trafficking in persons or sex trafficking
- **0** (0.0%) Munchausen Syndrome By Proxy/medical abuse

NOTES: A report may have more than one allegation for each report; therefore, the total number of allegations will be greater than the total number of reports.

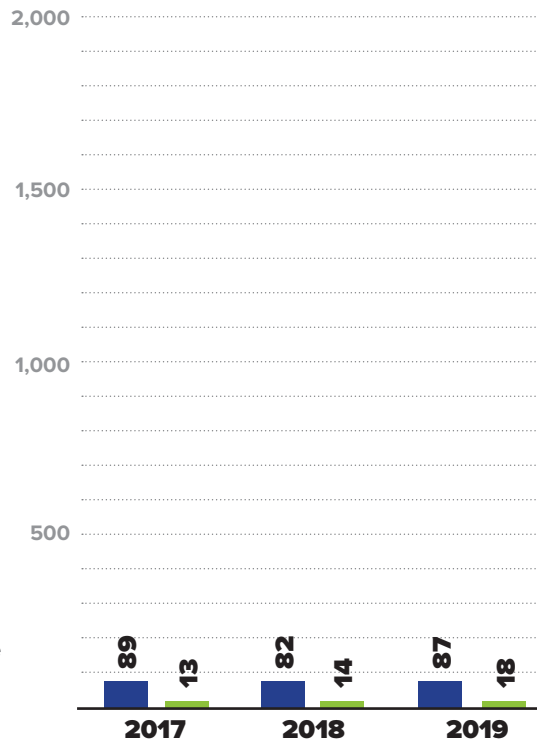
2019 REPORTS OF CHILD ABUSE

87

■ TOTAL REPORTS

18

■ SUBSTANTIATED REPORTS

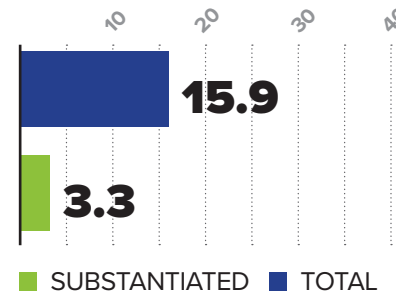


SUBSTANTIATED REPORTS BY SEX OF VICTIM

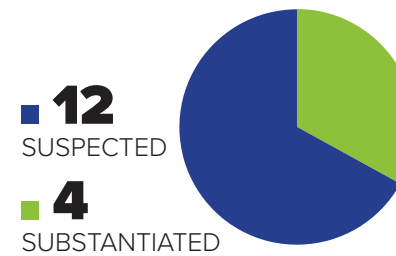
FEMALE
13
72.2%

MALE
5
27.8%

CHILD ABUSE REPORTS PER 1,000 CHILDREN



CASES OF REPEAT ABUSE SUBSTANTIATED REPORTS



NOTE: CPS and GPS data reported were investigated and substantiated by the CCYA and may vary from statewide data which include both CCYA and OCYF Regional Office investigations.

\$378,828

EXPENDITURES CHILD ABUSE INVESTIGATIONS AND GENERAL PROTECTIVE SERVICES ASSESSMENTS



NOTE: Expenditures include only state funding.

2019 FATALITIES

1/51 MALE 0 FEMALE 1

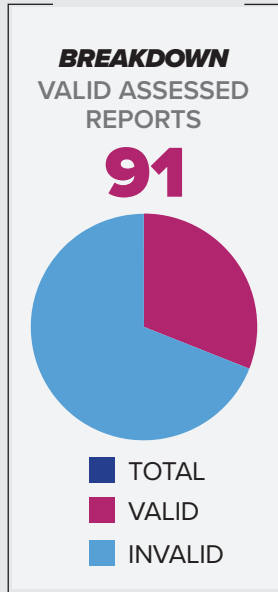
2019 NEAR FATALITIES

0/93 MALE 0 FEMALE 0

2019 REPORTS OF GENERAL PROTECTIVE SERVICES

431

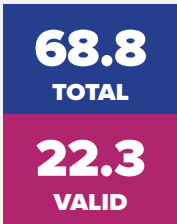
TOTAL REPORTS



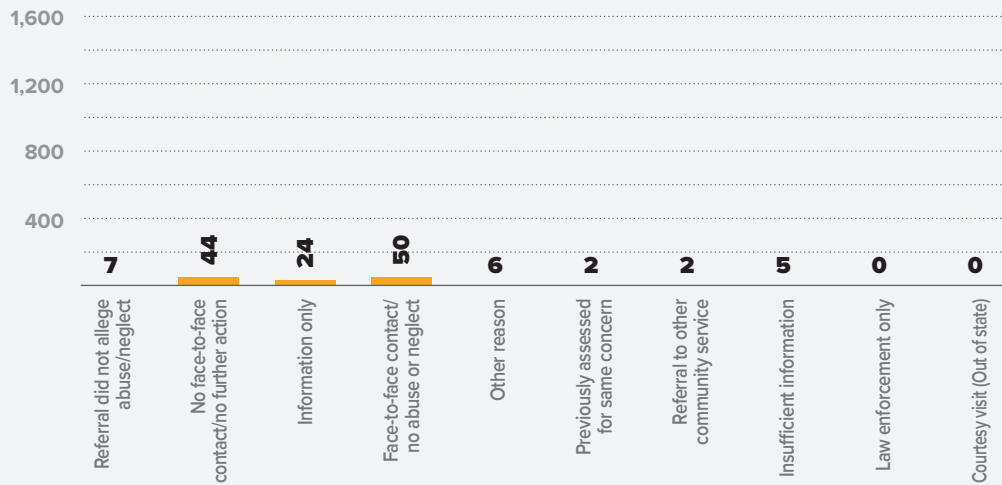
NUMBER OF CHILDREN ASSESSED



CHILDREN ASSESSED PER 1,000 CHILDREN



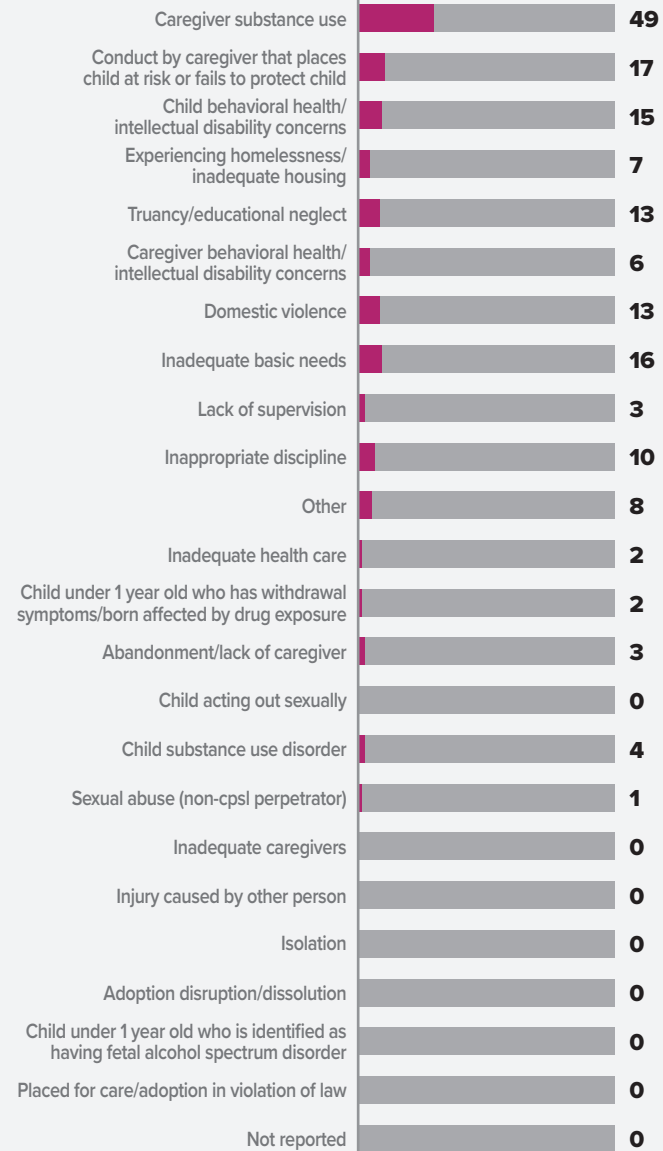
BREAKDOWN REPORTS SCREENED OUT BY REASON



VALID GPS CONCERNS BY TYPE

169

TOTAL CONCERNS

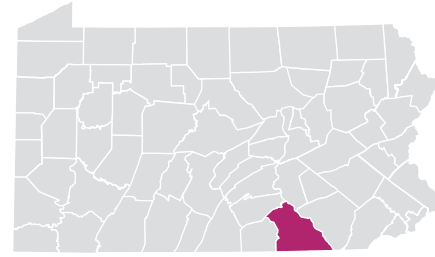


WYOMING COUNTY

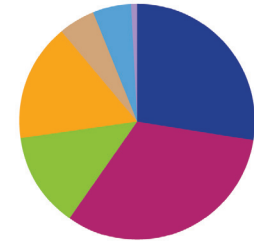
NOTES: A report may have more than one concern for each report; therefore, the total number of concerns will be greater than the total number of reports. In some reports, more than one child was assessed with valid concerns; therefore, the number of children assessed exceeds the number of valid assessed reports.

YORK COUNTY

URBAN // POPULATION • 444,014 / POPULATION UNDER 18 • 98,850



TYPES OF ALLEGATIONS SUBSTANTIATED REPORTS



244 TOTAL ALLEGATIONS

- 67** (27.5%) Sexual abuse
- 79** (32.4%) Physical abuse/bodily injury
- 32** (13.1%) Serious physical neglect
- 39** (16.0%) Reasonable likelihood of bodily injury
- 12** (4.9%) Engaging in per se acts
- 13** (5.3%) Likelihood of sexual abuse/exploitation
- 0** (0.0%) Serious mental injury
- 2** (0.8%) Severe form of trafficking in persons or sex trafficking
- 0** (0.0%) Munchausen Syndrome By Proxy/medical abuse

NOTES: A report may have more than one allegation for each report; therefore, the total number of allegations will be greater than the total number of reports.

2019 REPORTS OF CHILD ABUSE

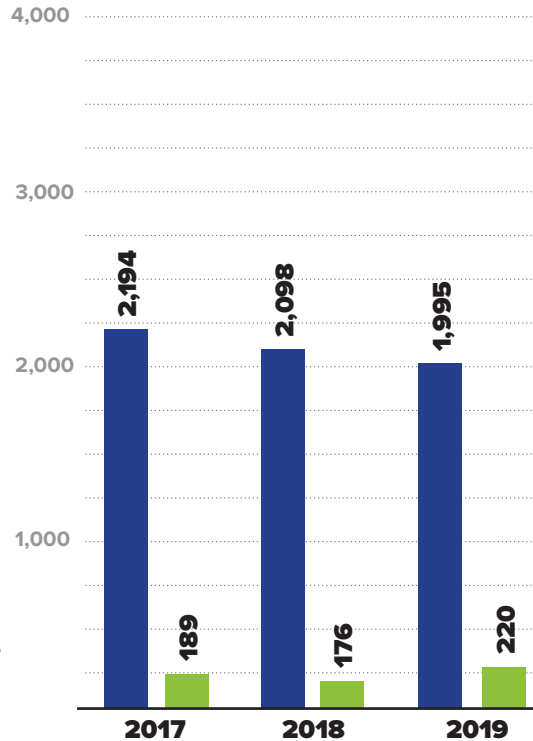
1,995

■ TOTAL REPORTS

220

■ SUBSTANTIATED REPORTS

NOTE: CPS and GPS data reported were investigated and substantiated by the CCYA and may vary from statewide data which include both CCYA and OCYF Regional Office investigations.

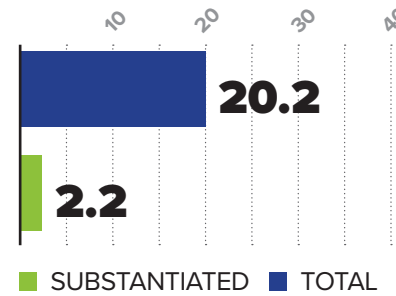


SUBSTANTIATED REPORTS BY SEX OF VICTIM

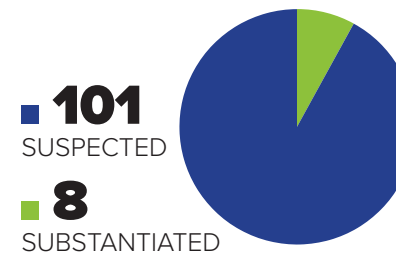
FEMALE
107
48.6%

MALE
113
51.4%

CHILD ABUSE REPORTS PER 1,000 CHILDREN



CASES OF REPEAT ABUSE SUBSTANTIATED REPORTS



\$7,635,424

EXPENDITURES CHILD ABUSE INVESTIGATIONS AND GENERAL PROTECTIVE SERVICES ASSESSMENTS



NOTE: Expenditures include only state funding.

2019 FATALITIES

3/51 MALE 2 FEMALE 1

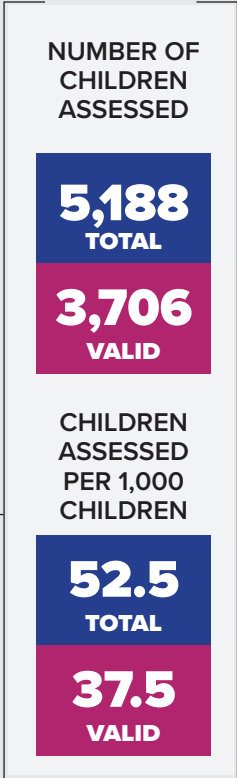
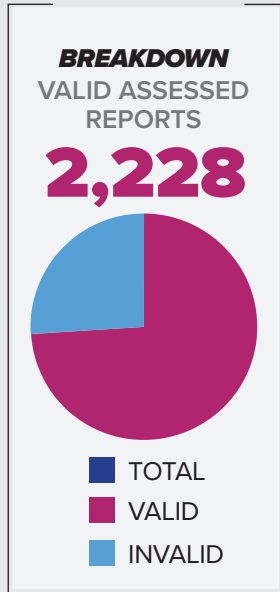
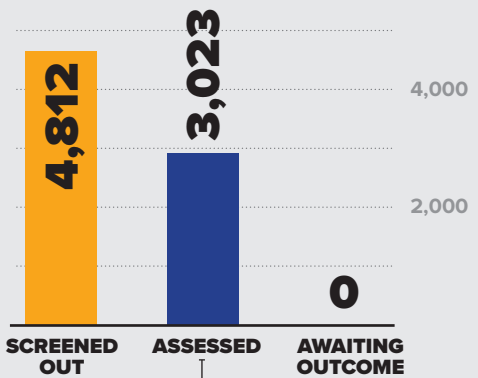
2019 NEAR FATALITIES

4/93 MALE 3 FEMALE 1

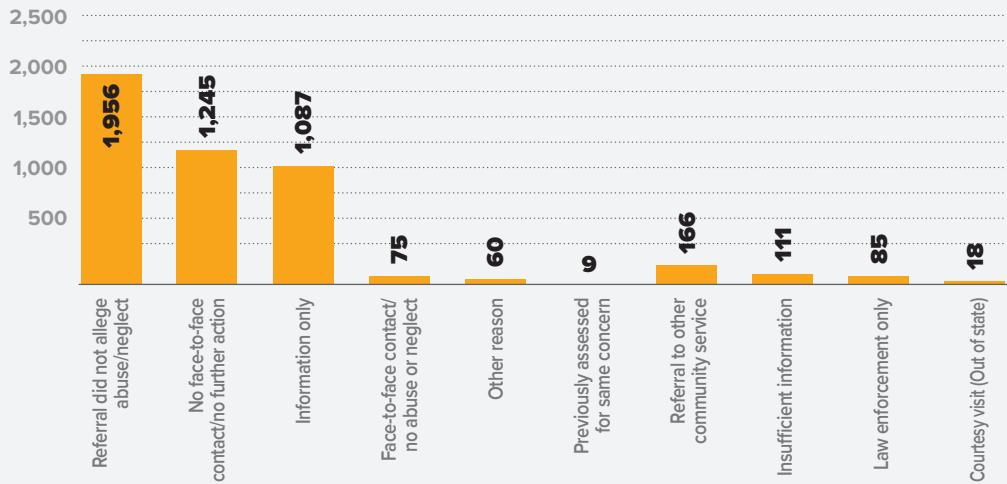
2019 REPORTS OF GENERAL PROTECTIVE SERVICES

7,835

TOTAL REPORTS



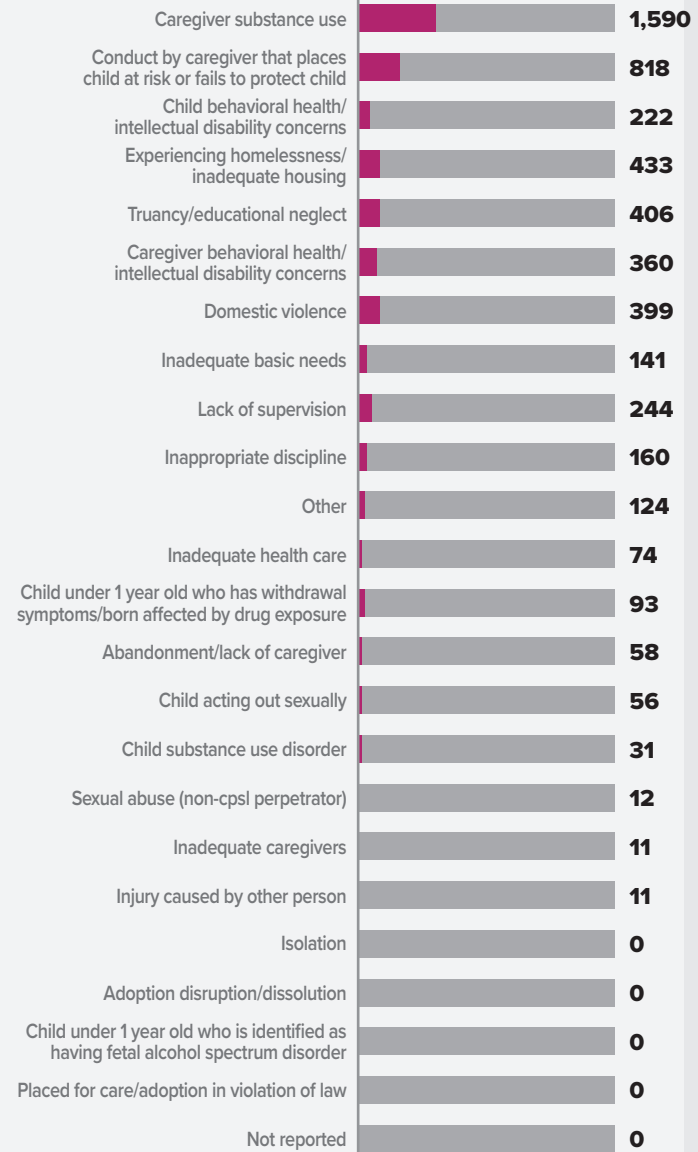
BREAKDOWN REPORTS SCREENED OUT BY REASON



VALID GPS CONCERNS BY TYPE

5,243

TOTAL CONCERNS



YORK COUNTY

NOTES: A report may have more than one concern for each report; therefore, the total number of concerns will be greater than the total number of reports. In some reports, more than one child was assessed with valid concerns; therefore, the number of children assessed exceeds the number of valid assessed reports.

TO REPORT
SUSPECTED CHILD ABUSE,
CALL CHILDLINE AT
1 · 800 · 932 · 0313
TDD // 1 · 866 · 872 · 1677

www.KeepKidsSafe.pa.gov

